

The  
**1240 / 1241**  
Logic Analyzer

SERVICE MANUAL, VOL. II

PLEASE CHECK FOR CHANGE INFORMATION  
AT THE REAR OF THIS MANUAL.

**WARNING**

THE FOLLOWING SERVICING INSTRUCTIONS ARE FOR USE BY QUALIFIED PERSONNEL ONLY. TO AVOID PERSONAL INJURY, DO NOT PERFORM ANY SERVICING OTHER THAN THAT CONTAINED IN OPERATING INSTRUCTIONS UNLESS YOU ARE QUALIFIED TO DO SO.

Copyright © 1985, 1988, Tektronix, Inc. All rights reserved.  
Contents of this publication may not be reproduced in any form without the written permission of Tektronix, Inc.

Products of Tektronix, Inc. and its subsidiaries are covered by U.S. and foreign patents and/or pending patents.









































TEKTRONIX, TEK, SCOPE-MOBILE, and  are registered trademarks of Tektronix, Inc. TELEQUIPMENT is a registered trademark of Tektronix U.K. Limited.

Printed in U.S.A. Specification and price change privileges are reserved.

# MANUAL REVISION STATUS

**PRODUCT:** 1240/1241 LOGIC ANALYZER SERVICE MANUAL VOL. II.

This manual supports the following versions of this product: All

REV DATE	DESCRIPTION
JUL 1985	First Printing
SEP 1985	Revised Printing: Pages— Back of  , Front of  ,  ,  ,  ,  ,  ,  ,  . Add Pages— Back of  , Front of  ,  ,  ,  ,  ,  ,  ,  .
APR 1986	Revised Printing: Tab Pages—  ,  ,  ,  ,  ,  ,  ,  ,  ,  . Figure—10-5, 10-5a, 10-13 & 10-17.
JUL 1986	Revised Printing: Tab Pages—  ,  ,  ,  ,  ,  . Electrical & Mechanical Parts Lists.
JAN 1987	Revised Printing: Tab Pages—Back of  , Front of  . Electrical & Mechanical Parts Lists.
APR 1987	Revised Printing: Tab Page—  , Table 10-20 Electrical Parts List.
OCT 1987	Revised Printing: Electrical & Mechanical Parts Lists
MAR 1988	Revised Printing: Back of  , Schematic  , Table 10-24, Electrical & Mechanical Parts Lists
OCT 1988	Revised Printing: Schematic  .





# PREFACE

The 062-7124-02 manuals package consists of the *1240/1241 Service Manual* (volumes 1 and 2) and various addenda. The *1241 Service Manual Addendum*, included in the two-volume set, provides additional support for the 1241 Logic Analyzer. Each manual and addendum in the set has its own part number starting with the prefix 070. Manual part numbers are located on the manual title page.

The *1240/1241 Service Manual* provides information that allows service technicians to check, troubleshoot, repair, and maintain the 1240 and 1241 Logic Analyzers. When servicing a 1241 Logic Analyzer, use both volumes of the service manual and the *1241 Service Manual Addendum* to find complete troubleshooting information. For detailed operating instructions, refer to the *1240/1241 Operator's Manual*.

This manual is designed for use by a qualified service technician having moderate experience with digital circuitry. Familiarity with both TTL and ECL logic families is assumed. Familiarity with and the ability to operate standard test instruments used on digital circuitry, such as an oscilloscope or logic analyzer, is also assumed.

Troubleshooting of the 1240 and 1241 Logic Analyzers is based on the internal diagnostics. The diagnostics produce an on-screen error index message that allows the service technician to quickly identify instrument failure. This manual translates these error indexes into a list of probable causes for instrument failure and lists recommended repair actions.

This manual is divided into 12 sections, found in two volumes. Each section is preceded by a tabbed page for quick reference. Other reference aids included:

- **Manual Table of Contents** – refer to the Table of Contents at the beginning of the manual for a breakdown of sections.
- **Section Table of Contents** – refer to the Table of Contents at the beginning of each section for a detailed breakdown of section contents.
- **Diagnostic Page-Bleed Tabs** – refer to the *Troubleshooting and Repair* section for page-edge bleed tabs that indicate, by their vertical page position, which module's diagnostic information is currently being accessed.

## WHAT THIS MANUAL CONTAINS

### VOLUME 1

**Section 1 – GENERAL INFORMATION.** Provides a basic description of the logic analyzers and an overview of the instrument controls and indicators. It also describes the operating and diagnostic menu layouts.

**Section 2 – SPECIFICATIONS.** Lists electrical, mechanical, and environmental specifications of the logic analyzer.

**Section 3 – OPERATING INFORMATION.** Describes the logic analyzer's power requirements, and lists the probe, pack, and I/O connections. Refer to the *1240/1241 Operator's Manual* for complete operating instructions.

**Section 4 – THEORY OF OPERATION.** Illustrates basic operation by introducing logical function blocks and by showing their relationship to the instrument modules. Also, this section describes the system architecture and the difference between the 1240D1 and 1240D2 acquisition cards.

**Section 5 – VERIFICATION AND ADJUSTMENT PROCEDURES.** Contains functional check procedures, adjustment procedures, and performance verification procedures.

**Section 6 – DISASSEMBLY AND INSTALLATION PROCEDURES.** Describes disassembly and reassembly procedures for instrument pieces.

**Section 7 – MAINTENANCE.** Contains information necessary to maintain the logic analyzers, including general precautions and preventive and corrective maintenance items.

**Section 8 – TROUBLESHOOTING AND REPAIR.** Contains information on the diagnostic tests. The diagnostic test descriptions, associated error indexes, and probable failure causes and solutions are grouped by module name with page-bleed tabs. Also provided are recommended repair practices for parts of the instrument not tested by diagnostics.

## **VOLUME 2**

**Section 9 – REPLACEABLE ELECTRICAL PARTS.** Contains a list (including Tektronix part numbers) of all replaceable electrical parts in the logic analyzers.

**Section 10 – SCHEMATIC DIAGRAMS.** Contains schematics as well as board and component locator diagrams and tables. The schematic diamond numbers refer to instrument theory discussions located in the *Theory of Operation* section.

**Section 11 – REPLACEABLE MECHANICAL PARTS.** Contains a list (including Tektronix part numbers) of all replaceable mechanical parts in the logic analyzers and provides illustrations to show the location of each of these parts.

**Section 12 – GLOSSARY.** Provides an alphabetical list of signal names and their corresponding descriptions.

# TABLE OF CONTENTS

## VOLUME 1:

SECTION 1	GENERAL INFORMATION
SECTION 2	SPECIFICATIONS
SECTION 3	OPERATING INFORMATION
SECTION 4	THEORY OF OPERATION
SECTION 5	VERIFICATION AND ADJUSTMENT PROCEDURES
SECTION 6	DISASSEMBLY AND INSTALLATION PROCEDURES
SECTION 7	MAINTENANCE
SECTION 8	TROUBLESHOOTING AND REPAIR

## VOLUME 2:

	Page
PREFACE .....	i
OPERATOR'S SAFTY SUMMARY .....	iv
SERVICE SAFTY SUMMARY .....	vi
SECTION 9	REPLACEABLE ELECTRICAL PARTS
SECTION 10	DIAGRAMS
SECTION 11	REPLACEABLE MECHANICAL PARTS
SECTION 12	GLOSSARY

# OPERATOR'S SAFETY SUMMARY

The general safety information in this summary is for both operator and service personnel. Specific cautions and warnings are found throughout the manual where they apply, but may not appear in this summary.

## TERMS IN THIS MANUAL

**CAUTION** statements identify conditions or practices that could result in damage to the equipment or other property.


**WARNING** statements identify conditions or practices that could result in personal injury or loss of life.

## TERMS AS MARKED ON EQUIPMENT


**CAUTION** indicates a personal injury hazard not immediately accessible as one reads the marking, or a hazard to property including the equipment itself.

**DANGER** indicates a personal injury hazard immediately accessible as one reads the marking.

## SYMBOLS AS MARKED ON EQUIPMENT

 **DANGER** — High voltage.

 Protective ground (earth) terminal.

 **ATTENTION** — refer to manual.

## GROUNDING THE PRODUCT

This product is intended to operate from a power source that does not apply more than 250 volts rms between the supply conductors or between either supply conductor and ground.

This product is grounded through the grounding conductor of the power cord. To avoid electrical shock, plug the power cord into a properly wired receptacle before connecting to the product. A protective-ground connection by way of the grounding conductor in the power cord is essential for safe operation.

## DANGER ARISING FROM LOSS OF GROUND

Upon loss of the protective-ground connection, all accessible conductive parts (including knobs and controls that may appear to be insulating) can render an electric shock.

## **USE THE PROPER POWER CORD**

Use only the power cord and connector specified for your product, and be sure it is in good condition.

Refer to the *Operating Information* section of this manual for information on power cords and connectors.

## **USE THE PROPER FUSE**

To avoid fire hazard, use only a fuse of the correct type, voltage rating, and current rating as specified in the parts list for this product. Also, ensure that the line selector switch is in the proper position for the power source being used.

## **DO NOT OPERATE IN EXPLOSIVE ATMOSPHERES**

To avoid explosion, do not operate this product in an explosive atmosphere unless it has been specifically certified for such operation.

# **SERVICE SAFETY SUMMARY**

*FOR QUALIFIED SERVICE PERSONNEL ONLY*  
*Refer also to the Operator's Safety Summary.*

## **DO NOT SERVICE ALONE**

Do not perform internal service or adjustment of this product unless another person capable of rendering first aid and resuscitation is present.

## **USE CARE WHEN SERVICING WITH POWER ON**

Dangerous voltages exist at several points in this product. To avoid personal injury, do not touch exposed connections and components while power is on.

Disconnect power before removing protective panels, soldering, or replacing components.

## **USE CAUTION WHEN SERVICING THE CRT**

The CRT should be serviced only by qualified personnel familiar with CRT servicing procedures and precautions.

CRTs retain hazardous voltages for long periods of time after power-down. Before attempting any work inside the monitor, discharge the CRT by shorting the anode to chassis ground. When discharging the CRT, connect the discharge path to ground and then the anode.

Use extreme caution when handling the CRT. Rough handling may cause it to implode. Do not nick or scratch the glass or subject it to undue pressure during removal or installation. When handling the CRT, wear safety goggles and heavy gloves for protection.

## **REMOVE THE LOOSE OBJECTS**

During disassembly or installation procedures, screws or other small objects may fall to the bottom of the mainframe. To avoid shorting out the power supply, do not power up the instrument until such objects have been removed.

# REPLACEABLE ELECTRICAL PARTS

## PARTS ORDERING INFORMATION

Replacement parts are available from or through your local Tektronix, Inc. Field Office or representative.

Changes to Tektronix instruments are sometimes made to accommodate improved components as they become available, and to give you the benefit of the latest circuit improvements developed in our engineering department. It is therefore important, when ordering parts, to include the following information in your order: Part number, instrument type or number, serial number, and modification number if applicable.

If a part you have ordered has been replaced with a new or improved part, your local Tektronix, Inc. Field Office or representative will contact you concerning any change in part number.

Change information, if any, is located at the rear of this manual.

### LIST OF ASSEMBLIES

A list of assemblies can be found at the beginning of the Electrical Parts List. The assemblies are listed in numerical order. When the complete component number of a part is known, this list will identify the assembly in which the part is located.

### CROSS INDEX-MFR. CODE NUMBER TO MANUFACTURER

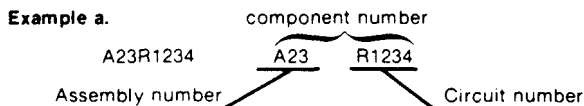
The Mfr. Code Number to Manufacturer index for the Electrical Parts List is located immediately after this page. The Cross Index provides codes, names and addresses of manufacturers of components listed in the Electrical Parts List.

### ABBREVIATIONS

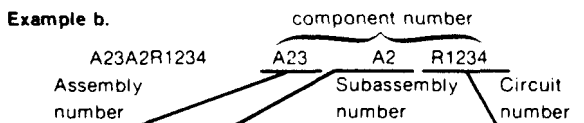
Abbreviations conform to American National Standard Y1.1.

### COMPONENT NUMBER (column one of the Electrical Parts List)

A numbering method has been used to identify assemblies, subassemblies and parts. Examples of this numbering method and typical expansions are illustrated by the following.



**Read: Resistor 1234 of Assembly 23**



**Read: Resistor 1234 of Subassembly 2 of Assembly 23**

Only the circuit number will appear on the diagrams and circuit board illustrations. Each diagram and circuit board illustration is clearly marked with the assembly number. Assembly numbers are also marked on the mechanical exploded views located in the Mechanical Parts List. The component number is obtained by adding the assembly number prefix to the circuit number.

The Electrical Parts List is divided and arranged by assemblies in numerical sequence (e.g., assembly A1 with its subassemblies and parts, precedes assembly A2 with its subassemblies and parts).

Chassis-mounted parts have no assembly number prefix and are located at the end of the Electrical Parts List.

### TEKTRONIX PART NO. (column two of the Electrical Parts List)

Indicates part number to be used when ordering replacement part from Tektronix.

### SERIAL/MODEL NO. (columns three and four of the Electrical Parts List)

Column three (3) indicates the serial number at which the part was first used. Column four (4) indicates the serial number at which the part was removed. No serial number entered indicates part is good for all serial numbers.

### NAME & DESCRIPTION (column five of the Electrical Parts List)

In the Parts List, an Item Name is separated from the description by a colon (:). Because of space limitations, an Item Name may sometimes appear as incomplete. For further Item Name identification, the U.S. Federal Cataloging Handbook H6-1 can be utilized where possible.

### MFR. CODE (column six of the Electrical Parts List)

Indicates the code number of the actual manufacturer of the part. (Code to name and address cross reference can be found immediately after this page.)

### MFR. PART NUMBER (column seven of the Electrical Parts List)

Indicates actual manufacturer's part number.

CROSS INDEX - MFR. CODE NUMBER TO MANUFACTURER

Mfr. Code	Manufacturer	Address	City, State, Zip Code
00213	NYTRONICS COMPONENTS GROUP INC SUBSIDIARY OF NYTRONICS INC	ORANGE ST	DARLINGTON SC 29532
00681	MINE SAFETY APPLIANCE CO CATALYST RESEARCH DIV	1421 CLARKVIEW RD	BALTIMORE MD 21209-2103
00779	AMP INC	2800 FULLING MILL PO BOX 3608	HARRISBURG PA 17105
00853	SANGAMC WESTON INC COMPONENTS DIV	SANGAMO RD PO BOX 128	PICKENS SC 29671-9716
01121	ALLEN-BRADLEY CO	1201 SOUTH 2ND ST	MILWAUKEE WI 53204-2410
01295	TEXAS INSTRUMENTS INC SEMICONDUCTOR GROUP	13500 N CENTRAL EXP PO BOX 655012	DALLAS TX 75265
01537	MOTOROLA COMMUNICATIONS AND ELECTRONICS INC	2553 N EDGINGTON ST	FRANKLIN PARK IL 60131-3401
01961	VARIAN ASSOCIATES INC PULSE ENGINEERING SUBSIDIARY	7250 CONVOY CT P O BOX 12235	SAN DIEGO CA 92112
02113	COILCRAFT INC	1102 SILVER LAKE RD	CARY IL 60013-1658
02289	HI-G CO INC SUB OF NYTRONICS INC	101 LOCUST ST	HARTFORD CT 06114-1504
02735	RCA CORP SOLID STATE DIVISION	ROUTE 202	SOMERVILLE NJ 08876
03508	GENERAL ELECTRIC CO SEMI-CONDUCTOR PRODUCTS DEPT	W GENESEE ST	AUBURN NY 13021
04099	CAPCO INC	1328 WINTERS AVE PO BOX 1028	GRAND JUNCTION CO 81502
04222	AVX CERAMICS DIV OF AVX CORP	19TH AVE SOUTH P O BOX 867	MYRTLE BEACH SC 29577
04713	MOTOROLA INC SEMICONDUCTOR PRODUCTS SECTOR	5005 E MCDOWELL RD	PHOENIX AZ 85008-4229
05347	ULTRONIX INC	461 N 22ND ST PO BOX 1090	GRAND JUNCTION CO 81502
05397	UNION CARBIDE CORP MATERIALS SYSTEMS DIV	11901 MADISON AVE	CLEVELAND OH 44101
05574	VIKING CONNECTORS INC SUB OF CRITON CORP	21001 NORDHOFF ST	CHATSWORTH CA 91311-5911
05828	GENERAL INSTRUMENT CORP GOVERNMENT SYSTEMS DIV	600 W JOHN ST	HICKSVILLE NY 11802
06665	PRECISION MONOLITHICS INC SUB OF BOURNS INC	1500 SPACE PARK DR	SANTA CLARA CA 95050
07263	FAIRCHILD SEMICONDUCTOR CORP NORTH AMERICAN SALES SUB OF SCHLUMBERGER LTD MS 118	10400 RIDGEVIEW CT	CUPERTINO CA 95014
07716	TRW INC TRW IRC FIXED RESISTORS/BURLINGTON	2850 MT PLEASANT AVE	BURLINGTON IA 52601
08261	SPECTRA-STRIP AN ELTRA CO	7100 LAMPSON AVE	GARDEN GROVE CA 92642
09353	C AND K COMPONENTS INC	15 RIVERDALE AVE	NEWTON MA 02158-1057
11236	CTS CORP BERNE DIV THICK FILM PRODUCTS GROUP	406 PARR ROAD	BERNE IN 46711-9506
12954	MICROSEMI CORP - SCOTTSDALE	8700 E THOMAS RD P O BOX 1390	SCOTTSDALE AZ 85252
12969	UNITRODE CORP	5 FORBES RD	LEXINGTON MA 02173-7305
13409	SENSITRON SEMICONDUCTOR DIV OF RSM ELECTRON POWER INC	221 W INDUSTRY COURT	DEER PARK NY 11729-4605
13606	SPRAGUE ELECTRIC CO	70 PEMBROKE RD	CONCORD NH 03301-5755
14193	CAL-R INC	1601 OLYMPIC BLVD PO BOX 1397	SANTA MONICA CA 90406
14433	ITT SEMICONDUCTORS DIV		WEST PALM BEACH FL
14552	MICROSEMI CROP	2830 S FAIRVIEW ST	SANTA ANA CA 92704-5948
14752	ELECTRO CUBE INC	1710 S DEL MAR AVE	SAN GABRIEL CA 91776-3825
15238	ITT SEMICONDUCTORS A DIVISION OF INTERNATIONAL TELEPHONE AND TELEGRAPH CORP	500 BROADWAY P O BOX 168	LAWRENCE MA 01841-3002
18324	SIGNETICS CORP MILITARY PRODUCTS DIV	4130 S MARKET COURT	SACRAMENTO CA 95834-1222
19396	ILLINOIS TOOL WORKS INC PAKTRON DIVISION	1205 MCCONVILLE RD PO BOX 4539	LYNCHBURG VA 24502-4535



CROSS INDEX - MFR. CODE NUMBER TO MANUFACTURER

Mfr. Code	Manufacturer	Address	City, State, Zip Code
19701	MEPCO/CENTRALAB	P O BOX 760	MINERAL WELLS TX 76067-0760
22526	A NORTH AMERICAN PHILIPS CO DU PONT E I DE NEMOURS AND CO INC DU PONT CONNECTOR SYSTEMS DIV MILITARY PRODUCTS GROUP	515 FISHING CREEK RD	NEW CUMBERLAND PA 17070-3007
22753	UID SWITCHES INC DIV OF ILLINOIS TOOL WORKS INC	6615 W IRVING PARK RD	CHICAGO IL 60634
22929	DALE ELECTRONICS CORP FREQUENCY CONTROL GROUP	1155 W 23RD ST	TEMPE AZ 85282-1822
23936	PAPST MECHATRONIC CORP	2105 S BASCOM AVE SUITE 160	CAMPBELL CA 95008
24546	CORNING GLASS WORKS	550 HIGH ST	BRADFORD PA 16701-3737
27012	MICRO DEVICES CORP SUB OF EMERSON ELECTRIC CO	1320 S MAIN ST PO BOX 3538	MANSFIELD OH 44907-2516
27014	NATIONAL SEMICONDUCTOR CORP	2900 SEMICONDUCTOR DR	SANTA CLARA CA 95051-0606
27264	MOLEX INC	2222 WELLINGTON COURT	LISLE IL 60532-1613
31433	UNION CARBIDE CORP ELECTRONICS DIV	HWY 276 SE PO BOX 5928	GREENVILLE SC 29606
31918	ITT SCHADOW INC	8081 WALLACE RD	EDEN PRAIRIE MN 55344-2224
32159	WEST-CAP ARIZONA	2201 E ELVIRA ROAD	TUCSON AZ 85706-7026
32997	BOURNS INC TRIMPOT DIV	1200 COLUMBIA AVE	RIVERSIDE CA 92507-2114
33096	COLORADO CRYSTAL CORP	2303 W 8TH ST	LOVELAND CO 80537-5268
33297	NEC ELECTRONICS USA INC ELECTRONICS ARRAYS DIV	550 E MIDDLEFIELD RD	MOUNTAIN VIEW CA 94043-4408
34335	A M D ADVANCED MICRO DEVICES	901 THOMPSON PL	SUNNYVALE CA 94086-4518
34649	INTEL CORP	3065 BOWERS AVE	SANTA CLARA CA 95051
50088	SGS-THOMSON MICROELECTRONICS INC	1310 ELECTRONICS DR	CARROLLTON TX 75006-6905
50434	HEWLETT-PACKARD CO OPTOELECTRONICS DIV	370 W TRIMBLE RD	SAN JOSE CA 95131
51642	CENTRE ENGINEERING INC	2820 E COLLEGE AVE	STATE COLLEGE PA 16801-7515
53628	AMERICAN PLASTICRAFT CO	814 N SACRAMENTO BLVD	CHICAGO IL 60622-4326
54422	NORTHWEST TECHNOLOGY INC DBA SCHNEEMAN ELECTRONICS	1600 NW WASHINGTON BLVD PO BOX 946	GRANDS PASS OR 97526-1052
54473	MATSUSHITA ELECTRIC CORP OF AMERICA	ONE PANASONIC WAY PO BOX 1501	SECAUCUS NJ 07094-2917
55680	NICHICON /AMERICA/ CORP	927 E STATE PKY	SCHAUMBURG IL 60195-4526
56289	SPRAGUE ELECTRIC CO WORLD HEADQUARTERS	92 HAYDEN AVE	LEXINGTON MA 02173-7929
56866	QUALITY THERMISTOR INC	2096 SOUTH COLE RD SUITE 7	BOISE ID 83705
57668	R-OHM CORP	16931 MILLIKEN AVE	IRVINE CA 92713
57924	BOURNS INC NETWORKS DIV	1200 COLUMBIA AVE	RIVERSIDE CA 92507-2114
58361	GENERAL INSTRUMENT CORP OPTOELECTRONICS DIV	3400 HILLVIEW AVE	PALO ALTO CA 94304-1319
59660	TUSONIX INC	7741 N BUSINESS PARK DR PO BOX 37144	TUCSON AZ 85740-7144
60705	CERA-MITE CORPORATION	1327 6TH AVE	GRAFTON WI 53024-1831
62786	HITACHI AMERICA LTD	1800 BERING DRIVE	SAN JOSE CA 95122
71400	BUSSMANN DIV OF COOPER INDUSTRIES INC	114 OLD STATE RD PO BOX 14460	ST LOUIS MO 63178
72982	ERIE SPECIALTY PRODUCTS INC	645 W 11TH ST	ERIE PA 16512
75042	TRW INC TRW ELECTRONIC COMPONENTS IRC FIXED RESISTORS PHILADELPHIA DIV	401 N BROAD ST	PHILADELPHIA PA 19108-1001
75378	CTS KNIGHTS INC	400 REIMANN AVE	SANDWICH IL 60548-1846
75915	LITTELFUSE TRACTOR INC SUB TRACTOR INC	800 E NORTHWEST HWY	DES PLAINES IL 60016-3049
76493	BELL INDUSTRIES INC JW MILLER DIV	19070 REYES AVE PO BOX 5825	COMPTON CA 90224-5825
80009	TEKTRONIX INC	14150 SW KARL BRAUN DR PO BOX 500 MS 53-111	BEAVERTON OR 97707-0001
81483	INTERNATIONAL RECTIFIER	9220 SUNSET BLVD P O BOX 2321 TERMINAL ANNEX	LOS ANGELES CA 90069-3501

CROSS INDEX - MFR. CODE NUMBER TO MANUFACTURER

Mfr. Code	Manufacturer	Address	City, State, Zip Code
82389	SWITCHCRAFT INC SUB OF RAYTHEON CO	5555 N ELSTRON AVE	CHICAGO IL 60630-1314
87473	INSULECTRO A DIV OF QUINTEC INDUSTRIES	3176 AIRWAY AVE	COSTA MESA CA 92626-4608
91637	DALE ELECTRONICS INC	2064 12TH AVE PO BOX 609	COLUMBUS NE 68601-3632
TK0213	TOPTRON CORP		TOKYO JAPAN
TK0510	PANASONIC COMPANY DIV OF MATSUSHITA ELECTRIC CORP	ONE PANASONIC WAY	SECAUCUS NJ 07094
TK0515	WORLD PRODUCTS INC	19678 8TH ST E PO OBX 517	SONOMA CA 95476-3803
TK1015	MUSASHI WORKS OF HITACHI LTD	1450 JOSUTHON-CHO KODAIRA-SHI	TOKYO JAPAN
TK1345	ZMAN AND ASSOCIATES	7633 S 180TH PO BOX 376	KENT WA 98032 GRANTS PASS OR 97526
TK1375	ESAM	3848 CARSON ST ROOM 1005	TORRANCE, CA 90503
TK1385	SANKEN ELECTRIC USA, INC		
TK1386	PYRAMID/INTERFACE	8623 S 212TH ST	KENT WA 98031-1910
TK1451	FLOYD BELL ASSOC	897 HIGGS AVE	COLUMBUS OH 43213
TK1456	PAPST MECHATRONIC CORP	AQUIDNECK INDUSTRIAL PK	NEWPORT RI 02840
TK1483	TEKA PRODUCTS INC	45 SALEM ST	PROVIDENCE RI 02907
TK1549	VOLTA INC	2118 ZANKER RD	SAN JOSE CA 95131

Component No.	Tektronix Part No.	Serial/Assembly No. Effective	Discont	Name & Description	Mfr. Code	Mfr. Part No.
A01	-----	-----		CKT BOARD ASSY:PT-1 (PART OF 672-1130-00)		
A02	-----	-----		CKT BOARD ASSY:PT-2 (PART OF 672-1130-00)		
A03	-----	-----		CKT BOARD ASSY:LED-1 (PART OF 672-1130-00)		
A04	-----	-----		CKT BOARD ASSY:LED-2 (PART OF 672-1130-00)		
A05	670-7529-00			CIRCUIT BD ASSY:KEYBOARD	80009	670-7529-00
A06	670-7535-00	B010100	B041164	CIRCUIT BD ASSY:CRT DRIVE	80009	670-7535-00
A06	670-7535-01	B041165	B090099	CIRCUIT BD ASSY:CRT DRIVE	80009	670-7535-01
A06	670-7535-02	B090100	B091306	CIRCUIT BD ASSY:CRT DRIVE	80009	670-7535-02
A06	670-7535-03	B091307	B091539	CIRCUIT BD ASSY:CRT DRIVE	80009	670-7535-03
A06	670-7535-04	B091540		CIRCUIT BD ASSY:CRT DRIVE	80009	670-7535-04
A07	670-7534-01	B010100	B029999	CIRCUIT BD ASSY:PWR SPLY	80009	670-7534-01
A07	670-7534-02	B030000	B040599	CIRCUIT BD ASSY:PWR SPLY	80009	670-7534-02
A07	670-7534-03	B040600	B059999	CIRCUIT BD ASSY:PWR SPLY	80009	670-7534-03
A07	670-7534-04	B060000	B069999	CIRCUIT BD ASSY:PWR SPLY	80009	670-7534-04
A07	670-7534-05	B070000	B079999	CIRCUIT BD ASSY:PWR SPLY	80009	670-7534-05
A07	670-7534-06	B080000	B090299	CIRCUIT BD ASSY:PWR SPLY	80009	670-7534-06
A07	670-7534-07	B090300	B091209	CIRCUIT BD ASSY:PWR SPLY	80009	670-7534-07
A07	670-7534-08	B091210		CIRCUIT BD ASSY:POWER SUPPLY	80009	670-7534-08
A08	670-7528-01	B010100	B030300	CIRCUIT BD ASSY:INTFC	80009	670-7528-01
A08	670-7528-02	B030301	B040744	CIRCUIT BD ASSY:INTFC	80009	670-7528-02
A08	670-7528-03	B040745	B069999	CIRCUIT BD ASSY:INTFC	80009	670-7528-03
A08	670-7528-04	B070000	B079999	CIRCUIT BD ASSY:INTERFACE	80009	670-7528-04
A08	670-7528-05	B080000	B080558	CIRCUIT BD ASSY:INTERFACE	80009	670-7528-05
A08	670-7528-06	B080559	B091330	CIRCUIT BD ASSY:INTERFACE	80009	670-7528-06
A08	670-7528-07	B091331		CIRCUIT BD ASSY:INTERFACE	80009	670-7528-07
A09	670-7527-01	B010100	B049999	CIRCUIT BD ASSY:CONTROL PROCESSOR	80009	670-7527-01
A09	670-7527-02	B050000	B079999	CIRCUIT BD ASSY:CONTROL PROCESSOR	80009	670-7527-02
A09	670-7527-03	B080000	B089999	CIRCUIT BD ASSY:CONTROL PROCESSOR	80009	670-7527-03
A09	670-7527-04	B090000		CIRCUIT BD ASSY:CONTROL PROCESSOR	80009	670-7527-04
A10	670-7526-00	B010100	B029999	CIRCUIT BD ASSY:I/O PROCESSOR	80009	670-7526-00
A10	670-7526-01	B030000	B030488	CIRCUIT BD ASSY:I/O PROCESSOR	80009	670-7526-01
A10	670-7526-02	B030489	B079999	CIRCUIT BD ASSY:I/O PROCESSOR	80009	670-7526-02
A10	670-7526-03	B080000	B091259	CIRCUIT BD ASSY:I/O PROCESSOR	80009	670-7526-03
A10	670-7526-05	B091260		CIRCUIT BD ASSY:I/O PROCESSOR	80009	670-7526-05
A11	670-7525-00	B010100	B030300	CIRCUIT BD ASSY:DISPLAY	80009	670-7525-00
A11	670-7525-01	B030301	B040329	CIRCUIT BD ASSY:DISPLAY	80009	670-7525-01
A11	670-7525-02	B040350	B040494	CIRCUIT BD ASSY:DISPLAY	80009	670-7525-02
A11	670-7525-03	B040495	B090244	CIRCUIT BD ASSY:DISPLAY	80009	670-7525-03
A11	670-7525-04	B090245		CIRCUIT BD ASSY:DISPLAY	80009	670-7525-04
A14	670-7523-01	B010100	B030250	CIRCUIT BD ASSY:TRIGGER	80009	670-7523-01
A14	670-7523-02	B030251	B040349	CIRCUIT BD ASSY:TRIGGER	80009	670-7523-02
A14	670-7523-03	B040350	B040403	CIRCUIT BD ASSY:TRIGGER	80009	670-7523-03
A14	670-7523-04	B040404	B040494	CIRCUIT BD ASSY:TRIGGER	80009	670-7523-04
A14	670-7523-05	B040495	B040599	CIRCUIT BD ASSY:TRIGGER	80009	670-7523-05
A14	670-7523-06	B040600	B040778	CIRCUIT BD ASSY:TRIGGER	80009	670-7523-06
A14	670-7523-07	B040779	B049999	CIRCUIT BD ASSY:TRIGGER	80009	670-7523-07
A14	670-7523-08	B050000	B079999	CIRCUIT BD ASSY:TRIGGER	80009	670-7523-08
A14	670-7523-09	B080000	B091048	CIRCUIT BD ASSY:TRIGGER	80009	670-7523-09
A14	670-7523-10	B091049	B091799	CIRCUIT BD ASSY:TRIGGER	80009	670-7523-10
A14	670-7523-11	B091800		CIRCUIT BD ASSY:TRIGGER	80009	670-7523-11
A15	670-7524-01	B010100	B029999	CIRCUIT BD ASSY:9 CHANNEL ACQUISITION (D1 ONLY)	80009	670-7524-01
A15	670-7524-02	B030000	B030494	CIRCUIT BD ASSY:9 CHANNEL ACQUISITION (D1 ONLY)	80009	670-7524-02
A15	670-7524-03	B030495	B039999	CIRCUIT BD ASSY:9 CHANNEL ACQUISITION (D1 ONLY)	80009	670-7524-03
A15	670-7524-04	B040000	B040497	CIRCUIT BD ASSY:9 CHANNEL ACQUISITION (D1 ONLY)	80009	670-7524-04

Replaceable Electrical Parts  
1240 Service Vol.11

Component No.	Tektronix Part No.	Serial/Assembly No.		Name & Description	Mfr. Code	Mfr. Part No.
		Effective	Discont			
A15	670-7524-05	B040498	B040742	CIRCUIT BD ASSY:9 CHANNEL ACQUISITION (D1 ONLY)	80009	670-7524-05
A15	670-7524-06	B040743	B042339	CIRCUIT BD ASSY:9 CHANNEL ACQUISITION (D1 ONLY)	80009	670-7524-06
A15	670-7524-07	B042340	B042612	CIRCUIT BD ASSY:9 CHANNEL ACQUISITION (D1 ONLY)	80009	670-7524-07
A15	670-7524-08	B042613	B044104	CIRCUIT BD ASSY:9 CHANNEL ACQUISITION (D1 ONLY)	80009	670-7524-08
A15	670-7524-09	B044105		CIRCUIT BD ASSY:9 CHAN ACQ (D1 ONLY)	80009	670-7524-09
A16	670-7703-01	B010100	B029999	CIRCUIT BD ASSY:18 CHANNEL ACQUISITION (D2 ONLY)	80009	670-7703-01
A16	670-7703-02	B030000	B030451	CIRCUIT BD ASSY:18 CHANNEL ACQUISITION (D2 ONLY)	80009	670-7703-02
A16	670-7703-03	B030452	B039999	CIRCUIT BD ASSY:18 CHANNEL ACQUISITION (D2 ONLY)	80009	670-7703-03
A16	670-7703-04	B040000	B043399	CIRCUIT BD ASSY:18 CHANNEL ACQUISITION (D2 ONLY)	80009	670-7703-04
A16	670-7703-05	B043400	B044131	CIRCUIT BD ASSY:18 CHANNEL ACQUISITION (D2 ONLY)	80009	670-7703-05
A16	670-7703-06	B044132	B045947	CIRCUIT BD ASSY:18 CHANNEL ACQUISITION (D2 ONLY)	80009	670-7703-06
A16	670-7703-07	B045948		CIRCUIT BD ASSY:18 CHANNEL ACQUISITION (D2 ONLY)	80009	670-7703-07
A21	670-7539-02			CIRCUIT BD ASSY:MAIN EXTENDER (067-1103-02 ONLY.OPT.ACCESSORY)	80009	670-7539-02
A22	670-8567-00			CIRCUIT BD ASSY:ACQUISITION EXTENDER (067-1103-02 ONLY.OPT.ACCESSORY)	80009	670-8567-00
A31	670-7696-00	B010100	B019999	CIRCUIT BD ASSY:RS232C (1200C01 ONLY.OPT.ACCESSORY)	80009	670-7696-00
A31	670-7696-01	B020000		CIRCUIT BD ASSY:RS232C (1200C01 ONLY.OPT.ACCESSORY)	80009	670-7696-01
A32	670-7697-01			CIRCUIT BD ASSY:GPIB (1200C02 ONLY.OPT.ACCESSORY)	80009	670-7697-01
A41	670-7620-00			CIRCUIT BD ASSY:RAM PACK (12RS01 ONLY.OPT.ACCESSORY)	80009	670-7620-00
A42	670-7538-00			CIRCUIT BD ASSY:32K ROM PACK (067-1103-02,12RD01,12RS11,12RS12 ONLY.OPT.ACCESSORY)	80009	670-7538-00
A01	-----			CKT BOARD ASSY:PT-1 (PART OF 672-1130-00)		
A01Q110	151-0252-01			SEMICON DVC,PH:NPN,SI,100MW,TO-18	07263	FPT 100B
A01Q130	151-0252-01			SEMICON DVC,PH:NPN,SI,100MW,TO-18	07263	FPT 100B
A01Q150	151-0252-01			SEMICON DVC,PH:NPN,SI,100MW,TO-18	07263	FPT 100B
A01Q170	151-0252-01			SEMICON DVC,PH:NPN,SI,100MW,TO-18	07263	FPT 100B
A01Q190	151-0252-01			SEMICON DVC,PH:NPN,SI,100MW,TO-18	07263	FPT 100B
A01R110	317-0105-00			RES,FXD,CMPSN:1M OHM,5%,0.125W	01121	BB1055
A01R130	317-0105-00			RES,FXD,CMPSN:1M OHM,5%,0.125W	01121	BB1055
A01R150	317-0105-00			RES,FXD,CMPSN:1M OHM,5%,0.125W	01121	BB1055
A01R170	317-0105-00			RES,FXD,CMPSN:1M OHM,5%,0.125W	01121	BB1055
A01R190	317-0105-00			RES,FXD,CMPSN:1M OHM,5%,0.125W	01121	BB1055
A02	-----			CKT BOARD ASSY:PT-2 (PART OF 672-1130-00)		
A02Q110	151-0252-01			SEMICON DVC,PH:NPN,SI,100MW,TO-18	07263	FPT 100B
A02Q170	151-0252-01			SEMICON DVC,PH:NPN,SI,100MW,TO-18	07263	FPT 100B
A02R110	317-0105-00			RES,FXD,CMPSN:1M OHM,5%,0.125W	01121	BB1055
A02R170	317-0105-00			RES,FXD,CMPSN:1M OHM,5%,0.125W	01121	BB1055
A03	-----			CKT BOARD ASSY:LED-1 (PART OF 672-1130-00)		
A03DS110	152-0621-00			SEMICON DVC,DI:LED,GAAS,1.5MW,IF=100MA	03508	LED56

Component No.	Tektronix	Serial/Assembly No.		Name & Description	Mfr.	Mfr. Part No.
	Part No.	Effective	Discont		Code	
A03DS130	152-0621-00			SEMICON DVC,DI:LED,GAAS,1.5MM,IF=100MA	03508	LED56
A03DS150	152-0621-00			SEMICON DVC,DI:LED,GAAS,1.5MM,IF=100MA	03508	LED56
A03DS170	152-0621-00			SEMICON DVC,DI:LED,GAAS,1.5MM,IF=100MA	03508	LED56
A03DS190	152-0621-00			SEMICON DVC,DI:LED,GAAS,1.5MM,IF=100MA	03508	LED56
A04	-----			CKT BOARD ASSY:LED-2 (PART OF 672-1130-00)		
A04DS110	152-0621-00			SEMICON DVC,DI:LED,GAAS,1.5MM,IF=100MA	03508	LED56
A04DS170	152-0621-00			SEMICON DVC,DI:LED,GAAS,1.5MM,IF=100MA	03508	LED56
A05	670-7529-00			CIRCUIT BD ASSY:KEYBOARD	80009	670-7529-00
A05C109	281-0813-00			CAP,FXD,CER DI:0.047UF,20%,50V	05397	C412C473M5V2CA
A05C114	281-0813-00			CAP,FXD,CER DI:0.047UF,20%,50V	05397	C412C473M5V2CA
A05C118	281-0813-00			CAP,FXD,CER DI:0.047UF,20%,50V	05397	C412C473M5V2CA
A05C119	281-0813-00			CAP,FXD,CER DI:0.047UF,20%,50V	05397	C412C473M5V2CA
A05C121	281-0813-00			CAP,FXD,CER DI:0.047UF,20%,50V	05397	C412C473M5V2CA
A05C122	281-0813-00			CAP,FXD,CER DI:0.047UF,20%,50V	05397	C412C473M5V2CA
A05C127	290-0943-00			CAP,FXD,ELCLTL:47UF,+50-20%,25V	55680	ULB1E470TAAANA
A05C128	281-0813-00			CAP,FXD,CER DI:0.047UF,20%,50V	05397	C412C473M5V2CA
A05C133	290-0943-00			CAP,FXD,ELCLTL:47UF,+50-20%,25V	55680	ULB1E470TAAANA
A05C203	281-0813-00			CAP,FXD,CER DI:0.047UF,20%,50V	05397	C412C473M5V2CA
A05C213	281-0813-00			CAP,FXD,CER DI:0.047UF,20%,50V	05397	C412C473M5V2CA
A05C248	281-0813-00			CAP,FXD,CER DI:0.047UF,20%,50V	05397	C412C473M5V2CA
A05C344	281-0813-00			CAP,FXD,CER DI:0.047UF,20%,50V	05397	C412C473M5V2CA
A05C539	281-0813-00			CAP,FXD,CER DI:0.047UF,20%,50V	05397	C412C473M5V2CA
A05DS204	150-1043-00			LT EMITTING DIO:ORANGE,635NM,35MA MAX	58361	MV5774C
A05DS303	150-1043-00			LT EMITTING DIO:ORANGE,635NM,35MA MAX	58361	MV5774C
A05DS401	150-1043-00			LT EMITTING DIO:ORANGE,635NM,35MA MAX	58361	MV5774C
A05DS404	150-1043-00			LT EMITTING DIO:ORANGE,635NM,35MA MAX	58361	MV5774C
A05DS503	150-1043-00			LT EMITTING DIO:ORANGE,635NM,35MA MAX	58361	MV5774C
A05LR129	108-0520-00			COIL,RF:FIXED,2.2UH	80009	108-0520-00
A05LR134	108-0520-00			COIL,RF:FIXED,2.2UH	80009	108-0520-00
A05R105	301-0561-00			RES,FXD,FILM:560 OHM,5%,0.5W	01121	EB5615
A05R106	301-0561-00			RES,FXD,FILM:560 OHM,5%,0.5W	01121	EB5615
A05R115	301-0561-00			RES,FXD,FILM:560 OHM,5%,0.5W	01121	EB5615
A05R116	301-0561-00			RES,FXD,FILM:560 OHM,5%,0.5W	01121	EB5615
A05R117	301-0561-00			RES,FXD,FILM:560 OHM,5%,0.5W	01121	EB5615
A05R120	301-0561-00			RES,FXD,FILM:560 OHM,5%,0.5W	01121	EB5615
A05R200	307-0696-00			RES NTWK,FXD,FI:7,10K OHM,2%,0.15W EACH	01121	108A103
A05R215	303-0150-00			RES,FXD,CMPSN:15 OHM,5%,1W	01121	GB1505
A05R302	307-0790-00			RES NTWK,FXD,FI:5,220 OHM 2%,0.15W	11236	750-61-R220
A05R331	307-0650-00			RES NTWK,FXD,FI:9,2.7K OHM,5%,0.150W	11236	750-101-R2.7K
A05R348	307-0540-00			RES NTWK,FXD,FI:(5)1K OHM,10%,0.7W	11236	750-61-R1KOHM
A05R527	307-0540-00			RES NTWK,FXD,FI:(5)1K OHM,10%,0.7W	11236	750-61-R1KOHM
A05S108	263-0019-09			SWITCH PB ASSY:MOMENTARY	80009	263-0019-09
A05S118	263-0019-09			SWITCH PB ASSY:MOMENTARY	80009	263-0019-09
A05S124	263-0019-09			SWITCH PB ASSY:MOMENTARY	80009	263-0019-09
A05S214	263-0019-09			SWITCH PB ASSY:MOMENTARY	80009	263-0019-09
A05S219	263-0019-09			SWITCH PB ASSY:MOMENTARY	80009	263-0019-09
A05S229	263-0019-09			SWITCH PB ASSY:MOMENTARY	80009	263-0019-09
A05S300	263-0019-39			SWITCH PB ASSY:MOMENTARY	80009	263-0019-39
A05S304	263-0019-39			SWITCH PB ASSY:MOMENTARY	80009	263-0019-39
A05S313	263-0019-09			SWITCH PB ASSY:MOMENTARY	80009	263-0019-09
A05S318	263-0019-09			SWITCH PB ASSY:MOMENTARY	80009	263-0019-09
A05S328	263-0019-09			SWITCH PB ASSY:MOMENTARY	80009	263-0019-09
A05S332	263-0019-09			SWITCH PB ASSY:MOMENTARY	80009	263-0019-09
A05S342	263-0019-09			SWITCH PB ASSY:MOMENTARY	80009	263-0019-09
A05S402	263-0019-39			SWITCH PB ASSY:MOMENTARY	80009	263-0019-39
A05S410	263-0019-09			SWITCH PB ASSY:MOMENTARY	80009	263-0019-09
A05S414	263-0019-09			SWITCH PB ASSY:MOMENTARY	80009	263-0019-09

Component No.	Tektronix Part No.	Serial/Assembly No. Effective Dscont		Name & Description	Mfr. Code	Mfr. Part No.
A05S415	263-0019-09			SWITCH PB ASSY:MOMENTARY	80009	263-0019-09
A05S419	263-0019-09			SWITCH PB ASSY:MOMENTARY	80009	263-0019-09
A05S425	263-0019-09			SWITCH PB ASSY:MOMENTARY	80009	263-0019-09
A05S429	263-0019-09			SWITCH PB ASSY:MOMENTARY	80009	263-0019-09
A05S433	263-0019-09			SWITCH PB ASSY:MOMENTARY	80009	263-0019-09
A05S435	263-0019-09			SWITCH PB ASSY:MOMENTARY	80009	263-0019-09
A05S438	263-0019-09			SWITCH PB ASSY:MOMENTARY	80009	263-0019-09
A05S444	263-0019-09			SWITCH PB ASSY:MOMENTARY	80009	263-0019-09
A05S500	263-0019-09			SWITCH PB ASSY:MOMENTARY	80009	263-0019-09
A05S504	263-0019-09			SWITCH PB ASSY:MOMENTARY	80009	263-0019-09
A05S511	263-0019-09			SWITCH PB ASSY:MOMENTARY	80009	263-0019-09
A05S514	263-0019-09			SWITCH PB ASSY:MOMENTARY	80009	263-0019-09
A05S516	263-0019-09			SWITCH PB ASSY:MOMENTARY	80009	263-0019-09
A05S519	263-0019-09			SWITCH PB ASSY:MOMENTARY	80009	263-0019-09
A05S526	263-0019-09			SWITCH PB ASSY:MOMENTARY	80009	263-0019-09
A05S528	263-0019-09			SWITCH PB ASSY:MOMENTARY	80009	263-0019-09
A05S536	263-0019-09			SWITCH PB ASSY:MOMENTARY	80009	263-0019-09
A05U135	156-0140-02			MICROCKT,DGTL:HEX BUFFERS W/OC HV OUT,	18324	N7417(NB OR FB)
A05U205	156-0513-02			MICROCKT,DGTL:CMOS,ANALOG MUX/DEMUX	02735	CD4051BFX
A05U239	156-0956-02			MICROCKT,DGTL:OCTAL BFR W/3 STATE OUT,SCRN	01295	SN74LS244NP3
A05U338	156-0738-04			MICROCKT,DGTL:HEX D FF W/CLEAR,BURN-IN	01295	SN745174 (JP4)
A05U525	156-1245-00			MICROCKT,LINER:7 XSTR,NPN,SI,HV/HIGH CURR	01295	ULN2003AN-P3
A05U529	156-0756-01			MICROCKT,DGTL:BCD DECIMAL DECODER,SCRN	02735	CD4028BFX
A06	670-7535-00	B010100	B041164	CIRCUIT BD ASSY:CRT DRIVE	80009	670-7535-00
A06	670-7535-01	B041165	B090099	CIRCUIT BD ASSY:CRT DRIVE	80009	670-7535-01
A06	670-7535-02	B090100	B091306	CIRCUIT BD ASSY:CRT DRIVE	80009	670-7535-02
A06	670-7535-03	B091307	B091539	CIRCUIT BD ASSY:CRT DRIVE	80009	670-7535-03
A06	670-7535-04	B091540		CIRCUIT BD ASSY:CRT DRIVE	80009	670-7535-04
A06C200	281-0767-00	B010100	B090099	CAP,FXD,CER DI:330PF,20%,100V	04222	MA106C331MAA
A06C200	283-0077-00	B090100		CAP,FXD,CER DI:330PF,5%,500V	59660	831-5008331J
A06C201	285-0808-00			CAP,FXD,PLASTIC:0.1UF,10%,50V	04099	EK13-16
A06C202	285-0808-00			CAP,FXD,PLASTIC:0.1UF,10%,50V	04099	EK13-16
A06C212	285-0808-00	B010100	B091306	CAP,FXD,PLASTIC:0.1UF,10%,50V	04099	EK13-16
A06C212	285-1076-00	B091307		CAP,FXD,PLASTIC:0.2UF,5%,100V	14752	230B1B204J
A06C260	283-0177-00	B041165		CAP,FXD,CER DI:1UF,+80-20%,25V	04222	SR302E105ZAATR
A06C301	290-0804-00			CAP,FXD,ELCTLT:10UF,+50-10%,25V	55680	ULB1E100TAAANA
A06C306	281-0819-00			CAP,FXD,CER DI:33 PF,5%,50V	04222	GC105A330J
A06C308	281-0775-00			CAP,FXD,CER DI:0.1UF,20%,50V	04222	MA205E104MAA
A06C312	290-0844-00			CAP,FXD,ELCTLT:100UF,+75-20%,35WVDC	54473	ECE-A35V100L
A06C322	281-0775-00			CAP,FXD,CER DI:0.1UF,20%,50V	04222	MA205E104MAA
A06C324	290-0919-00			CAP,FXD,ELCTLT:470UF,+50-20%,35V	55680	UVX1V471MPA
A06C325	283-0129-00			CAP,FXD,CER DI:0.56UF,20%,100V	04222	SR501C564MAA
A06C328	290-0947-00			CAP,FXD,ELCTLT:33UF,+50-10%,160V W/SLEEVE	55680	UHC2C330TFA
A06C329	283-0013-00	B090100	B091247	CAP,FXD,CER DI:0.01UF,-0+100%,1000V	59660	818-602ZSU0103P
A06C329	283-0105-00	B091248		CAP,FXD,CER DI:0.01UF,+80-20%,2000V	60705	564CBA2021P203ZA
A06C330	283-0343-00	B010100	B090099	CAP,FXD,CER DI:0.01UF,20%,2000V	72982	3848545Z5U0103M
A06C330	283-0013-00	B090100	B091247	CAP,FXD,CER DI:0.01UF,-0+100%,1000V	59660	818-602ZSU0103P
A06C330	283-0105-00	B091248		CAP,FXD,CER DI:0.01UF,+80-20%,2000V	60705	564CBA2021P203ZA
A06C332	283-0343-00	B010100	B090099	CAP,FXD,CER DI:0.01UF,20%,2000V	72982	3848545Z5U0103M
A06C332	283-0013-00	B090100	B091247	CAP,FXD,CER DI:0.01UF,-0+100%,1000V	59660	818-602ZSU0103P
A06C332	283-0105-00	B091248		CAP,FXD,CER DI:0.01UF,+80-20%,2000V	60705	564CBA2021P203ZA
A06C335	283-0343-00	B010100	B090099	CAP,FXD,CER DI:0.01UF,20%,2000V	72982	3848545Z5U0103M
A06C335	283-0013-00	B090100	B091247	CAP,FXD,CER DI:0.01UF,-0+100%,1000V	59660	818-602ZSU0103P
A06C335	283-0105-00	B091248		CAP,FXD,CER DI:0.01UF,+80-20%,2000V	60705	564CBA2021P203ZA
A06C345	285-1262-00	B010100	B041164	CAP,FXD,PLASTIC:0.015UF,5%,400VDC	13606	715P15354JA3
A06C345	285-1090-00	B041165		CAP,FXD,PLASTIC:0.01UF,5%,1600V	14752	C2838
A06C350	285-1262-00			CAP,FXD,PLASTIC:0.015UF,5%,400VDC	13606	715P15354JA3
A06C364	290-0963-00			CAP,FXD,ELCTLT:220UF,+50-20%,25WVDC	54473	ECEA1EV221S
A06C365	290-0963-00			CAP,FXD,ELCTLT:220UF,+50-20%,25WVDC	54473	ECEA1EV221S

Component No.	Tektronix Part No.	Serial/Assembly No. Effective	Dscont	Name & Description	Mfr. Code	Mfr. Part No.
A06C372	290-0782-00			CAP,FXD,ELCTLT:4.7UF,+75-10%,35VDC	55680	ULB1V4R7TAAANA
A06C373	290-0782-00			CAP,FXD,ELCTLT:4.7UF,+75-10%,35VDC	55680	ULB1V4R7TAAANA
A06C374	290-0782-00			CAP,FXD,ELCTLT:4.7UF,+75-10%,35VDC	55680	ULB1V4R7TAAANA
A06C375	281-0775-00			CAP,FXD,CER DI:0.1UF,20%,50V	04222	MA205E104MAA
A06C401	290-0751-00			CAP,FXD,ELCTLT:2200UF,+50%-10%,16V	56289	D76245
A06C413	281-0775-00			CAP,FXD,CER DI:0.1UF,20%,50V	04222	MA205E104MAA
A06C424	290-0985-00			CAP,FXD,ELCTLT:10UF,20%,25V	55680	UHA1E100KFAASE
A06C441	281-0783-00			CAP,FXD,CER DI:0.1 UF 20%,100V	04222	MA401C104MAA
A06C450	283-0198-00	B010100	B090099	CAP,FXD,CER DI:0.22UF,20%,50V	05397	C330C224M5U1CA
A06C450	283-0339-00	B090100		CAP,FXD,CER DI:0.22UF,10%,50V	05397	C330C224K5R5CA
A06C452	290-0746-00			CAP,FXD,ELCTLT:47UF,+50-10%,16V	54473	ECE-A6V47L
A06C462	281-0813-00			CAP,FXD,CER DI:0.047UF,20%,50V	05397	C412C473M5V2CA
A06C471	281-0785-00			CAP,FXD,CER DI:68PF,10%,100V	04222	MA101A680KAA
A06C477	281-0813-00			CAP,FXD,CER DI:0.047UF,20%,50V	05397	C412C473M5V2CA
A06C478	281-0813-00			CAP,FXD,CER DI:0.047UF,20%,50V	05397	C412C473M5V2CA
A06C481	281-0775-00			CAP,FXD,CER DI:0.1UF,20%,50V	04222	MA205E104MAA
A06C482	281-0775-00			CAP,FXD,CER DI:0.1UF,20%,50V	04222	MA205E104MAA
A06C512	290-0746-00			CAP,FXD,ELCTLT:47UF,+50-10%,16V	54473	ECE-A6V47L
A06C513	290-0746-00			CAP,FXD,ELCTLT:47UF,+50-10%,16V	54473	ECE-A6V47L
A06C521	290-0183-00			CAP,FXD,ELCTLT:1UF,10%,35V	05397	T3228105K035AS
A06C522	285-0685-00			CAP,FXD,PLASTIC:0.0068UF,10%,100V	56289	192P68292
A06C523	281-0775-00			CAP,FXD,CER DI:0.1UF,20%,50V	04222	MA205E104MAA
A06C534	281-0772-00			CAP,FXD,CER DI:4700PF,10%,100V	04222	MA201C472KAA
A06C541	283-0057-00			CAP,FXD,CER DI:0.1UF,+80-20%,200V	04222	SR306E104ZAA
A06C542	283-0057-00			CAP,FXD,CER DI:0.1UF,+80-20%,200V	04222	SR306E104ZAA
A06C562	281-0813-00			CAP,FXD,CER DI:0.047UF,20%,50V	05397	C412C473M5V2CA
A06CR321	152-0040-00	B090100		SEMICON DVC,DI:RECT,SI,600V,1A,DO-41	80009	152-0040-00
A06CR342	152-0674-00			SEMICON DVC,DI:RECT,SI,800V,1.0A,DO-41	13409	1N4947
A06CR345	152-0353-00			SEMICON DVC,DI:RECT,SI,800V,1W	05828	GP10K-014
A06CR360	152-0789-00			SEMICON DVC,DI:RECT,SI,1000V,3.0A,A399A	04713	SR3681K
A06CR372	152-0323-00			SEMICON DVC,DI:SW,SI,35V,0.1A,DO-7	14433	WG1518
A06CR444	152-0141-02			SEMICON DVC,DI:SW,SI,30V,150MA,30V,DO-35	03508	DA2527 (1N4152)
A06CR452	152-0789-00			SEMICON DVC,DI:RECT,SI,1000V,3.0A,A399A	04713	SR3681K
A06CR462	152-0107-00			SEMICON DVC,DI:RECT,SI,400 V,400MA,A1	12969	"G727"
A06CR466	152-0141-02			SEMICON DVC,DI:SW,SI,30V,150MA,30V,DO-35	03508	DA2527 (1N4152)
A06CR472	152-0141-02			SEMICON DVC,DI:SW,SI,30V,150MA,30V,DO-35	03508	DA2527 (1N4152)
A06CR561	152-0322-00			SEMICON DVC,DI:SCHOTTKY,SI,15V,1.2PF,DO-35	50434	5082-2672
A06CR562	152-0141-02			SEMICON DVC,DI:SW,SI,30V,150MA,30V,DO-35	03508	DA2527 (1N4152)
A06CR570	152-0141-02			SEMICON DVC,DI:SW,SI,30V,150MA,30V,DO-35	03508	DA2527 (1N4152)
A06CR571	152-0141-02			SEMICON DVC,DI:SW,SI,30V,150MA,30V,DO-35	03508	DA2527 (1N4152)
A06J121	131-0608-00	B090100		TERMINAL,PIN:0.365 L X 0.025 BRZ GLD PL	22526	48283-036
A06J230	131-2527-00	B090100		TERM SET,PIN:HEADER,1 X 7,0.156 CTR	27264	09-61-1076
A06J381	131-1262-00	B090100		CONN,RCPT,ELEC:EDGE CARD,20/40 CONT,0.1 SP	05574	000201-4338
A06J414	131-2575-00	B090100		TERM SET,PIN:4 CONTACT,MALE	27264	09-60-1041
A06J581	131-0608-00	B090100		TERMINAL,PIN:0.365 L X 0.025 BRZ GLD PL	22526	48283-036
A06J582	131-1003-00	B090100		CONN,RCPT,ELEC:CKT BD MT,3 PRONG	80009	131-1003-00
A06J583	131-1003-00	B090100		CONN,RCPT,ELEC:CKT BD MT,3 PRONG	80009	131-1003-00
A06J584	131-1003-00	B090100		CONN,RCPT,ELEC:CKT BD MT,3 PRONG	80009	131-1003-00
A06L131	108-0245-00			CHOKE,RF:FIXED,3.9UH	76493	B6310-1
A06L374	108-0245-00			CHOKE,RF:FIXED,3.9UH	76493	B6310-1
A06L435	108-1165-00			COIL,L INEARITY:	02113	E3294-A
A06Q106	151-0645-00			TRANSISTOR:NPN,SI,625MW,TO-92	03508	MPSA06
A06Q108	151-0645-00	B090100		TRANSISTOR:NPN,SI,625MW,TO-92	03508	MPSA06
A06Q265	151-0497-00	B010100	B041164	TRANSISTOR:NPN,SI,TO-220	80009	151-0497-00
A06Q265	151-0671-00	B041165		TRANSISTOR:NPN,SI,TO-220	TK1385	25C1983
A06Q271	151-0127-00			TRANSISTOR:NPN,SI,TO-18	04713	SL6073A
A06Q371	151-0367-00			TRANSISTOR:NPN,SI,X-55	04713	SPS 8811
A06Q372	151-0367-00			TRANSISTOR:NPN,SI,X-55	04713	SPS 8811

Replaceable Electrical Parts  
1240 Service Vol.11

Component No.	Tektronix Part No.	Serial/Assembly No. Effective	Dscont	Name & Description	Mfr. Code	Mfr. Part No.
A06Q373	151-1090-00			TRANSISTOR:FET,DUAL,N CHANNEL,SI	80009	151-1090-00
A06Q445	151-0710-00			TRANSISTOR:NPN,SI,TO-92 PLUS	04713	MPSW01A
A06Q461	151-0220-00			TRANSISTOR:PMP,SI,TO-92	80009	151-0220-00
A06Q462	151-0220-00			TRANSISTOR:PMP,SI,TO-92	80009	151-0220-00
A06Q471	151-0188-00			TRANSISTOR:PMP,SI,TO-92	80009	151-0188-00
A06Q472	151-0188-00			TRANSISTOR:PMP,SI,TO-92	80009	151-0188-00
A06Q473	151-0254-00			TRANSISTOR:DARLINGTON,NPN,SI,625MM,TO-92	03508	X38L3118
A06Q560	151-0632-00			TRANSISTOR:NPN,SILICON,TO-220	04713	MJE13007
A06Q561	151-0127-00			TRANSISTOR:NPN,SI,TO-18	04713	SL6073A
A06Q562	151-0221-00			TRANSISTOR:PMP,SI,TO-92	80009	151-0221-00
A06Q571	151-0188-00			TRANSISTOR:PMP,SI,TO-92	80009	151-0188-00
A06R100	305-0242-00			RES,FXD,CMPSN:2.4K OHM,5%,2W	01121	H82425
A06R102	315-0470-00			RES,FXD,FILM:47 OHM,5%,0.25W	57668	NTR25J-E47E0
A06R104	315-0123-00			RES,FXD,FILM:12K OHM,5%,0.25W	57668	NTR25J-E12K0
A06R200	315-0181-00			RES,FXD,FILM:180 OHM,5%,0.25W	57668	NTR25J-E180E
A06R202	315-0390-00			RES,FXD,FILM:39 OHM,5%,0.25W	57668	NTR25J-E39E0
A06R203	315-0474-00			RES,FXD,FILM:470K OHM,5%,0.25W	19701	5043CX470K0J92U
A06R212	301-0331-00			RES,FXD,FILM:330 OHM,5%,0.5W	19701	5053CX330R0J
A06R213	315-0124-00	B010100	B041164	RES,FXD,FILM:120K OHM,5%,0.25W	19701	5043CX120K0J
A06R213	315-0154-00	B041165		RES,FXD,FILM:150K OHM,5%,0.25W	57668	NTR25J-E150K
A06R221	311-1235-00			RES,VAR,NONWM:100K OHM,0.5W	32997	3386F-T04-104
A06R235	315-0305-00	B010100	B090099	RES,FXD,FILM:3M OHM,5%,0.25W	01121	CB3055
A06R235	311-1225-00	B090100		RES,VAR,NONWM:TRMR,1K OHM,0.5W	32997	3386F-T04-102
A06R241	301-0102-00			RES,FXD,CMPSN:1K OHM,5%,0.50W	19701	5053CX1K000J
A06R260	315-0510-00	B010100	B041164	RES,FXD,FILM:51 OHM,5%,0.25W	19701	5043CX51R00J
A06R260	315-0330-00	B041165		RES,FXD,FILM:33 OHM,5%,0.25W	19701	5043CX33R00J
A06R271	315-0241-00			RES,FXD,FILM:240 OHM,5%,0.25W	19701	5043CX240R0J
A06R272	315-0151-00			RES,FXD,FILM:150 OHM,5%,0.25W	57668	NTR25J-E150E
A06R273	315-0202-00			RES,FXD,FILM:2K OHM,5%,0.25W	57668	NTR25J-E 2K
A06R300	311-1235-00			RES,VAR,NONWM:100K OHM,0.5W	32997	3386F-T04-104
A06R301	315-0683-00			RES,FXD,FILM:68K OHM,5%,0.25W	57668	NTR25J-E68K0
A06R304	315-0473-00			RES,FXD,FILM:47K OHM,5%,0.25W	57668	NTR25J-E47K0
A06R305	315-0474-00			RES,FXD,FILM:470K OHM,5%,0.25W	19701	5043CX470K0J92U
A06R306	315-0224-00			RES,FXD,FILM:220K OHM,5%,0.25W	57668	NTR25J-E220K
A06R307	315-0563-00			RES,FXD,FILM:56K OHM,5%,0.25W	19701	5043CX56K00J
A06R308	315-0563-00			RES,FXD,FILM:56K OHM,5%,0.25W	19701	5043CX56K00J
A06R320	311-1235-00	B010100	B091306	RES,VAR,NONWM:100K OHM,0.5W	32997	3386F-T04-104
A06R320	311-1232-00	B091307		RES,VAR,NONWM:TRMR,50K OHM,0.5W	32997	3386F-T04-503
A06R321	321-0412-00	B010100	B091306	RES,FXD,FILM:191K OHM,1%,0.125W,TC=TO	07716	CEAD19102F
A06R321	321-0389-00	B091307		RES,FXD,FILM:110K OHM,1%,0.125W,TC=TO	07716	CEAD11002F
A06R323	315-0304-00			RES,FXD,FILM:300K OHM,5%,0.25W	57668	NTR25J-E300K
A06R325	311-1254-00			RES,VAR,NONWM:TRMR,1M OHM,0.5W	32997	3386F-T04-105
A06R326	315-0201-00	B090100		RES,FXD,FILM:200 OHM,5%,0.25W	57668	NTR25J-E200E
A06R328	315-0474-00	B090100		RES,FXD,FILM:470K OHM,5%,0.25W	19701	5043CX470K0J92U
A06R329	315-0474-00	B090100		RES,FXD,FILM:470K OHM,5%,0.25W	19701	5043CX470K0J92U
A06R331	315-0105-00	B010100	B090099	RES,FXD,FILM:1M OHM,5%,0.25W	19701	5043CX1M000J
A06R331	315-0514-00	B090100		RES,FXD,FILM:510K OHM,5%,0.25W	19701	5043CX510K0J
A06R362	308-0710-00	B010100	B090099	RES,FXD,WM:0.27 OHM,5%,1W	75042	BW-20-R2700J
A06R371	321-0030-00			RES,FXD,FILM:20.0 OHM,1%,0.125W,TC=TO	57668	CRB14FXE 20 OHM
A06R372	311-0643-00			RES,VAR,NONWM:TRMR,50 OHM,0.5W	32997	3329H-L58-500
A06R375	315-0361-00			RES,FXD,FILM:360 OHM,5%,0.25W	19701	5043CX360R0J
A06R376	315-0431-00			RES,FXD,FILM:430 OHM,5%,0.25W	19701	5043CX430R0J
A06R411	308-0677-00			RES,FXD,WM:1 OHM,5%,2W	75042	ORDER BY DESC
A06R413	307-0023-00			RES,FXD,CMPSN:4.7 OHM,10%,0.5W	01121	EB47G1
A06R421	311-1225-00	B090100		RES,VAR,NONWM:TRMR,1K OHM,0.5W	32997	3386F-T04-102
A06R432	303-0331-00			RES,FXD,CMPSN:330 OHM,5%,1W	01121	GB3315
A06R442	303-0331-00	B010100	B090099	RES,FXD,CMPSN:330 OHM,5%,1W	01121	GB3315
A06R442	315-0101-00	B090100		RES,FXD,FILM:100 OHM,5%,0.25W	57668	NTR25J-E 100E



Component No.	Tektronix		Serial/Assembly No.		Name & Description	Mfr. Code	Mfr. Part No.
	Part No.	Effective	Discont				
A06R443	315-0102-00				RES,FXD,FILM:1K OHM,5%,0.25W	57668	NTR25JE01K0
A06R444	315-0511-00				RES,FXD,FILM:510 OHM,5%,0.25W	19701	5043CX510R0J
A06R446	307-0009-00				RES,FXD,CMPSN:4.7 OHM,10%,1W	01121	GB4761
A06R455	308-0767-00				RES,FXD,WV:1.1 OHM,5%,1W	75042	BW-20-1R100J
A06R462	315-0104-00				RES,FXD,FILM:100K OHM,5%,0.25W	57668	NTR25J-E100K
A06R463	321-0108-00				RES,FXD,FILM:130 OHM 1%,0.125W,TC=TO	07716	CEAD13000F
A06R464	315-0100-00				RES,FXD,FILM:10 OHM,5%,0.25W	19701	5043CX10RR00J
A06R465	315-0241-00				RES,FXD,FILM:240 OHM,5%,0.25W	19701	5043CX240R0J
A06R467	315-0161-00				RES,FXD,FILM:160 OHM,5%,0.25W	57668	NTR25J-E 160E
A06R471	321-0481-00				RES,FXD,FILM:1M OHM,1%,0.125W,TC=TO	19701	5043ED1M000F
A06R472	315-0103-00				RES,FXD,FILM:10K OHM,5%,0.25W	19701	5043CX10K00J
A06R473	315-0105-00				RES,FXD,FILM:1M OHM,5%,0.25W	19701	5043CX1M000J
A06R475	315-0750-00				RES,FXD,FILM:75 OHM,5%,0.25W	57668	NTR25J-E75E0
A06R476	315-0181-00				RES,FXD,FILM:180 OHM,5%,0.25W	57668	NTR25J-E180E
A06R477	315-0430-00				RES,FXD,FILM:43 OHM,5%,0.25W	19701	5043CX43R00J
A06R478	315-0152-00				RES,FXD,FILM:1.5K OHM,5%,0.25W	57668	NTR25J-E01K5
A06R479	315-0331-00				RES,FXD,FILM:330 OHM,5%,0.25W	57668	NTR25J-E330E
A06R481	321-0087-00				RES,FXD,FILM:78.7 OHM,1%,0.125W,TC=TO	91637	CMF55116678R70F
A06R500	301-0560-00				RES,FXD,FILM:56 OHM,5%,0.5W	19701	5053CX56R00J
A06R511	301-0560-00				RES,FXD,FILM:56 OHM,5%,0.5W	19701	5053CX56R00J
A06R513	311-1227-00				RES,VAR,NONWV:TRMR,5K OHM,0.5W	32997	3386F-T04-502
A06R522	315-0302-00				RES,FXD,FILM:3K OHM,5%,0.25W	57668	NTR25J-E03K0
A06R531	315-0103-00				RES,FXD,FILM:10K OHM,5%,0.25W	19701	5043CX10K00J
A06R532	315-0123-00				RES,FXD,FILM:12K OHM,5%,0.25W	57668	NTR25J-E12K0
A06R533	315-0154-00				RES,FXD,FILM:150K OHM,5%,0.25W	57668	NTR25J-E150K
A06R534	315-0332-00				RES,FXD,FILM:3.3K OHM,5%,0.25W	57668	NTR25J-E03K3
A06R540	315-0242-00				RES,FXD,FILM:2.4K OHM,5%,0.25W	57668	NTR25J-E02K4
A06R541	315-0222-00	B010100	8041164		RES,FXD,FILM:2.2K OHM,5%,0.25W	57668	NTR25J-E02K2
A06R541	315-0202-00	B041165			RES,FXD,FILM:2K OHM,5%,0.25W	57668	NTR25J-E 2K
A06R543	315-0103-00				RES,FXD,FILM:10K OHM,5%,0.25W	19701	5043CX10K00J
A06R555	311-1221-00				RES,VAR,NONWV:TRMR,50 OHM,0.5W	32997	3386F-T04-500
A06R561	315-0220-00				RES,FXD,FILM:22 OHM,5%,0.25W	19701	5043CX22R00J
A06R562	321-0607-00				RES,FXD,FILM:80 OHM,1%,0.125W,TC=TO	57668	CRB14 FXE 80 OHM
A06R570	315-0222-00				RES,FXD,FILM:2.2K OHM,5%,0.25W	57668	NTR25J-E02K2
A06R571	321-0774-00				RES,FXD,FILM:4.2K OHM,1%,0.125 TC=TO	07716	CEAD45000F
A06R572	321-0176-00				RES,FXD,FILM:665 OHM,1%,0.125W,TC=TO	07716	CEAD665R0F
A06R573	315-0101-00				RES,FXD,FILM:100 OHM,5%,0.25W	57668	NTR25J-E 100E
A06R574	315-0103-00				RES,FXD,FILM:10K OHM,5%,0.25W	19701	5043CX10K00J
A06R575	315-0751-00				RES,FXD,FILM:750 OHM,5%,0.25W	57668	NTR25J-E750E
A06R576	321-0147-00				RES,FXD,FILM:332 OHM,1%,0.125W,TC=TO	07716	CEAD332R0F
A06R577	321-0108-00				RES,FXD,FILM:130 OHM 1%,0.125W,TC=TO	07716	CEAD13000F
A06R578	302-0470-00				RES,FXD,CMPSN:47 OHM,10%,0.5W	01121	EB 4701
A06T251	120-1490-00				XFMR,PWR,STU:FLYBACK	02289	2431962
A06T555	120-1476-00				XFMR,BASE DRIVE:	02113	701-560-016
A06TP111	131-0608-00	B090100			TERMINAL,PIN:0.365 L X 0.025 BRZ GLD PL	22526	48283-036
A06TP181	131-0608-00	B090100			TERMINAL,PIN:0.365 L X 0.025 BRZ GLD PL	22526	48283-036
A06TP210	131-0608-00	B090100			TERMINAL,PIN:0.365 L X 0.025 BRZ GLD PL	22526	48283-036
A06TP301	131-0608-00	B090100			TERMINAL,PIN:0.365 L X 0.025 BRZ GLD PL	22526	48283-036
A06TP331	131-0608-00	B090100			TERMINAL,PIN:0.365 L X 0.025 BRZ GLD PL	22526	48283-036
A06TP342	131-0608-00	B090100			TERMINAL,PIN:0.365 L X 0.025 BRZ GLD PL	22526	48283-036
A06TP414	131-0608-00	B090100			TERMINAL,PIN:0.365 L X 0.025 BRZ GLD PL	22526	48283-036
A06TP445	131-0608-00	B090100			TERMINAL,PIN:0.365 L X 0.025 BRZ GLD PL	22526	48283-036
A06TP452	131-0608-00	B090100			TERMINAL,PIN:0.365 L X 0.025 BRZ GLD PL	22526	48283-036
A06TP521	131-0608-00	B090100			TERMINAL,PIN:0.365 L X 0.025 BRZ GLD PL	22526	48283-036
A06TP542	131-0608-00	B090100			TERMINAL,PIN:0.365 L X 0.025 BRZ GLD PL	22526	48283-036
A06U311	156-1693-00				MICROCKT,LINEAR:TV VERTICAL DEFLECTION SYS	56289	ULN2270Q
A06U534	156-1147-00				MICROCKT,LINEAR:TV HORIZ PROCESSOR	02735	CA1391E
A06VR260	152-0055-00	B010100	8041164		SEMICONDCVC,DI:ZEN,SI,11V,5%,0.4W,DO-7	14433	Z5407

Replaceable Electrical Parts  
1240 Service Vol.11

Component No.	Tektronix Part No.	Serial/Assembly No. Effective Dscnt	Name & Description	Mfr. Code	Mfr. Part No.
A06VR260	152-0662-00	B041165	SEMICON DVC,DI:ZEN,SI,5V,1%,400MW,DO-7	04713	SZG195RL
A06VR261	152-0760-00	B041165	SEMICON DVC,DI:ZEN,SI,6.2V,2%,400MM,DO-35	04713	SZG30205
A06VR261	152-0662-00	B091248	SEMICON DVC,DI:ZEN,SI,5V,1%,400MW,DO-7	04713	SZG195RL
A06VR435	152-0285-00	B010100	SEMICON DVC,DI:ZEN,SI,62V,5%,0.4W,DO-7	12954	1N980B
A06VR435	152-0286-00	B041165	SEMICON DVC,DI:ZEN,SI,75V,5%,0.4W,DO-7	14552	1N982B
A06W220	131-0566-00		BUS,CONDUCTOR:DUMMY RES,0.094 OD X 0.225 L	24546	OMA 07
A06W222	131-0566-00		BUS,CONDUCTOR:DUMMY RES,0.094 OD X 0.225 L	24546	OMA 07
A06W374	131-0566-00		BUS,CONDUCTOR:DUMMY RES,0.094 OD X 0.225 L	24546	OMA 07
A06W375	131-0566-00		BUS,CONDUCTOR:DUMMY RES,0.094 OD X 0.225 L	24546	OMA 07
A07	670-7534-01	B010100	CIRCUIT BD ASSY:PWR SPLY	80009	670-7534-01
A07	670-7534-02	B030000	CIRCUIT BD ASSY:PWR SPLY	80009	670-7534-02
A07	670-7534-03	B040600	CIRCUIT BD ASSY:PWR SPLY	80009	670-7534-03
A07	670-7534-04	B060000	CIRCUIT BD ASSY:PWR SPLY	80009	670-7534-04
A07	670-7534-05	B070000	CIRCUIT BD ASSY:PWR SPLY	80009	670-7534-05
A07	670-7534-06	B080000	CIRCUIT BD ASSY:PWR SPLY	80009	670-7534-06
A07	670-7534-07	B090300	CIRCUIT BD ASSY:PWR SPLY	80009	670-7534-07
A07	670-7534-08	B091210	CIRCUIT BD ASSY:POWER SUPPLY	80009	670-7534-08
A07C100	283-0417-00	B010100	CAP,FXD,CER DI:0.22UF,20%,400V	51642	500-400-25U-224M
A07C101	285-1302-00	B080000	CAP,FXD,PLASTIC:0.22UF,20%,250V	80009	285-1302-00
A07C121	290-1015-00		CAP,FXD,ELCTLT:1000UF,+100-10%,200V	00853	DCM102W200AA2PC
A07C122	283-0178-00		CAP,FXD,CER DI:0.1UF,20%,100V	05397	C330C104Z1U1CA
A07C131	290-1015-00		CAP,FXD,ELCTLT:1000UF,+100-10%,200V	00853	DCM102W200AA2PC
A07C161	290-0901-00		CAP,FXD,ELCTLT:800UF,+50-10%,50V	56289	674D807H050JJ5A
A07C165	290-0804-00	B080000	CAP,FXD,ELCTLT:10UF,+50-10%,25V	55680	ULB1E100TAAANA
A07C171	290-0800-00		CAP,FXD,ELCTLT:250UF,+100-10%,20V	56289	672D257H020DM5C
A07C172	290-0932-00		CAP,FXD,ELCTLT:390UF,+100-10%,15VDC	56289	672D676
A07C173	290-0845-00		CAP,FXD,ELCTLT:330UF,+50-10%,25V	54473	ECE-A25V330L
A07C181	290-0944-00		CAP,FXD,ELCTLT:220UF,+50-20%,10V	55680	ULB1A221TPAANA
A07C182	290-0804-00	B010100	CAP,FXD,ELCTLT:10UF,+50-10%,25V	55680	ULB1E100TAAANA
A07C183	290-0804-00	B010100	CAP,FXD,ELCTLT:10UF,+50-10%,25V	55680	ULB1E100TAAANA
A07C187	290-0804-00	B080000	CAP,FXD,ELCTLT:10UF,+50-10%,25V	55680	ULB1E100TAAANA
A07C188	290-0804-00	B080000	CAP,FXD,ELCTLT:10UF,+50-10%,25V	55680	ULB1E100TAAANA
A07C188	290-0943-00	B091210	CAP,FXD,ELCTLT:47UF,+50-20%,25V	55680	ULB1E470TAAANA
A07C189	290-0804-00	B080000	CAP,FXD,ELCTLT:10UF,+50-10%,25V	55680	ULB1E100TAAANA
A07C210	283-0417-00	B010100	CAP,FXD,CER DI:0.22UF,20%,400V	51642	500-400-25U-224M
A07C210	285-1302-00	B080000	CAP,FXD,PLASTIC:0.22UF,20%,250V	80009	285-1302-00
A07C211	285-1196-00		CAP,FXD,PPR DI:0.01UF,20%,250V	TK0515	PME 265 MB 510
A07C212	285-1196-00		CAP,FXD,PPR DI:0.01UF,20%,250V	TK0515	PME 265 MB 510
A07C221	283-0417-00	B010100	CAP,FXD,CER DI:0.22UF,20%,400V	51642	500-400-25U-224M
A07C231	283-0659-00	B010100	CAP,FXD,MICA DI:1160PF,2%,500V	00853	D195F1161G0
A07C231	283-0696-00	B030000	CAP,FXD,MICA DI:2300PF,1%,500V	00853	D195F232F0
A07C271	290-0804-00	B010100	CAP,FXD,ELCTLT:10UF,+50-10%,25V	55680	ULB1E100TAAANA
A07C272	283-0178-00	B010100	CAP,FXD,CER DI:0.1UF,20%,100V	05397	C330C104Z1U1CA
A07C274	281-0865-00	B010100	CAP,FXD,CER DI:1000PF,5%,100V	04222	MA101A102JAA
A07C274	283-0204-00	B080000	CAP,FXD,CER DI:0.01UF,20%,50V	04222	SR155E103MAA
A07C275	281-0813-00	B010100	CAP,FXD,CER DI:0.047UF,20%,50V	05397	C412C473M5V2CA
A07C276	283-0203-00	B080000	CAP,FXD,CER DI:0.47UF,20%,50V	04222	SR305SC474MAA
A07C277	281-0775-00	B010100	CAP,FXD,CER DI:0.1UF,20%,50V	04222	MA205E104MAA
A07C278	281-0775-00	B010100	CAP,FXD,CER DI:0.1UF,20%,50V	04222	MA205E104MAA
A07C278	290-0804-00	B080000	CAP,FXD,ELCTLT:10UF,+50-10%,25V	55680	ULB1E100TAAANA
A07C279	283-0198-00	B080000	CAP,FXD,CER DI:0.22UF,20%,50V	05397	C330C224M5U1CA
A07C281	290-0804-00	B010100	CAP,FXD,ELCTLT:10UF,+50-10%,25V	55680	ULB1E100TAAANA
A07C281	281-0775-00	B080000	CAP,FXD,CER DI:0.1UF,20%,50V	04222	MA205E104MAA
A07C282	290-0804-00	B010100	CAP,FXD,ELCTLT:10UF,+50-10%,25V	55680	ULB1E100TAAANA
A07C282	281-0775-00	B080000	CAP,FXD,CER DI:0.1UF,20%,50V	04222	MA205E104MAA
A07C284	290-0804-00	B080000	CAP,FXD,ELCTLT:10UF,+50-10%,25V	55680	ULB1E100TAAANA
A07C285	290-0804-00	B080000	CAP,FXD,ELCTLT:10UF,+50-10%,25V	55680	ULB1E100TAAANA
A07C321	285-1203-00		CAP,FXD,PLASTIC:4UF,10%,200V	14752	C2551
A07C322	285-1203-00		CAP,FXD,PLASTIC:4UF,10%,200V	14752	C2551

Component No.	Tektronix		Serial/Assembly No.		Name & Description	Mfr. Code	Mfr. Part No.
	Part No.	Effective	Discont				
A07C325	283-0696-00	B080000			CAP,FXD,MICA DI:2300PF,1%,500V	00853	D195F232F0
A07C341	281-0812-00	B090300			CAP,FXD,CER DI:1000PF,10%,100V	04222	MA101C102KAA
A07C361	290-0844-00				CAP,FXD,ELCTLT:100UF,+75-20%,35WVDC	54473	ECE-A35V100L
A07C362	283-0198-00				CAP,FXD,CER DI:0.22UF,20%,50V	05397	C330C224M5U1CA
A07C363	281-0775-00	B010100	B079999		CAP,FXD,CER DI:0.1UF,20%,50V	04222	MA205E104MAA
A07C364	281-0865-00	B080000			CAP,FXD,CER DI:1000PF,5%,100V	04222	MA101A102JAA
A07C371	281-0812-00	B010100	B079999		CAP,FXD,CER DI:1000PF,10%,100V	04222	MA101C102KAA
A07C372	281-0773-00				CAP,FXD,CER DI:0.01UF,10%,100V	04222	MA201C103KAA
A07C373	290-0804-00	B010100	B079999		CAP,FXD,ELCTLT:10UF,+50-10%,25V	55680	ULB1E100TAAANA
A07C374	290-0891-00	B010100	B079999		CAP,FXD,ELCTLT:1UF,+75-10%,50V	55680	ULA1H010TEA
A07C375	281-0812-00	B010100	B079999		CAP,FXD,CER DI:1000PF,10%,100V	04222	MA101C102KAA
A07C378	281-0865-00	B080000			CAP,FXD,CER DI:1000PF,5%,100V	04222	MA101A102JAA
A07C379	290-0891-00	B080000			CAP,FXD,ELCTLT:1UF,+75-10%,50V	55680	ULA1H010TEA
A07C380	283-0198-00	B010100	B079999		CAP,FXD,CER DI:0.22UF,20%,50V	05397	C330C224M5U1CA
A07C381	281-0775-00	B010100	B079999		CAP,FXD,CER DI:0.1UF,20%,50V	04222	MA205E104MAA
A07C382	281-0773-00	B010100	B079999		CAP,FXD,CER DI:0.01UF,10%,100V	04222	MA201C103KAA
A07C383	283-0198-00	B080000			CAP,FXD,CER DI:0.22UF,20%,50V	05397	C330C224M5U1CA
A07C384	290-0804-00	B080000			CAP,FXD,ELCTLT:10UF,+50-10%,25V	55680	ULB1E100TAAANA
A07C385	290-0845-00	B080000			CAP,FXD,ELCTLT:330UF,+50-10%,25V	54473	ECE-A25V330L
A07C386	281-0775-00	B080000			CAP,FXD,CER DI:0.1UF,20%,50V	04222	MA205E104MAA
A07C387	281-0773-00	B080000			CAP,FXD,CER DI:0.01UF,10%,100V	04222	MA201C103KAA
A07C401	283-0417-00	B010100	B079999		CAP,FXD,CER DI:0.22UF,20%,400V	51642	500-400-Z5U-224M
A07C408	285-1302-00	B080000			CAP,FXD,PLASTIC:0.22UF,20%,250V	80009	285-1302-00
A07C410	285-1302-00	B080000			CAP,FXD,PLASTIC:0.22UF,20%,250V	80009	285-1302-00
A07C411	290-0944-00				CAP,FXD,ELCTLT:220UF,+50-20%,10V	55680	ULB1A221TPAANA
A07C427	290-0944-00	B080000			CAP,FXD,ELCTLT:220UF,+50-20%,10V	55680	ULB1A221TPAANA
A07C431	290-0944-00	B010100	B079999		CAP,FXD,ELCTLT:220UF,+50-20%,10V	55680	ULB1A221TPAANA
A07C445	281-0812-00	B090300			CAP,FXD,CER DI:1000PF,10%,100V	04222	MA101C102KAA
A07C451	290-0818-01				CAP,FXD,ELCTLT:390UF,+100-10%,40V	00853	301AER391U040B3
A07C460	290-0877-00				CAP,FXD,ELCTLT:1200UF,+100-10%,6.3V	56289	672D371
A07C465	290-0844-00	B080000			CAP,FXD,ELCTLT:100UF,+75-20%,35WVDC	54473	ECE-A35V100L
A07C471	290-0844-00	B010100	B079999		CAP,FXD,ELCTLT:100UF,+75-20%,35WVDC	54473	ECE-A35V100L
A07C472	290-0844-00	B010100	B091209		CAP,FXD,ELCTLT:100UF,+75-20%,35WVDC	54473	ECE-A35V100L
A07C472	290-0845-00	B091210			CAP,FXD,ELCTLT:330UF,+50-10%,25V	54473	ECE-A25V330L
A07C481	290-0944-00	B010100	B079999		CAP,FXD,ELCTLT:220UF,+50-20%,10V	55680	ULB1A221TPAANA
A07C487	290-0944-00	B080000			CAP,FXD,ELCTLT:220UF,+50-20%,10V	55680	ULB1A221TPAANA
A07CR151	152-0333-00				SEMICON DVC,DI:SW,SI,55V,200MA,DO-35	07263	FDH-6012
A07CR152	152-0333-00				SEMICON DVC,DI:SW,SI,55V,200MA,DO-35	07263	FDH-6012
A07CR153	152-0333-00				SEMICON DVC,DI:SW,SI,55V,200MA,DO-35	07263	FDH-6012
A07CR154	152-0333-00				SEMICON DVC,DI:SW,SI,55V,200MA,DO-35	07263	FDH-6012
A07CR211	152-0750-00				SEMICON DVC,DI:RECT BRDG,600V,3A,FAST RCYV	05828	RKBPC606-12
A07CR251	152-0398-00				SEMICON DVC,DI:RECT,SI,200V,1A	04713	SR3609RL
A07CR252	152-0398-00				SEMICON DVC,DI:RECT,SI,200V,1A	04713	SR3609RL
A07CR253	152-0655-00				SEMICON DVC,DI:RECT,SI,100V,3A	03508	A115AX39
A07CR254	152-0655-00				SEMICON DVC,DI:RECT,SI,100V,3A	03508	A115AX39
A07CR255	152-0398-00				SEMICON DVC,DI:RECT,SI,200V,1A	04713	SR3609RL
A07CR262	152-0141-02	B080000			SEMICON DVC,DI:SW,SI,30V,150MA,30V,DO-35	03508	DA2527 (1N4152)
A07CR266	152-0141-02	B080000			SEMICON DVC,DI:SW,SI,30V,150MA,30V,DO-35	03508	DA2527 (1N4152)
A07CR267	152-0141-02	B080000			SEMICON DVC,DI:SW,SI,30V,150MA,30V,DO-35	03508	DA2527 (1N4152)
A07CR271	152-0141-02				SEMICON DVC,DI:SW,SI,30V,150MA,30V,DO-35	03508	DA2527 (1N4152)
A07CR272	152-0141-02	B010100	B079999		SEMICON DVC,DI:SW,SI,30V,150MA,30V,DO-35	03508	DA2527 (1N4152)
A07CR276	152-0141-02	B080000			SEMICON DVC,DI:SW,SI,30V,150MA,30V,DO-35	03508	DA2527 (1N4152)
A07CR281	152-0141-02	B080000			SEMICON DVC,DI:SW,SI,30V,150MA,30V,DO-35	03508	DA2527 (1N4152)
A07CR282	152-0333-00	B010100	B079999		SEMICON DVC,DI:SW,SI,55V,200MA,DO-35	07263	FDH-6012
A07CR282	152-0141-02	B080000			SEMICON DVC,DI:SW,SI,30V,150MA,30V,DO-35	03508	DA2527 (1N4152)
A07CR283	152-0141-02	B010100	B079999		SEMICON DVC,DI:SW,SI,30V,150MA,30V,DO-35	03508	DA2527 (1N4152)
A07CR285	152-0333-00	B080000			SEMICON DVC,DI:SW,SI,55V,200MA,DO-35	07263	FDH-6012
A07CR321	152-0141-02	B010100	B079999		SEMICON DVC,DI:SW,SI,30V,150MA,30V,DO-35	03508	DA2527 (1N4152)

Replaceable Electrical Parts  
1240 Service Vol.11

Component No.	Tektronix	Serial/Assembly No.		Name & Description	Mfr.	Mfr. Part No.
	Part No.	Effective	Discont		Code	
A07CR322	152-0141-02	B010100	B079999	SEMICON DVC,DI:SW,SI,30V,150MA,30V,DO-35	03508	DA2527 (1N4152)
A07CR323	152-0141-02	B010100	B079999	SEMICON DVC,DI:SW,SI,30V,150MA,30V,DO-35	03508	DA2527 (1N4152)
A07CR324	152-0141-02	B010100	B079999	SEMICON DVC,DI:SW,SI,30V,150MA,30V,DO-35	03508	DA2527 (1N4152)
A07CR341	152-0398-00			SEMICON DVC,DI:RECT,SI,200V,1A	04713	SR3609RL
A07CR342	152-0398-00			SEMICON DVC,DI:RECT,SI,200V,1A	04713	SR3609RL
A07CR372	152-0141-02	B080000		SEMICON DVC,DI:SW,SI,30V,150MA,30V,DO-35	03508	DA2527 (1N4152)
A07CR381	152-0141-02			SEMICON DVC,DI:SW,SI,30V,150MA,30V,DO-35	03508	DA2527 (1N4152)
A07CR382	152-0141-02			SEMICON DVC,DI:SW,SI,30V,150MA,30V,DO-35	03508	DA2527 (1N4152)
A07CR411	152-0066-00			SEMICON DVC,DI:RECT,SI,400V,1A,DO-41	05828	GP10G-020
A07CR412	152-0400-00	B080000		SEMICON DVC,DI:RECT,SI,400V,1A	04713	SR1977K
A07CR421	152-0655-00			SEMICON DVC,DI:RECT,SI,100V,3A	03508	A115AX39
A07CR422	152-0400-00	B010100	B079999	SEMICON DVC,DI:RECT,SI,400V,1A	04713	SR1977K
A07CR423	152-0400-00			SEMICON DVC,DI:RECT,SI,400V,1A	04713	SR1977K
A07CR424	152-0655-00			SEMICON DVC,DI:RECT,SI,100V,3A	03508	A115AX39
A07CR431	152-0066-00			SEMICON DVC,DI:RECT,SI,400V,1A,DO-41	05828	GP10G-020
A07CR441	152-0141-02	B010100	B079999	SEMICON DVC,DI:SW,SI,30V,150MA,30V,DO-35	03508	DA2527 (1N4152)
A07CR442	152-0141-02	B010100	B079999	SEMICON DVC,DI:SW,SI,30V,150MA,30V,DO-35	03508	DA2527 (1N4152)
A07CR443	152-0141-02	B010100	B079999	SEMICON DVC,DI:SW,SI,30V,150MA,30V,DO-35	03508	DA2527 (1N4152)
A07CR444	152-0141-02	B010100	B079999	SEMICON DVC,DI:SW,SI,30V,150MA,30V,DO-35	03508	DA2527 (1N4152)
A07CR445	152-0793-00			SEMICON DVC,DI:DUAL RECT,SI,40V,25A	81483	28CPQ040
A07CR451	152-0793-00			SEMICON DVC,DI:DUAL RECT,SI,40V,25A	81483	28CPQ040
A07CR461	152-0794-00			SEMICON DVC,DI:RECT,SI,10A,30V,TO-220	81483	95-4269
A07CR471	152-0141-02			SEMICON DVC,DI:SW,SI,30V,150MA,30V,DO-35	03508	DA2527 (1N4152)
A07CR472	152-0141-02			SEMICON DVC,DI:SW,SI,30V,150MA,30V,DO-35	03508	DA2527 (1N4152)
A07CR481	152-0141-02			SEMICON DVC,DI:SW,SI,30V,150MA,30V,DO-35	03508	DA2527 (1N4152)
A07DS121	150-0035-00			LAMP,GLOW:90V MAX,0.3MA,AID-T,WIRE LD	TK0213	JH005/3011JA
A07J100	131-2978-00	B010100	B069999	HDR SKT,FLEXSTR:	80009	131-2978-00
A07J100	131-1614-00	B070000	B079999	CONN,RCPT,ELEC:CKT BD,1 X 36,0.1 SPACING	08261	800-380-000
A07J100	131-0589-00	B080000		TERMINAL,PIN:0.46 L X 0.025 SQ PH BRZ	22526	48283-029
A07J110	131-2978-00	B010100	B069999	HDR SKT,FLEXSTR:	80009	131-2978-00
A07J110	131-1614-00	B070000	B079999	CONN,RCPT,ELEC:CKT BD,1 X 36,0.1 SPACING	08261	800-380-000
A07J110	131-0589-00	B080000		TERMINAL,PIN:0.46 L X 0.025 SQ PH BRZ	22526	48283-029
A07J120	131-2978-00	B010100	B069999	HDR SKT,FLEXSTR:	80009	131-2978-00
A07J120	131-1614-00	B070000	B079999	CONN,RCPT,ELEC:CKT BD,1 X 36,0.1 SPACING	08261	800-380-000
A07J120	131-0589-00	B080000		TERMINAL,PIN:0.46 L X 0.025 SQ PH BRZ	22526	48283-029
A07J130	131-2978-00	B010100	B069999	HDR SKT,FLEXSTR:	80009	131-2978-00
A07J130	131-1614-00	B070000	B079999	CONN,RCPT,ELEC:CKT BD,1 X 36,0.1 SPACING	08261	800-380-000
A07J130	131-0589-00	B080000		TERMINAL,PIN:0.46 L X 0.025 SQ PH BRZ	22526	48283-029
A07J145	131-0589-00	B080000		TERMINAL,PIN:0.46 L X 0.025 SQ PH BRZ	22526	48283-029
A07J181	131-0589-00	B080000		TERMINAL,PIN:0.46 L X 0.025 SQ PH BRZ	22526	48283-029
A07J301	131-2663-00	B080000		CONN,RCPT,ELEC:PWR,3 MALE,250VAC,6A	82389	EAC 303
A07J444	131-0589-00	B080000		TERMINAL,PIN:0.46 L X 0.025 SQ PH BRZ	22526	48283-029
A07L100	108-0708-00	B010100	B079999	COIL,RF:FIXED,75NH	80009	108-0708-00
A07L115	108-0708-00	B080000		COIL,RF:FIXED,75NH	80009	108-0708-00
A07L151	108-0911-00			COIL,RF:FIXED,65UH	80009	108-0911-00
A07L171	108-1146-00			COIL,RF:FXD,18UH	80009	108-1146-00
A07L221	108-0808-00	B010100	B079999	COIL,RF:FIXED,500UH	80009	108-0808-00
A07L232	108-0808-00	B080000		COIL,RF:FIXED,500UH	80009	108-0808-00
A07L351	108-0911-00			COIL,RF:FIXED,65UH	80009	108-0911-00
A07L362	108-0585-00			COIL,RF:FIXED,116UH	80009	108-0585-00
A07L363	108-0317-00	B010100	B079999	COIL,RF:FIXED,15 UH	32159	71501M+10PERCENT
A07L445	108-1147-00			COIL,RF:FXD,122UH	80009	108-1147-00
A07L451	108-0909-00			COIL,RF:FIXED,1.6MH	TK1345	108-0909-00
A07L461	108-1137-00			COIL,RF:FIXED,3.2MH	80009	108-1137-00
A07P444	131-0993-00	B080000		BUS,CONDUCTOR:SHUNT ASSEMBLY,BLACK	22526	65474-005
A07Q273	151-0192-00			TRANSISTOR:NPN,SI,TO-92	04713	SPS8801
A07Q281	151-0453-00	B010100	B079999	TRANSISTOR:PMP,SI,TO-92	27014	ORDER BY DESC
A07Q283	151-0453-00	B080000		TRANSISTOR:PMP,SI,TO-92	27014	ORDER BY DESC

Component No.	Tektronix Part No.	Serial/Assembly No.		Name & Description	Mfr. Code	Mfr. Part No.
		Effective	Dscont			
A07Q284	151-0432-00	B080000		TRANSISTOR:NPN,SI,625MW,TO-92	04713	SPS8512
A07Q341	151-0710-00	B080000		TRANSISTOR:NPN,SI,TO-92 PLUS	04713	MPSW01A
A07Q367	151-0710-00	B010100	B079999	TRANSISTOR:NPN,SI,TO-92 PLUS	04713	MPSW01A
A07Q368	151-0710-00	B010100	B079999	TRANSISTOR:NPN,SI,TO-92 PLUS	04713	MPSW01A
A07Q370	151-0622-00	B010100	B079999	TRANSISTOR:PNP,SI,40V,1A,TO-226AE/237	04713	SPS8956(MPSW51A)
A07Q371	151-0622-00	B010100	B079999	TRANSISTOR:PNP,SI,40V,1A,TO-226AE/237	04713	SPS8956(MPSW51A)
A07Q371	151-0503-00	B080000		SCR:SI,TO-92	04713	SCR5138
A07Q372	151-0503-00	B010100	B079999	SCR:SI,TO-92	04713	SCR5138
A07Q379	151-0190-00	B080000		TRANSISTOR:NPN,SI,TO-92	80009	151-0190-00
A07Q381	151-0432-00	B010100	B079999	TRANSISTOR:NPN,SI,625MW,TO-92	04713	SPS8512
A07Q382	151-0273-00	B010100	B079999	TRANSISTOR:SELECTED	03508	X16E3616
A07Q385	151-0710-00	B080000		TRANSISTOR:NPN,SI,TO-92 PLUS	04713	MPSW01A
A07Q387	151-0622-00	B080000		TRANSISTOR:PNP,SI,40V,1A,TO-226AE/237	04713	SPS8956(MPSW51A)
A07Q421	151-0679-00			TRANSISTOR:NPN,SI,TO-220	04713	MJE13009
A07Q422	151-0679-00			TRANSISTOR:NPN,SI,TO-220	04713	MJE13009
A07Q441	151-0622-00	B080000		TRANSISTOR:PNP,SI,40V,1A,TO-226AE/237	04713	SPS8956(MPSW51A)
A07Q445	151-0710-00	B080000		TRANSISTOR:NPN,SI,TO-92 PLUS	04713	MPSW01A
A07Q446	151-0622-00	B080000		TRANSISTOR:PNP,SI,40V,1A,TO-226AE/237	04713	SPS8956(MPSW51A)
A07Q461	151-0621-00			TRANSISTOR:NPN,SI,T-220	03508	X44H382
A07Q471	151-0464-00			TRANSISTOR:NPN,SI,TO-220	80009	151-0464-00
A07Q472	151-0301-00			TRANSISTOR:PNP,SI,TO-18	04713	ST898
A07Q481	151-0622-00	B010100	B079999	TRANSISTOR:PNP,SI,40V,1A,TO-226AE/237	04713	SPS8956(MPSW51A)
A07Q482	151-0496-00	B010100	B079999	TRANSISTOR:NPN,SI	80009	151-0496-00
A07Q485	151-0273-00	B080000		TRANSISTOR:SELECTED	03508	X16E3616
A07Q487	151-0496-00	B080000		TRANSISTOR:NPN,SI	80009	151-0496-00
A07R121	315-0106-00			RES,FXD,FILM:10M OHM,5%,0.25W	01121	CB1065
A07R172	315-0104-00	B010100	B079999	RES,FXD,FILM:100K OHM,5%,0.25W	57668	NTR25J-E100K
A07R172	315-0103-00	B080000		RES,FXD,FILM:10K OHM,5%,0.25W	19701	5043CX10K00J
A07R173	315-0101-00			RES,FXD,FILM:100 OHM,5%,0.25W	57668	NTR25J-E 100E
A07R174	315-0224-00	B010100	B079999	RES,FXD,FILM:220K OHM,5%,0.25W	57668	NTR25J-E220K
A07R174	315-0223-00	B080000		RES,FXD,FILM:22K OHM,5%,0.25W	19701	5043CX22K00J92U
A07R175	315-0101-00			RES,FXD,FILM:100 OHM,5%,0.25W	57668	NTR25J-E 100E
A07R181	315-0242-00	B010100	B079999	RES,FXD,FILM:2.4K OHM,5%,0.25W	57668	NTR25J-E02K4
A07R182	315-0100-00			RES,FXD,FILM:10 OHM,5%,0.25W	19701	5043CX10RR00J
A07R184	315-0103-00	B080000		RES,FXD,FILM:10K OHM,5%,0.25W	19701	5043CX10K00J
A07R186	315-0242-00	B080000		RES,FXD,FILM:2.4K OHM,5%,0.25W	57668	NTR25J-E02K4
A07R221	302-0224-00			RES,FXD,CMPSN:220K OHM,10%,0.5W MI	01121	EB 2241
A07R222	302-0224-00			RES,FXD,CMPSN:220K OHM,10%,0.5W MI	01121	EB 2241
A07R231	315-0103-00	B010100	B079999	RES,FXD,FILM:10K OHM,5%,0.25W	19701	5043CX10K00J
A07R234	315-0103-00	B080000		RES,FXD,FILM:10K OHM,5%,0.25W	19701	5043CX10K00J
A07R245	308-0161-00			RES,FXD,WW:3 OHM,5%,8W	91637	HL-12-02Z-8
A07R246	308-0240-00	B060000	B079999	RES,FXD,WW:2 OHM,5%,3W	05347	MS3-2R00J
A07R261	315-0102-00	B080000		RES,FXD,FILM:1K OHM,5%,0.25W	57668	NTR25JE01K0
A07R263	315-0102-00	B080000		RES,FXD,FILM:1K OHM,5%,0.25W	57668	NTR25JE01K0
A07R264	321-0193-00	B080000		RES,FXD,FILM:1K OHM,1%,0.125W,TC=TO	19701	5033ED1K00F
A07R265	321-0193-00	B080000		RES,FXD,FILM:1K OHM,1%,0.125W,TC=TO	19701	5033ED1K00F
A07R271	315-0101-00	B080000		RES,FXD,FILM:100 OHM,5%,0.25W	57668	NTR25J-E 100E
A07R272	315-0101-00	B010100	B079999	RES,FXD,FILM:100 OHM,5%,0.25W	57668	NTR25J-E 100E
A07R273	315-0750-00	B010100	B079999	RES,FXD,FILM:75 OHM,5%,0.25W	57668	NTR25J-E75E0
A07R273	315-0562-00	B080000		RES,FXD,FILM:5.6K OHM,5%,0.25W	57668	NTR25J-E05K6
A07R274	321-0344-00	B010100	B079999	RES,FXD,FILM:37.4K OHM,1%,0.125W,TC=TO	19701	5033ED 37K40F
A07R274	315-0103-00	B080000		RES,FXD,FILM:10K OHM,5%,0.25W	19701	5043CX10K00J
A07R275	315-0103-00	B080000		RES,FXD,FILM:10K OHM,5%,0.25W	19701	5043CX10K00J
A07R276	321-0355-00	B080000		RES,FXD,FILM:48.7K OHM,1%,0.125W,TC=TO	07716	CEAD48701F
A07R277	315-0203-00	B080000		RES,FXD,FILM:20K OHM,5%,0.25W	57668	NTR25J-E 20K
A07R282	315-0105-00			RES,FXD,FILM:1M OHM,5%,0.25W	19701	5043CX1M000J
A07R283	315-0224-00	B010100	B079999	RES,FXD,FILM:220K OHM,5%,0.25W	57668	NTR25J-E220K
A07R283	315-0822-00	B080000		RES,FXD,FILM:8.2K OHM,5%,0.25W	19701	5043CX8K200J

Replaceable Electrical Parts  
1240 Service Vol.11

Component No.	Tektronix Part No.	Serial/Assembly No. Effective	Dscont	Name & Description	Mfr. Code	Mfr. Part No.
A07R284	315-0104-00	B010100	8079999	RES,FXD,FILM:100K OHM,5%,0.25W	57668	NTR25J-E100K
A07R284	321-0435-00	B080000		RES,FXD,FILM:332K OHM,1%,0.125W,TC=TO	07716	CEAD33202F
A07R285	321-0238-00	B010100	8079999	RES,FXD,FILM:2.94K OHM,1%,0.125W,TC=TO	07716	CEAD29400F
A07R285	315-0224-00	B080000		RES,FXD,FILM:220K OHM,5%,0.25W	57668	NTR25J-E220K
A07R286	315-0471-00	B010100	8079999	RES,FXD,FILM:470 OHM,5%,0.25W	57668	NTR25J-E470E
A07R286	315-0104-00	B080000		RES,FXD,FILM:100K OHM,5%,0.25W	57668	NTR25J-E100K
A07R287	321-0222-00	B010100	8079999	RES,FXD,FILM:2.00K OHM,1%,0.125W,TC=TO	19701	5033ED2K00F
A07R287	321-0238-00	B080000		RES,FXD,FILM:2.94K OHM,1%,0.125W,TC=TO	07716	CEAD29400F
A07R288	315-0104-00	B010100	8079999	RES,FXD,FILM:100K OHM,5%,0.25W	57668	NTR25J-E100K
A07R288	315-0471-00	B080000		RES,FXD,FILM:470 OHM,5%,0.25W	57668	NTR25J-E470E
A07R289	315-0471-00	B010100	8079999	RES,FXD,FILM:470 OHM,5%,0.25W	57668	NTR25J-E470E
A07R289	321-0222-00	B080000		RES,FXD,FILM:2.00K OHM,1%,0.125W,TC=TO	19701	5033ED2K00F
A07R290	315-0334-00	B010100	8079999	RES,FXD,FILM:330K OHM,5%,0.25W	57668	NTR25J-E 330K
A07R290	315-0471-00	B080000		RES,FXD,FILM:470 OHM,5%,0.25W	57668	NTR25J-E470E
A07R291	315-0334-00	B080000		RES,FXD,FILM:330K OHM,5%,0.25W	57668	NTR25J-E 330K
A07R301	308-0237-00			RES,FXD,WW:8.2K OHM,5%,5W	00213	1550S-8200-5
A07R311	308-0336-00			RES,FXD,WW:7K OHM,5%,5W	05347	CS6-7001J
A07R321	315-0152-00			RES,FXD,FILM:1.5K OHM,5%,0.25W	57668	NTR25J-E01K5
A07R331	308-0250-00	B010100	8029999	RES,FXD,WW:195 OHM,1%,5W	05347	CS5-195RQJ
A07R331	308-0079-00	B030000		RES,FXD,WW:117 OHM,5%,5W	00213	1500S-117-5
A07R361	315-0102-00	B010100	8079999	RES,FXD,FILM:1K OHM,5%,0.25W	57668	NTR25JE01K0
A07R365	315-0750-00	B080000		RES,FXD,FILM:75 OHM,5%,0.25W	57668	NTR25J-E75E0
A07R366	315-0203-00	B080000		RES,FXD,FILM:20K OHM,5%,0.25W	57668	NTR25J-E 20K
A07R367	315-0102-00	B080000		RES,FXD,FILM:1K OHM,5%,0.25W	57668	NTR25JE01K0
A07R368	315-0102-00	B080000		RES,FXD,FILM:1K OHM,5%,0.25W	57668	NTR25JE01K0
A07R369	321-0222-00	B080000		RES,FXD,FILM:2.00K OHM,1%,0.125W,TC=TO	19701	5033ED2K00F
A07R370	321-0222-00	B080000		RES,FXD,FILM:2.00K OHM,1%,0.125W,TC=TO	19701	5033ED2K00F
A07R371	315-0102-00	B010100	8079999	RES,FXD,FILM:1K OHM,5%,0.25W	57668	NTR25JE01K0
A07R371	317-0564-00	B080000		RES,FXD,CMPSN:560K OHM,5%,0.125W	01121	BB5645
A07R372	321-0661-00			RES,FXD,FILM:600 OHM,1%,0.125W,TC=TO	19701	5033RD600R0F
A07R373	315-0102-00	B010100	8079999	RES,FXD,FILM:1K OHM,5%,0.25W	57668	NTR25JE01K0
A07R373	315-0101-00	B080000		RES,FXD,FILM:100 OHM,5%,0.25W	57668	NTR25J-E 100E
A07R374	321-0473-00	B010100	8079999	RES,FXD,FILM:825K OHM,1%,0.125W,TC=TO	07716	CEAD82502F
A07R374	301-0751-00	B080000		RES,FXD,FILM:750 OHM,5%,0.5W	19701	5053CX750R0J
A07R375	315-0102-00	B010100	8079999	RES,FXD,FILM:1K OHM,5%,0.25W	57668	NTR25JE01K0
A07R375	321-0344-00	B080000		RES,FXD,FILM:37.4K OHM,1%,0.125W,TC=TO	19701	5033ED 37K40F
A07R376	315-0751-00	B010100	8079999	RES,FXD,FILM:750 OHM,5%,0.25W	57668	NTR25J-E750E
A07R376	315-0102-00	B080000		RES,FXD,FILM:1K OHM,5%,0.25W	57668	NTR25JE01K0
A07R377	315-0102-00	B010100	8079999	RES,FXD,FILM:1K OHM,5%,0.25W	57668	NTR25JE01K0
A07R377	315-0751-00	B080000		RES,FXD,FILM:750 OHM,5%,0.25W	57668	NTR25J-E750E
A07R378	315-0391-00	B080000		RES,FXD,FILM:390 OHM,5%,0.25W	57668	NTR25J-E390E
A07R381	321-0443-00	B010100	8079999	RES,FXD,FILM:402K OHM,1%,0.125W,TC=TO	19701	5043ED402K0F
A07R381	315-0104-00	B080000		RES,FXD,FILM:100K OHM,5%,0.25W	57668	NTR25J-E100K
A07R382	315-0472-00	B010100	8079999	RES,FXD,FILM:4.7K OHM,5%,0.25W	57668	NTR25J-E04K7
A07R383	321-0134-00	B010100	8079999	RES,FXD,FILM:243 OHM,1%,0.125W,TC=TO	19701	5043ED243R0F
A07R383	315-0102-00	B080000		RES,FXD,FILM:1K OHM,5%,0.25W	57668	NTR25JE01K0
A07R384	315-0241-00	B010100	8079999	RES,FXD,FILM:240 OHM,5%,0.25W	19701	5043CX240R0J
A07R384	315-0102-00	B080000		RES,FXD,FILM:1K OHM,5%,0.25W	57668	NTR25JE01K0
A07R385	315-0102-00	B010100	8079999	RES,FXD,FILM:1K OHM,5%,0.25W	57668	NTR25JE01K0
A07R385	321-0443-00	B080000		RES,FXD,FILM:402K OHM,1%,0.125W,TC=TO	19701	5043ED402K0F
A07R386	307-0051-00	B010100	8079999	RES,FXD,CMPSN:2.7 OHM,5%,0.5W	01121	EB27G5
A07R386	315-0472-00	B080000		RES,FXD,FILM:4.7K OHM,5%,0.25W	57668	NTR25J-E04K7
A07R387	321-0134-00	B080000		RES,FXD,FILM:243 OHM,1%,0.125W,TC=TO	19701	5043ED243R0F
A07R388	315-0241-00	B080000		RES,FXD,FILM:240 OHM,5%,0.25W	19701	5043CX240R0J
A07R389	315-0102-00	B080000		RES,FXD,FILM:1K OHM,5%,0.25W	57668	NTR25JE01K0
A07R390	307-0051-00	B080000		RES,FXD,CMPSN:2.7 OHM,5%,0.5W	01121	EB27G5
A07R411	315-0200-00	B010100	8079999	RES,FXD,FILM:20 OHM,5%,0.25W	19701	5043CX20R00J
A07R440	321-0020-00			RES,FXD,FILM:15.8 OHM,1%,0.125W,TC=TO	57668	RB14FXE 15E8

Component No.	Tektronix Part No.	Serial/Assembly No. Effective	Discont	Name & Description	Mfr. Code	Mfr. Part No.
A07R441	321-0053-00	B010100	B079999	RES,FXD,FILM:34.8 OHM,1%,0.125W,TC=T0	91637	CMF55116634R80F
A07R441	321-0041-00	B080000		RES,FXD,FILM:26.1 OHM,1%,0.125W,TC=T0	91637	CMF55116626R10F
A07R444	315-0102-00	B010100	B079999	RES,FXD,FILM:1K OHM,5%,0.25W	57668	NTR25JE01K0
A07R461	308-0757-00			RES,FXD,WW:0.025 OHM,3%,5W	14193	SA50-RO25H
A07R462	308-0710-00			RES,FXD,WW:0.27 OHM,5%,1W	75042	BW-20-R2700J
A07R471	307-0056-00			RES,FXD,CMPSN:4.3 OHM,5%,0.5W	01121	EB43G5
A07R472	303-0242-00			RES,FXD,CMPSN:2.4K OHM,5%,1W	01121	GB2425
A07R473	301-0751-00	B010100	B079999	RES,FXD,FILM:750 OHM,5%,0.5W	19701	5053CX750R0J
A07R473	321-0473-00	B080000		RES,FXD,FILM:825K OHM,1%,0.125W,TC=T0	07716	CEAD82502F
A07R474	315-0474-00			RES,FXD,FILM:470K OHM,5%,0.25W	19701	5043CX470K0J92U
A07R481	321-0469-04			RES,FXD,FILM:750K OHM,1%,.125W,TC=T2	19701	5033RC750K0B
A07R483	315-0122-00			RES,FXD,FILM:1.2K OHM,5%,0.25W	57668	NTR25J-E01K2
A07R484	315-0102-00			RES,FXD,FILM:1K OHM,5%,0.25W	57668	NTR25JE01K0
A07R485	315-0152-00	B010100	B079999	RES,FXD,FILM:1.5K OHM,5%,0.25W	57668	NTR25J-E01K5
A07R485	308-0399-01	B080000		RES,FXD,WW:10 OHM,5%,5W	91637	CW510OHMS% BULK
A07R487	315-0152-00	B080000		RES,FXD,FILM:1.5K OHM,5%,0.25W	57668	NTR25J-E01K5
A07R488	315-0241-00	B080000		RES,FXD,FILM:240 OHM,5%,0.25W	19701	5043CX240R0J
A07RT271	307-0751-00	B080000		RES,THERMAL:20K OHM,5%	56866	QTMC-19J
A07RT311	307-0350-00			RES,THERMAL:7.5 OHM,10%,3.9%/DEG C	80009	307-0350-00
A07RV111	307-0663-00	B010100	B079999	RES,V SENSITIVE:330 V,0.25 W	03508	V250LA4
A07RV221	307-0415-00	B010100	B079999	RES,V SENSITIVE:DISC	03508	V130LA10A
A07RV221	307-0663-00	B080000		RES,V SENSITIVE:330 V,0.25 W	03508	V250LA4
A07RV224	307-0415-00	B080000		RES,V SENSITIVE:DISC	03508	V130LA10A
A07RV401	307-0415-00	B080000		RES,V SENSITIVE:DISC	03508	V130LA10A
A07RV411	307-0415-00	B010100	B079999	RES,V SENSITIVE:DISC	03508	V130LA10A
A07S100	260-2116-01			SWITCH,SLIDE:DPDT,10A,125VAC,POWER	22753	SE1022SDCEPBLORA
A07S401	260-2116-00			SWITCH,SLIDE:DPDT,10A,125VAC,LINE SEL	22753	SE1022SCCEPRHKRA
A07T111	120-1507-00			TRANSFORMER,RF:TOROID	80009	120-1507-00
A07T141	120-1354-00			XFMR,PWR,STPON:TRIGGER,LF	80009	120-1354-00
A07T211	120-1460-00			TRANSFORMER,RF:COMMON MODE	80009	120-1460-00
A07T241	120-1438-00			XFMR,PWR,STPON:CONVERTER HIGH FREQUENCY	80009	120-1438-00
A07T261	120-1266-00			TRANSFORMER,RF:TOROID	80009	120-1266-00
A07T431	120-1415-00			TRANSFORMER,RF:HF DRIVER,CONVERTER	80009	120-1415-00
A07T432	120-0747-00			XFMR,TOROID:	TK1345	120-0747-00
A07TP161	214-0579-00			TERM,TEST POINT:BRS CD PL	80009	214-0579-00
A07TP162	214-0579-00			TERM,TEST POINT:BRS CD PL	80009	214-0579-00
A07TP171	214-0579-00			TERM,TEST POINT:BRS CD PL	80009	214-0579-00
A07TP172	214-0579-00			TERM,TEST POINT:BRS CD PL	80009	214-0579-00
A07TP173	214-0579-00			TERM,TEST POINT:BRS CD PL	80009	214-0579-00
A07TP181	214-0579-00			TERM,TEST POINT:BRS CD PL	80009	214-0579-00
A07TP182	214-0579-00			TERM,TEST POINT:BRS CD PL	80009	214-0579-00
A07TP183	214-0579-00			TERM,TEST POINT:BRS CD PL	80009	214-0579-00
A07TP184	214-0579-00			TERM,TEST POINT:BRS CD PL	80009	214-0579-00
A07TP185	214-0579-00			TERM,TEST POINT:BRS CD PL	80009	214-0579-00
A07TP411	214-0579-00			TERM,TEST POINT:BRS CD PL	80009	214-0579-00
A07TP421	214-0579-00			TERM,TEST POINT:BRS CD PL	80009	214-0579-00
A07TP422	214-0579-00			TERM,TEST POINT:BRS CD PL	80009	214-0579-00
A07U181	156-1264-00			MICROCKT,LINEAR:VOLTAGE REGULATOR	27014	LM79M12CPTB
A07U275	156-0495-00	B080000		MICROCKT,LINEAR:OPNL AMPL	01295	LM324N
A07U371	156-1261-00			MICROCKT,LINEAR:VOLTAGE REGULATOR	04713	MC78L15ACP
A07U372	156-1585-00	B010100	B079999	MICROCKT,LINEAR:RGLT PULSE WIDTH MOD,SCRN	12969	UC80054
A07U375	156-1585-02	B080000		MICROCKT,DGTL:SWITCHING RGLTR,1% VREF,SCRN	12969	UC3526N
A07U381	156-1225-01	B010100	B079999	MICROCKT,LINEAR:DUAL COMPARATOR,SCREENED	01295	LM393P3
A07U385	156-1225-01	B080000		MICROCKT,LINEAR:DUAL COMPARATOR,SCREENED	01295	LM393P3
A07U471	156-0846-00			MICROCKT,LINEAR:VOLTAGE RGRTR	01295	UA7905CKC
A07U472	156-0285-02	B010100	B079999	MICROCKT,LINEAR:VOLTAGE RGLTR	04713	LM340T-12
A07U472	156-1161-00	B080000		MICROCKT,LINEAR:VOLTAGE REGULATOR,POS,ADJ	12969	UC317T
A07U481	156-0285-02			MICROCKT,LINEAR:VOLTAGE RGLTR	04713	LM340T-12

Replaceable Electrical Parts  
1240 Service Vol.11

Component No.	Tektronix Part No.	Serial/Assembly No. Effective	Dscont	Name & Description	Mfr. Code	Mfr. Part No.
A07VR271	152-0175-00			SEMICON DVC,DI:ZEN,SI,5.6V,5%,0.5W,DO-7	14552	T03810976
A07VR375	152-0217-00	B080000		SEMICON DVC,DI:ZEN,SI,8.2V,5%,0.4W,DO-7	04713	SZG20
A07VR481	153-0058-00			SEMICON DVC,DI:SELECTED	04713	SZG231-1
A07VR489	152-0760-00	B080000		SEMICON DVC,DI:ZEN,SI,6.2V,2%,400MW,DO-35	04713	SZG30205
A07W301	196-1157-00	B010100	8091209	LEAD,ELECTRICAL:18 AWG,9.0 L,5-4	80009	196-1157-00
A07W301	196-1157-01	B091210		LEAD,ELECTRICAL:18 AWG,5.5 L,5-4	TK1386	ORDER BY DESC
A07W421	195-0965-00	B010100	8079999	LEAD,ELECTRICAL:26 AWG,1.5 L,9-2	80009	195-0965-00
A07W421	195-1033-00	B080000		LEAD,ELECTRICAL:26 AWG,2.0 L,9-2	80009	195-1033-00
A07W432	175-3114-00			WIRE,ELECTRICAL:STRD,18 AWG,GRAY,PVC	80009	175-3114-00
A08	670-7528-01	B010100	B030300	CIRCUIT BD ASSY:INTFC	80009	670-7528-01
A08	670-7528-02	B030301	B040744	CIRCUIT BD ASSY:INTFC	80009	670-7528-02
A08	670-7528-03	B040745	B069999	CIRCUIT BD ASSY:INTFC	80009	670-7528-03
A08	670-7528-04	B070000	B079999	CIRCUIT BD ASSY:INTERFACE	80009	670-7528-04
A08	670-7528-05	B080000	B080558	CIRCUIT BD ASSY:INTERFACE	80009	670-7528-05
A08	670-7528-06	B080559	B091330	CIRCUIT BD ASSY:INTERFACE	80009	670-7528-06
A08	670-7528-07	B091331		CIRCUIT BD ASSY:INTERFACE	80009	670-7528-07
A08C100	283-0422-00	B030301		CAP,FXD,CER DI:0.047UF,+80-20%,50V	04222	MD015E473ZAA
A08C110	283-0422-00			CAP,FXD,CER DI:0.047UF,+80-20%,50V	04222	MD015E473ZAA
A08C122	283-0422-00			CAP,FXD,CER DI:0.047UF,+80-20%,50V	04222	MD015E473ZAA
A08C130	283-0422-00			CAP,FXD,CER DI:0.047UF,+80-20%,50V	04222	MD015E473ZAA
A08C140	283-0422-00			CAP,FXD,CER DI:0.047UF,+80-20%,50V	04222	MD015E473ZAA
A08C200	283-0422-00	B010100	B030300	CAP,FXD,CER DI:0.047UF,+80-20%,50V	04222	MD015E473ZAA
A08C300	283-0422-00			CAP,FXD,CER DI:0.047UF,+80-20%,50V	04222	MD015E473ZAA
A08C310	283-0422-00			CAP,FXD,CER DI:0.047UF,+80-20%,50V	04222	MD015E473ZAA
A08C320	283-0422-00	B030301		CAP,FXD,CER DI:0.047UF,+80-20%,50V	04222	MD015E473ZAA
A08C325	283-0422-00	B030301		CAP,FXD,CER DI:0.047UF,+80-20%,50V	04222	MD015E473ZAA
A08C330	283-0422-00	B030301		CAP,FXD,CER DI:0.047UF,+80-20%,50V	04222	MD015E473ZAA
A08C335	283-0422-00	B030301		CAP,FXD,CER DI:0.047UF,+80-20%,50V	04222	MD015E473ZAA
A08C340	283-0422-00	B030301		CAP,FXD,CER DI:0.047UF,+80-20%,50V	04222	MD015E473ZAA
A08C345	283-0422-00	B030301		CAP,FXD,CER DI:0.047UF,+80-20%,50V	04222	MD015E473ZAA
A08C500	283-0422-00			CAP,FXD,CER DI:0.047UF,+80-20%,50V	04222	MD015E473ZAA
A08C510	283-0422-00			CAP,FXD,CER DI:0.047UF,+80-20%,50V	04222	MD015E473ZAA
A08C520	283-0422-00	B030301		CAP,FXD,CER DI:0.047UF,+80-20%,50V	04222	MD015E473ZAA
A08C530	283-0422-00	B030301		CAP,FXD,CER DI:0.047UF,+80-20%,50V	04222	MD015E473ZAA
A08C540	283-0422-00	B030301		CAP,FXD,CER DI:0.047UF,+80-20%,50V	04222	MD015E473ZAA
A08C620	283-0422-00	B030301		CAP,FXD,CER DI:0.047UF,+80-20%,50V	04222	MD015E473ZAA
A08C630	283-0422-00	B030301		CAP,FXD,CER DI:0.047UF,+80-20%,50V	04222	MD015E473ZAA
A08C640	283-0422-00	B030301		CAP,FXD,CER DI:0.047UF,+80-20%,50V	04222	MD015E473ZAA
A08C700	283-0422-00			CAP,FXD,CER DI:0.047UF,+80-20%,50V	04222	MD015E473ZAA
A08C730	283-0422-00	B030301		CAP,FXD,CER DI:0.047UF,+80-20%,50V	04222	MD015E473ZAA
A08C810	283-0422-00	B030301		CAP,FXD,CER DI:0.047UF,+80-20%,50V	04222	MD015E473ZAA
A08C850	283-0422-00	B030301		CAP,FXD,CER DI:0.047UF,+80-20%,50V	04222	MD015E473ZAA
A08F150	159-0169-00	B030301		FUSE,THERMAL:15A,1200V,104 DEG C	27012	4218A1
A08J150	131-2570-01			CONN,RCPT,ELEC:CKT BD,50/100 CONT,FEMALE	05574	3VH50/1JNK12(000
A08J250	131-2570-01			CONN,RCPT,ELEC:CKT BD,50/100 CONT,FEMALE	05574	3VH50/1JNK12(000
A08J350	131-2570-01			CONN,RCPT,ELEC:CKT BD,50/100 CONT,FEMALE	05574	3VH50/1JNK12(000
A08J450	131-2570-01			CONN,RCPT,ELEC:CKT BD,50/100 CONT,FEMALE	05574	3VH50/1JNK12(000
A08J550	131-2570-01			CONN,RCPT,ELEC:CKT BD,50/100 CONT,FEMALE	05574	3VH50/1JNK12(000
A08J630	131-2401-00			CONN,RCPT,ELEC:2 X 25,MALE	TK1483	082-2543-SD10
A08J650	131-2570-01			CONN,RCPT,ELEC:CKT BD,50/100 CONT,FEMALE	05574	3VH50/1JNK12(000
A08J658	131-1857-00			TERM SET,PIN:36/0.025 SQ PIN,ON 0.1 CTRS	TK1483	082-3643-SS10
A08J746	131-2401-00			CONN,RCPT,ELEC:2 X 25,MALE	TK1483	082-2543-SD10
A08J750	131-2570-01			CONN,RCPT,ELEC:CKT BD,50/100 CONT,FEMALE	05574	3VH50/1JNK12(000
A08J850	131-2570-01			CONN,RCPT,ELEC:CKT BD,50/100 CONT,FEMALE	05574	3VH50/1JNK12(000
A08R200	307-0546-00	B010100	B030300	RES NTWK,FXD,FI:5,750HM,5%,0.15 W	11236	750/770-61-R75
A08R205	307-0546-00	B010100	B030300	RES NTWK,FXD,FI:5,750HM,5%,0.15 W	11236	750/770-61-R75
A08R205	307-0545-00	B030301		RES NTWK,FXD,FI:9,75 OHM,5%,0.15W	57924	4310R-101-750
A08R222	307-0489-00			RES NTWK,FXD,FI:7,100 OHM,20%,1.0W	11236	750-81-R100



Component No.	Tektronix		Serial/Assembly No.		Name & Description	Mfr.	
	Part No.	Effective	Discont	Code		Mfr. Part No.	
A08R230	307-0489-00				RES NTWK,FXD,FI:7,100 OHM,20%,1.0W	11236	750-81-R100
A08R238	307-0489-00				RES NTWK,FXD,FI:7,100 OHM,20%,1.0W	11236	750-81-R100
A08R251	307-0546-00	B010100	B030300		RES NTWK,FXD,FI:5,750HM,5%,0.15 W	11236	750/770-61-R75
A08R310	307-0501-00	B010100	B030300		RES NTWK,FXD,FI:(5) 50 OHM,5%,0.125W	57924	4306R-101-500
A08R310	307-0545-00	B030301			RES NTWK,FXD,FI:9,75 OHM,5%,0.15W	57924	4310R-101-750
A08R350	307-0546-00	B010100	B030300		RES NTWK,FXD,FI:5,750HM,5%,0.15 W	11236	750/770-61-R75
A08R410	307-0501-00	B030301	B040744		RES NTWK,FXD,FI:(5) 50 OHM,5%,0.125W	57924	4306R-101-500
A08R410	307-0493-00	B040745	B080558		RES NTWK,FXD,FI:(7) 50 OHM,5%,0.125W	11236	750-81-R50 OHM
A08R410	307-0501-00	B080559			RES NTWK,FXD,FI:(5) 50 OHM,5%,0.125W	57924	4306R-101-500
A08R500	307-0546-00	B010100	B030300		RES NTWK,FXD,FI:5,750HM,5%,0.15 W	11236	750/770-61-R75
A08R510	307-0501-00	B010100	B030300		RES NTWK,FXD,FI:(5) 50 OHM,5%,0.125W	57924	4306R-101-500
A08R510	307-0640-00	B030301	B040744		RES NTWK,FXD,FI:9,50 OHM,5%,0.125 W	11236	750-101-R50
A08R510	307-0587-00	B040745			RES NTWK,FXD,FI:(7)68 OHM,20%,0.125W	11236	750-81-R68 OHM
A08R511	307-0587-00	B080559			RES NTWK,FXD,FI:(7)68 OHM,20%,0.125W	11236	750-81-R68 OHM
A08R610	307-0501-00	B010100	B030300		RES NTWK,FXD,FI:(5) 50 OHM,5%,0.125W	57924	4306R-101-500
A08R610	307-0545-00	B030301			RES NTWK,FXD,FI:9,75 OHM,5%,0.15W	57924	4310R-101-750
A08R700	307-0546-00	B010100	B030300		RES NTWK,FXD,FI:5,750HM,5%,0.15 W	11236	750/770-61-R75
A08U200	156-1682-00	B030301			MICROCKT,DGTL:DUAL 4-5 INPUT OR/NOR GATE	04713	MC10H109LD
A08U300	156-1682-00				MICROCKT,DGTL:DUAL 4-5 INPUT OR/NOR GATE	04713	MC10H109LD
A08U500	156-1682-00				MICROCKT,DGTL:DUAL 4-5 INPUT OR/NOR GATE	04713	MC10H109LD
A08W100	131-2977-00	B010100	B069999		HDR,FLEXSTRIP:	80009	131-2977-00
A08W100	175-9256-00	B070000	B091330		CA ASSY,SP,ELEC:10,22 AWG,12.0 L,RIBBON	87473	ORDER BY DESC
A08W100	175-9256-01	B091331			CA ASSY,SP,ELEC:10,22 AWG,9.5 L,RIBBON	TK1549	175-9256-01
A08W110	131-2977-00	B010100	B069999		HDR,FLEXSTRIP:	80009	131-2977-00
A08W110	175-9256-00	B070000	B091330		CA ASSY,SP,ELEC:10,22 AWG,12.0 L,RIBBON	87473	ORDER BY DESC
A08W110	175-9256-01	B091331			CA ASSY,SP,ELEC:10,22 AWG,9.5 L,RIBBON	TK1549	175-9256-01
A08W120	131-2977-00	B010100	B069999		HDR,FLEXSTRIP:	80009	131-2977-00
A08W120	175-9256-00	B070000	B091330		CA ASSY,SP,ELEC:10,22 AWG,12.0 L,RIBBON	87473	ORDER BY DESC
A08W120	175-9256-01	B091331			CA ASSY,SP,ELEC:10,22 AWG,9.5 L,RIBBON	TK1549	175-9256-01
A08W130	131-2977-00	B010100	B069999		HDR,FLEXSTRIP:	80009	131-2977-00
A08W130	175-9256-00	B070000	B091330		CA ASSY,SP,ELEC:10,22 AWG,12.0 L,RIBBON	87473	ORDER BY DESC
A08W130	175-9256-01	B091331			CA ASSY,SP,ELEC:10,22 AWG,9.5 L,RIBBON	TK1549	175-9256-01
A09	670-7527-01	B010100	B049999		CIRCUIT BD ASSY:CONTROL PROCESSOR	80009	670-7527-01
A09	670-7527-02	B050000	B079999		CIRCUIT BD ASSY:CONTROL PROCESSOR	80009	670-7527-02
A09	670-7527-03	B080000	B089999		CIRCUIT BD ASSY:CONTROL PROCESSOR	80009	670-7527-03
A09	670-7527-04	B090000			CIRCUIT BD ASSY:CONTROL PROCESSOR	80009	670-7527-04
A09BT150	146-0041-00	B010100	B091378		BATTERY,DRY:SAFETY CONTROLLED	00681	3440LP
A09BT150	146-0041-01	B091379			BATTERY,DRY:SAFETY CONTROLLED	80009	146-0041-01
A09C105	283-0422-00				CAP,FXD,CER DI:0.047UF,+80-20%,50V	04222	MD015E473ZAA
A09C110	283-0422-00				CAP,FXD,CER DI:0.047UF,+80-20%,50V	04222	MD015E473ZAA
A09C115	283-0422-00				CAP,FXD,CER DI:0.047UF,+80-20%,50V	04222	MD015E473ZAA
A09C120	283-0422-00				CAP,FXD,CER DI:0.047UF,+80-20%,50V	04222	MD015E473ZAA
A09C125	283-0422-00				CAP,FXD,CER DI:0.047UF,+80-20%,50V	04222	MD015E473ZAA
A09C130	283-0422-00				CAP,FXD,CER DI:0.047UF,+80-20%,50V	04222	MD015E473ZAA
A09C135	283-0422-00				CAP,FXD,CER DI:0.047UF,+80-20%,50V	04222	MD015E473ZAA
A09C140	283-0422-00				CAP,FXD,CER DI:0.047UF,+80-20%,50V	04222	MD015E473ZAA
A09C145	290-0367-00				CAP,FXD,ELCTL:70UF,20%,6V NONPOLARIZED	56289	30D1802
A09C160	283-0422-00				CAP,FXD,CER DI:0.047UF,+80-20%,50V	04222	MD015E473ZAA
A09C167	283-0422-00				CAP,FXD,CER DI:0.047UF,+80-20%,50V	04222	MD015E473ZAA
A09C200	283-0422-00				CAP,FXD,CER DI:0.047UF,+80-20%,50V	04222	MD015E473ZAA
A09C207	283-0422-00				CAP,FXD,CER DI:0.047UF,+80-20%,50V	04222	MD015E473ZAA
A09C214	283-0422-00				CAP,FXD,CER DI:0.047UF,+80-20%,50V	04222	MD015E473ZAA
A09C217	283-0422-00				CAP,FXD,CER DI:0.047UF,+80-20%,50V	04222	MD015E473ZAA
A09C220	283-0422-00				CAP,FXD,CER DI:0.047UF,+80-20%,50V	04222	MD015E473ZAA
A09C224	283-0422-00				CAP,FXD,CER DI:0.047UF,+80-20%,50V	04222	MD015E473ZAA
A09C236	283-0422-00				CAP,FXD,CER DI:0.047UF,+80-20%,50V	04222	MD015E473ZAA
A09C243	283-0422-00				CAP,FXD,CER DI:0.047UF,+80-20%,50V	04222	MD015E473ZAA
A09C248	283-0422-00				CAP,FXD,CER DI:0.047UF,+80-20%,50V	04222	MD015E473ZAA

Replaceable Electrical Parts  
1240 Service Vol.11

Component No.	Tektronix Part No.	Serial/Assembly No. Effective	Discont	Name & Description	Mfr. Code	Mfr. Part No.
A09C252	283-0422-00			CAP,FXD,CER DI:0.047UF,+80-20%,50V	04222	MD015E473ZAA
A09C257	283-0422-00			CAP,FXD,CER DI:0.047UF,+80-20%,50V	04222	MD015E473ZAA
A09C267	283-0422-00			CAP,FXD,CER DI:0.047UF,+80-20%,50V	04222	MD015E473ZAA
A09C330	283-0422-00			CAP,FXD,CER DI:0.047UF,+80-20%,50V	04222	MD015E473ZAA
A09C333	283-0423-00			CAP,FXD,CER DI:0.22UF,+80-20%,50V	04222	MD015E224ZAA
A09C336	283-0423-00			CAP,FXD,CER DI:0.22UF,+80-20%,50V	04222	MD015E224ZAA
A09C339	283-0423-00			CAP,FXD,CER DI:0.22UF,+80-20%,50V	04222	MD015E224ZAA
A09C343	283-0423-00			CAP,FXD,CER DI:0.22UF,+80-20%,50V	04222	MD015E224ZAA
A09C351	283-0422-00			CAP,FXD,CER DI:0.047UF,+80-20%,50V	04222	MD015E473ZAA
A09C357	283-0422-00			CAP,FXD,CER DI:0.047UF,+80-20%,50V	04222	MD015E473ZAA
A09C425	283-0422-00			CAP,FXD,CER DI:0.047UF,+80-20%,50V	04222	MD015E473ZAA
A09C433	283-0422-00			CAP,FXD,CER DI:0.047UF,+80-20%,50V	04222	MD015E473ZAA
A09C436	283-0422-00			CAP,FXD,CER DI:0.047UF,+80-20%,50V	04222	MD015E473ZAA
A09C439	283-0422-00			CAP,FXD,CER DI:0.047UF,+80-20%,50V	04222	MD015E473ZAA
A09C443	283-0422-00			CAP,FXD,CER DI:0.047UF,+80-20%,50V	04222	MD015E473ZAA
A09C467	283-0422-00			CAP,FXD,CER DI:0.047UF,+80-20%,50V	04222	MD015E473ZAA
A09CR138	152-0075-00			SEMICONDC DVC,DI:SW,GE,22V,80MM,DO-7	14433	G866
A09DS321	150-1061-00			LT EMITTING DIO:RED,660NM,50MA MAX	50434	HLMP-1301
A09DS322	150-1061-00			LT EMITTING DIO:RED,660NM,50MA MAX	50434	HLMP-1301
A09DS323	150-1061-00			LT EMITTING DIO:RED,660NM,50MA MAX	50434	HLMP-1301
A09DS324	150-1061-00			LT EMITTING DIO:RED,660NM,50MA MAX	50434	HLMP-1301
A09DS421	150-1061-00			LT EMITTING DIO:RED,660NM,50MA MAX	50434	HLMP-1301
A09DS422	150-1061-00			LT EMITTING DIO:RED,660NM,50MA MAX	50434	HLMP-1301
A09Q140	151-0190-00			TRANSISTOR:NPN,SI,TO-92	80009	151-0190-00
A09Q141	151-0188-00			TRANSISTOR:PNP,SI,TO-92	80009	151-0188-00
A09Q219	151-0188-00			TRANSISTOR:PNP,SI,TO-92	80009	151-0188-00
A09Q221	151-0190-00			TRANSISTOR:NPN,SI,TO-92	80009	151-0190-00
A09R138	315-0103-00			RES,FXD,FILM:10K OHM,5%,0.25W	19701	5043CX10K00J
A09R139	315-0511-00			RES,FXD,FILM:510 OHM,5%,0.25W	19701	5043CX510R0J
A09R140	321-0290-00			RES,FXD,FILM:10.2K OHM,1%,0.125W,TC=TO	19701	5043ED10K20F
A09R141	321-0292-00			RES,FXD,FILM:10.7K OHM,1%,0.125W,TC=TO	07716	CEAD10701F
A09R142	315-0103-00			RES,FXD,FILM:10K OHM,5%,0.25W	19701	5043CX10K00J
A09R145	315-0201-00			RES,FXD,FILM:200 OHM,5%,0.25W	57668	NTR25J-E200E
A09R201	315-0101-00			RES,FXD,FILM:100 OHM,5%,0.25W	57668	NTR25J-E 100E
A09R207	315-0101-00			RES,FXD,FILM:100 OHM,5%,0.25W	57668	NTR25J-E 100E
A09R212	307-0446-00			RES NTWK,FXD,FI:10K OHM,20%,(9)RES	11236	750-101-R10K
A09R214	315-0102-00			RES,FXD,FILM:1K OHM,5%,0.25W	57668	NTR25JE01K0
A09R217	315-0332-00	B010100	B079999	RES,FXD,FILM:3.3K OHM,5%,0.25W	57668	NTR25J-E03K3
A09R217	315-0101-00	B080000		RES,FXD,FILM:100 OHM,5%,0.25W	57668	NTR25J-E 100E
A09R223	315-0102-00			RES,FXD,FILM:1K OHM,5%,0.25W	57668	NTR25JE01K0
A09R228	315-0681-00			RES,FXD,FILM:680 OHM,5%,0.25W	57668	NTR25J-E680E
A09R239	315-0471-00			RES,FXD,FILM:470 OHM,5%,0.25W	57668	NTR25J-E470E
A09R246	315-0103-00			RES,FXD,FILM:10K OHM,5%,0.25W	19701	5043CX10K00J
A09R248	315-0101-00			RES,FXD,FILM:100 OHM,5%,0.25W	57668	NTR25J-E 100E
A09R249	315-0511-00			RES,FXD,FILM:510 OHM,5%,0.25W	19701	5043CX510R0J
A09R250	315-0101-00			RES,FXD,FILM:100 OHM,5%,0.25W	57668	NTR25J-E 100E
A09R251	315-0101-00			RES,FXD,FILM:100 OHM,5%,0.25W	57668	NTR25J-E 100E
A09R252	315-0101-00			RES,FXD,FILM:100 OHM,5%,0.25W	57668	NTR25J-E 100E
A09R253	315-0511-00			RES,FXD,FILM:510 OHM,5%,0.25W	19701	5043CX510R0J
A09R361	315-0101-00			RES,FXD,FILM:100 OHM,5%,0.25W	57668	NTR25J-E 100E
A09R363	315-0102-00			RES,FXD,FILM:1K OHM,5%,0.25W	57668	NTR25JE01K0
A09R422	307-0503-00			RES NTWK,FXD,FI:(9) 510 OHM,20%,0.125W	11236	750-101-R510
A09R423	315-0102-00			RES,FXD,FILM:1K OHM,5%,0.25W	57668	NTR25JE01K0
A09R446	315-0101-00			RES,FXD,FILM:100 OHM,5%,0.25W	57668	NTR25J-E 100E
A09R449	307-0446-00			RES NTWK,FXD,FI:10K OHM,20%,(9)RES	11236	750-101-R10K
A09R459	307-0446-00			RES NTWK,FXD,FI:10K OHM,20%,(9)RES	11236	750-101-R10K
A09R461	307-1137-00			RES NTWK,FXD,FI:8,0.005 OHM,+150-50%,0.125W	00779	435704-8
A09R467	315-0103-00			RES,FXD,FILM:10K OHM,5%,0.25W	19701	5043CX10K00J

Component No.	Tektronix Part No.	Serial/Assembly No. Effective	Dscont	Name & Description	Mfr. Code	Mfr. Part No.
A09U105	160-1575-01	B010100	8049999	MICROCKT,DGTL:16384 X 8 EPROM,PRGM	80009	160-1575-01
A09U105	160-1575-02	B050000	8089999	MICROCKT,DGTL:16384 X 8 EPROM,PRGM	80009	160-1575-02
A09U105	160-1575-03	B090000		MICROCKT,DGTL:16384 X 8 EPROM,PRGM	80009	160-1575-03
A09U110	160-1576-01	B010100	8049999	MICROCKT,DGTL:16384 X 8 EPROM,PRGM	80009	160-1576-01
A09U110	160-1576-02	B050000	8089999	MICROCKT,DGTL:16384 X 8 EPROM,PRGM	80009	160-1576-02
A09U110	160-1576-03	B090000		MICROCKT,DGTL:16384 X 8 EPROM,PRGM	80009	160-1576-03
A09U115	160-1577-01	B010100	8049999	MICROCKT,DGTL:16384 X 8 EPROM,PRGM	80009	160-1577-01
A09U115	160-1577-02	B050000	8089999	MICROCKT,DGTL:16384 X 8 EPROM,PRGM	80009	160-1577-02
A09U115	160-1577-03	B090000		MICROCKT,DGTL:16384 X 8 EPROM,PRGM	80009	160-1577-03
A09U120	160-1578-01	B010100	8049999	MICROCKT,DGTL:16384 X 8 EPROM,PRGM	80009	160-1578-01
A09U120	160-1578-02	B050000	8089999	MICROCKT,DGTL:16384 X 8 EPROM,PRGM	80009	160-1578-02
A09U120	160-1578-03	B090000		MICROCKT,DGTL:16384 X 8 EPROM,PRGM	80009	160-1578-03
A09U125	160-1579-01	B010100	8049999	MICROCKT,DGTL:16384 X 8 EPROM,PRGM	80009	160-1579-01
A09U125	160-1579-02	B050000		MICROCKT,DGTL:16384 X 8 EPROM,PRGM	80009	160-1579-02
A09U130	160-1580-01	B010100	8049999	MICROCKT,DGTL:16384 X 8 EPROM,PRGM	80009	160-1580-01
A09U130	160-1580-02	B050000	8089999	MICROCKT,DGTL:16384 X 8 EPROM,PRGM	80009	160-1580-02
A09U130	160-1580-03	B090000		MICROCKT,DGTL:16384 X 8 EPROM,PRGM	80009	160-1580-03
A09U135	160-1581-01	B010100	8049999	MICROCKT,DGTL:16384 X 8 EPROM,PRGM	80009	160-1581-01
A09U135	160-1581-02	B050000	8079999	MICROCKT,DGTL:16384 X 8 EPROM,PRGM	80009	160-1581-02
A09U135	160-1581-03	B080000	8089999	MICROCKT,DGTL:16384 X 8 EPROM,PRGM	80009	160-1581-03
A09U135	160-1581-04	B090000		MICROCKT,DGTL:16384 X 8 EPROM,PRGM	80009	160-1581-04
A09U140	156-1225-01	B010100	8049999	MICROCKT,LINER:DUAL COMPARATOR,SCREENED	01295	LM393P3
A09U156	156-0956-02	B050000		MICROCKT,DGTL:OCTAL BFR W/3 STATE OUT,SCRN	01295	SN74LS244NP3
A09U160	156-0956-02			MICROCKT,DGTL:OCTAL BFR W/3 STATE OUT,SCRN	01295	SN74LS244NP3
A09U164	156-0422-02			MICROCKT,DGTL:UP/DOWN SYN BINARY CNTR,SCRN	18324	N74LS191NB
A09U201	156-0530-02			MICROCKT,DGTL:QUAD 2-INP MUX,SCRN	01295	SN74LS157NP3
A09U204	156-0956-02			MICROCKT,DGTL:OCTAL BFR W/3 STATE OUT,SCRN	01295	SN74LS244NP3
A09U207	156-0956-02			MICROCKT,DGTL:OCTAL BFR W/3 STATE OUT,SCRN	01295	SN74LS244NP3
A09U211	156-1111-02			MICROCKT,DGTL:OCTAL BUS XCVR W/3 STATE OUT	01295	SN74LS245N3
A09U214	156-0541-02			MICROCKT,DGTL:DUAL 2-TO 4-LINE DCDR/DEMUX	04713	SN74LS139NDS
A09U217	156-0956-02			MICROCKT,DGTL:OCTAL BFR W/3 STATE OUT,SCRN	01295	SN74LS244NP3
A09U220	156-0865-02			MICROCKT,DGTL:OCTAL D FF W/CLEAR,SCRN	01295	SN74LS273NP3
A09U224	160-1582-02	B010100	8089999	MICROCKT,DGTL:16384 X 8 EPROM,PRGM	80009	160-1582-02
A09U224	160-1582-03	B090000		MICROCKT,DGTL:16384 X 8 EPROM,PRGM	80009	160-1582-03
A09U229	156-1632-00			MICROCKT,DGTL:CMOS,2048 X 8 SRAM	TK1015	HM6116LP-4
A09U233	156-0541-02			MICROCKT,DGTL:DUAL 2-TO 4-LINE DCDR/DEMUX	04713	SN74LS139NDS
A09U236	156-0382-02			MICROCKT,DGTL:QUAD 2 INP NAND GATE BURN	18324	N74LS00NB
A09U239	156-1065-01			MICROCKT,DGTL:OCTAL D TYPE TRANS LATCHES	04713	SN74LS373 ND/JD
A09U243	156-0180-04			MICROCKT,DGTL:QUAD 2 INP NAND GATE,	18324	N74S00(NB OR FB)
A09U246	156-1428-02			MICROCKT,DGTL:CLOCK GEN & DRIVER,SCRN	34649	D8284A
A09U254	156-0323-02			MICROCKT,DGTL:HEX INVERTER,BURN-IN	18324	N74S04(NB OR FB)
A09U255	156-0693-02			MICROCKT,DGTL:DUAL 2 TO 4 LINE DCDR/DEMUX	01295	SN74S139NP3
A09U257	156-0739-02			MICROCKT,DGTL:QUAD 2 INP OR GATE,SCREENED	18324	N74S32(NB OR FB)
A09U258	156-0478-02			MICROCKT,DGTL:DUAL 4-INP & GATE,SCRN	01295	SN74LS21NP3
A09U261	156-0422-02			MICROCKT,DGTL:UP/DOWN SYN BINARY CNTR,SCRN	18324	N74LS191NB
A09U262	156-0469-02			MICROCKT,DGTL:3/8 LINE DCDR,SCRN	01295	SN74LS138NP3
A09U264	156-0422-02			MICROCKT,DGTL:UP/DOWN SYN BINARY CNTR,SCRN	18324	N74LS191NB
A09U267	156-0422-02			MICROCKT,DGTL:UP/DOWN SYN BINARY CNTR,SCRN	18324	N74LS191NB
A09U325	156-0331-03			MICROCKT,DGTL:DUAL D TYPE POSITIVE EDGE	01295	SN74S74NP3
A09U329	156-1697-00			MICROCKT,DGTL:STTL,64K DRAM CONTROLLER	80009	156-1697-00
A09U333	156-1626-00			MICROCKT,DGTL:NMOS,65536 X 1 DRAM	33297	UPD4164C-2
A09U336	156-1626-00			MICROCKT,DGTL:NMOS,65536 X 1 DRAM	33297	UPD4164C-2
A09U339	156-1626-00			MICROCKT,DGTL:NMOS,65536 X 1 DRAM	33297	UPD4164C-2
A09U343	156-1626-00			MICROCKT,DGTL:NMOS,65536 X 1 DRAM	33297	UPD4164C-2
A09U347	156-1609-00			MICROCKT,DGTL:HMOS,8 BIT MICROPROCESSOR	34649	D8088PC
A09U351	156-1065-01			MICROCKT,DGTL:OCTAL D TYPE TRANS LATCHES	04713	SN74LS373 ND/JD
A09U354	156-1318-00			MICROCKT,DGTL:LS TTL,4-BIT BISTABLE LATCH	01295	SN74LS375NP3
A09U357	156-0541-02			MICROCKT,DGTL:DUAL 2-TO 4-LINE DCDR/DEMUX	04713	SN74LS139NDS

Replaceable Electrical Parts  
1240 Service Vol.11

Component No.	Tektronix Part No.	Serial/Assembly No. Effective	Discont	Name & Description	Mfr. Code	Mfr. Part No.
A09U361	156-0459-02			MICROCKT,DGTL:QUAD 2 INPUT & GATE,BURN IN	18324	N74S08(NB OR FB)
A09U364	156-0982-03			MICROCKT,DGTL:OCTAL-D-EDGE TRIG FF,SCRN	01295	SN74LS374N3
A09U367	156-1273-01			MICROCKT,DGTL:8-BIT EQUAL TO COMPTR,SCRN	34335	25LS2521 PCB2
A09U425	156-0331-03			MICROCKT,DGTL:DUAL D TYPE POSITIVE EDGE	01295	SN74S74NP3
A09U433	156-1626-00			MICROCKT,DGTL:NMOS,65536 X 1 DRAM	33297	UPD4164C-2
A09U436	156-1626-00			MICROCKT,DGTL:NMOS,65536 X 1 DRAM	33297	UPD4164C-2
A09U439	156-1626-00			MICROCKT,DGTL:NMOS,65536 X 1 DRAM	33297	UPD4164C-2
A09U443	156-1626-00			MICROCKT,DGTL:NMOS,65536 X 1 DRAM	33297	UPD4164C-2
A09U451	156-1065-01			MICROCKT,DGTL:OCTAL D TYPE TRANS LATCHES	04713	SN74LS373 ND/JD
A09U454	156-0956-02			MICROCKT,DGTL:OCTAL BFR W/3 STATE OUT,SCRN	01295	SN74LS244NP3
A09U457	156-1111-02			MICROCKT,DGTL:OCTAL BUS XCVR W/3 STATE OUT	01295	SN74LS245N3
A09U464	156-0956-02			MICROCKT,DGTL:OCTAL BFR W/3 STATE OUT,SCRN	01295	SN74LS244NP3
A09U467	156-1273-01			MICROCKT,DGTL:8-BIT EQUAL TO COMPTR,SCRN	34335	25LS2521 PCB2
A09VR142	152-0689-00			SEMICON DVC,DI:ZEN,SI,3.9 V,5 %,0.4W,DO-35	04713	1N748A
A09VR217	152-0689-00	8080000		SEMICON DVC,DI:ZEN,SI,3.9 V,5 %,0.4W,DO-35	04713	1N748A
A09Y225	158-0244-00			XTAL UNIT,QTZ:24MHZ 0.01%,SERIES RESONANT	33096	CCAT101405
A09Y250	158-0135-00			XTAL UNIT,QTZ:14.7456 MHZ 0.01%,SERIES	33096	PB-1124
A10	670-7526-00	B010100	B029999	CIRCUIT BD ASSY:I/O PROCESSOR	80009	670-7526-00
A10	670-7526-01	B030000	B030488	CIRCUIT BD ASSY:I/O PROCESSOR	80009	670-7526-01
A10	670-7526-02	B030489	B079999	CIRCUIT BD ASSY:I/O PROCESSOR	80009	670-7526-02
A10	670-7526-03	B080000	B091259	CIRCUIT BD ASSY:I/O PROCESSOR	80009	670-7526-03
A10	670-7526-05	B091260		CIRCUIT BD ASSY:I/O PROCESSOR	80009	670-7526-05
A10C110	283-0422-00			CAP,FXD,CER DI:0.047UF,+80-20%,50V	04222	MD015E473ZAA
A10C115	283-0422-00			CAP,FXD,CER DI:0.047UF,+80-20%,50V	04222	MD015E473ZAA
A10C120	283-0422-00			CAP,FXD,CER DI:0.047UF,+80-20%,50V	04222	MD015E473ZAA
A10C125	283-0422-00			CAP,FXD,CER DI:0.047UF,+80-20%,50V	04222	MD015E473ZAA
A10C130	283-0422-00			CAP,FXD,CER DI:0.047UF,+80-20%,50V	04222	MD015E473ZAA
A10C140	283-0422-00			CAP,FXD,CER DI:0.047UF,+80-20%,50V	04222	MD015E473ZAA
A10C190	283-0422-00			CAP,FXD,CER DI:0.047UF,+80-20%,50V	04222	MD015E473ZAA
A10C195	283-0422-00			CAP,FXD,CER DI:0.047UF,+80-20%,50V	04222	MD015E473ZAA
A10C210	283-0422-00			CAP,FXD,CER DI:0.047UF,+80-20%,50V	04222	MD015E473ZAA
A10C211	285-0862-00			CAP,FXD,PLASTIC:0.001,10%,100V	19396	DJ490/74-28219
A10C213	283-0422-00			CAP,FXD,CER DI:0.047UF,+80-20%,50V	04222	MD015E473ZAA
A10C214	283-0422-00			CAP,FXD,CER DI:0.047UF,+80-20%,50V	04222	MD015E473ZAA
A10C230	283-0422-00			CAP,FXD,CER DI:0.047UF,+80-20%,50V	04222	MD015E473ZAA
A10C235	283-0422-00			CAP,FXD,CER DI:0.047UF,+80-20%,50V	04222	MD015E473ZAA
A10C310	283-0059-00			CAP,FXD,CER DI:1UF,+80-20%,25V	31433	C330C105MR5CA
A10C323	281-0819-00			CAP,FXD,CER DI:33 PF,5%,50V	04222	GC105A330J
A10C331	283-0423-00			CAP,FXD,CER DI:0.22UF,+80-20%,50V	04222	MD015E224ZAA
A10C332	283-0422-00			CAP,FXD,CER DI:0.047UF,+80-20%,50V	04222	MD015E473ZAA
A10C333	283-0422-00			CAP,FXD,CER DI:0.047UF,+80-20%,50V	04222	MD015E473ZAA
A10C334	283-0422-00			CAP,FXD,CER DI:0.047UF,+80-20%,50V	04222	MD015E473ZAA
A10C335	283-0422-00			CAP,FXD,CER DI:0.047UF,+80-20%,50V	04222	MD015E473ZAA
A10C345	283-0422-00			CAP,FXD,CER DI:0.047UF,+80-20%,50V	04222	MD015E473ZAA
A10C350	283-0422-00			CAP,FXD,CER DI:0.047UF,+80-20%,50V	04222	MD015E473ZAA
A10C360	283-0422-00			CAP,FXD,CER DI:0.047UF,+80-20%,50V	04222	MD015E473ZAA
A10C365	283-0422-00			CAP,FXD,CER DI:0.047UF,+80-20%,50V	04222	MD015E473ZAA
A10C370	283-0422-00			CAP,FXD,CER DI:0.047UF,+80-20%,50V	04222	MD015E473ZAA
A10C380	283-0422-00			CAP,FXD,CER DI:0.047UF,+80-20%,50V	04222	MD015E473ZAA
A10C385	283-0422-00			CAP,FXD,CER DI:0.047UF,+80-20%,50V	04222	MD015E473ZAA
A10C395	283-0422-00			CAP,FXD,CER DI:0.047UF,+80-20%,50V	04222	MD015E473ZAA
A10C434	290-0847-00			CAP,FXD,ELCTLT:47UF,+50-20%,10WVDC	55680	TLB1A470MAA2
A10C437	281-0809-00	B091260		CAP,FXD,CER DI:200 PF,5%,100V	04222	MA101A201JAA
A10C465	283-0422-00			CAP,FXD,CER DI:0.047UF,+80-20%,50V	04222	MD015E473ZAA
A10C470	283-0422-00			CAP,FXD,CER DI:0.047UF,+80-20%,50V	04222	MD015E473ZAA
A10C475	283-0422-00			CAP,FXD,CER DI:0.047UF,+80-20%,50V	04222	MD015E473ZAA
A10C480	283-0422-00			CAP,FXD,CER DI:0.047UF,+80-20%,50V	04222	MD015E473ZAA
A10C485	283-0422-00			CAP,FXD,CER DI:0.047UF,+80-20%,50V	04222	MD015E473ZAA

Component No.	Tektronix	Serial/Assembly No.		Name & Description	Mfr.	Mfr. Part No.
	Part No.	Effective	Discnt		Code	
A10C490	283-0422-00			CAP,FXD,CER DI:0.047UF,+80-20%,50V	04222	MD015E473ZAA
A10C495	283-0422-00			CAP,FXD,CER DI:0.047UF,+80-20%,50V	04222	MD015E473ZAA
A10C510	290-0287-00			CAP,FXD,ELCTLT:47UF,20%,25V	56289	30D476X0025CC4
A10C550	283-0422-00			CAP,FXD,CER DI:0.047UF,+80-20%,50V	04222	MD015E473ZAA
A10C560	283-0422-00			CAP,FXD,CER DI:0.047UF,+80-20%,50V	04222	MD015E473ZAA
A10C565	283-0422-00			CAP,FXD,CER DI:0.047UF,+80-20%,50V	04222	MD015E473ZAA
A10C570	283-0422-00			CAP,FXD,CER DI:0.047UF,+80-20%,50V	04222	MD015E473ZAA
A10C575	283-0422-00			CAP,FXD,CER DI:0.047UF,+80-20%,50V	04222	MD015E473ZAA
A10C580	283-0422-00			CAP,FXD,CER DI:0.047UF,+80-20%,50V	04222	MD015E473ZAA
A10C584	283-0422-00			CAP,FXD,CER DI:0.047UF,+80-20%,50V	04222	MD015E473ZAA
A10C590	283-0422-00			CAP,FXD,CER DI:0.047UF,+80-20%,50V	04222	MD015E473ZAA
A10C595	283-0422-00			CAP,FXD,CER DI:0.047UF,+80-20%,50V	04222	MD015E473ZAA
A10C610	290-0287-00			CAP,FXD,ELCTLT:47UF,20%,25V	56289	30D476X0025CC4
A10CR220	152-0075-00			SEMICON DVC,DI:SW,GE,22V,80MM,DO-7	14433	G866
A10CR438	152-0141-02	B080000		SEMICON DVC,DI:SW,SI,30V,150MA,30V,DO-35	03508	DA2527 (1N4152)
A10DS532	150-1061-00			LT EMITTING DIO:RED,660NM,50MA MAX	50434	HLMP-1301
A10DS534	150-1061-00			LT EMITTING DIO:RED,660NM,50MA MAX	50434	HLMP-1301
A10DS536	150-1061-00			LT EMITTING DIO:RED,660NM,50MA MAX	50434	HLMP-1301
A10DS538	150-1061-00			LT EMITTING DIO:RED,660NM,50MA MAX	50434	HLMP-1301
A10L645	108-0520-00			COIL,RF:FIXED,2.2UH	80009	108-0520-00
A10L646	108-0520-00			COIL,RF:FIXED,2.2UH	80009	108-0520-00
A10LS410	119-1388-00			XDCR,AUDIO:0-150V P-P	TK1451	MS-1
A10Q328	151-0188-00			TRANSISTOR:PMP,SI,TO-92	80009	151-0188-00
A10Q423	151-0190-00			TRANSISTOR:NPN,SI,TO-92	80009	151-0190-00
A10Q424	151-0190-00			TRANSISTOR:NPN,SI,TO-92	80009	151-0190-00
A10Q425	151-0190-00			TRANSISTOR:NPN,SI,TO-92	80009	151-0190-00
A10Q426	151-0188-00			TRANSISTOR:PMP,SI,TO-92	80009	151-0188-00
A10Q438	151-0188-00			TRANSISTOR:PMP,SI,TO-92	80009	151-0188-00
A10R110	315-0301-00			RES,FXD,FILM:300 OHM,5%,0.25W	57668	NTR25J-E300E
A10R220	315-0562-00			RES,FXD,FILM:5.6K OHM,5%,0.25W	57668	NTR25J-E05K6
A10R222	315-0103-00			RES,FXD,FILM:10K OHM,5%,0.25W	19701	5043CX10K00J
A10R223	315-0303-00			RES,FXD,FILM:30K OHM,5%,0.25W	19701	5043CX30K00J
A10R226	315-0103-00			RES,FXD,FILM:10K OHM,5%,0.25W	19701	5043CX10K00J
A10R255	315-0102-00			RES,FXD,FILM:1K OHM,5%,0.25W	57668	NTR25JE01K0
A10R275	315-0103-00			RES,FXD,FILM:10K OHM,5%,0.25W	19701	5043CX10K00J
A10R284	315-0103-00			RES,FXD,FILM:10K OHM,5%,0.25W	19701	5043CX10K00J
A10R285	315-0103-00			RES,FXD,FILM:10K OHM,5%,0.25W	19701	5043CX10K00J
A10R295	315-0103-00			RES,FXD,FILM:10K OHM,5%,0.25W	19701	5043CX10K00J
A10R313	315-0102-00			RES,FXD,FILM:1K OHM,5%,0.25W	57668	NTR25JE01K0
A10R314	315-0202-00			RES,FXD,FILM:2K OHM,5%,0.25W	57668	NTR25J-E 2K
A10R315	315-0104-00			RES,FXD,FILM:100K OHM,5%,0.25W	57668	NTR25J-E100K
A10R320	311-1225-00			RES,VAR,NONWV:TRMR,1K OHM,0.5W	32997	3386F-T04-102
A10R321	315-0512-00			RES,FXD,FILM:5.1K OHM,5%,0.25W	57668	NTR25J-E05K1
A10R322	315-0104-00			RES,FXD,FILM:100K OHM,5%,0.25W	57668	NTR25J-E100K
A10R323	315-0122-00			RES,FXD,FILM:1.2K OHM,5%,0.25W	57668	NTR25J-E01K2
A10R324	315-0202-00			RES,FXD,FILM:2K OHM,5%,0.25W	57668	NTR25J-E 2K
A10R325	315-0221-00			RES,FXD,FILM:220 OHM,5%,0.25W	57668	NTR25J-E220E
A10R327	315-0220-00			RES,FXD,FILM:22 OHM,5%,0.25W	19701	5043CX22R00J
A10R328	315-0103-00			RES,FXD,FILM:10K OHM,5%,0.25W	19701	5043CX10K00J
A10R329	315-0513-00			RES,FXD,FILM:51K OHM,5%,0.25W	57668	NTR25J-E51K0
A10R338	321-0305-00			RES,FXD,FILM:14.7K OHM,1%,0.125W,TC=TO	19701	5033ED14K70F
A10R340	315-0101-00			RES,FXD,FILM:100 OHM,5%,0.25W	57668	NTR25J-E 100E
A10R350	315-0101-00			RES,FXD,FILM:100 OHM,5%,0.25W	57668	NTR25J-E 100E
A10R418	315-0103-00			RES,FXD,FILM:10K OHM,5%,0.25W	19701	5043CX10K00J
A10R423	315-0102-00			RES,FXD,FILM:1K OHM,5%,0.25W	57668	NTR25JE01K0
A10R424	315-0103-00	B010100	B030488	RES,FXD,FILM:10K OHM,5%,0.25W	19701	5043CX10K00J
A10R427	315-0102-00			RES,FXD,FILM:1K OHM,5%,0.25W	57668	NTR25JE01K0
A10R428	321-0403-00	B010100	B029999	RES,FXD,FILM:154K OHM,1%,0.125W,TC=TO	07716	CEAD15402F

Replaceable Electrical Parts  
1240 Service Vol.11

Component No.	Tektronix Part No.	Serial/Assembly No. Effective	Dscont	Name & Description	Mfr. Code	Mfr. Part No.
A10R428	321-0414-00	B030000		RES,FXD,FILM:200K OHM,1%,0.125W,TC=TO	07716	CEAD20002F
A10R429	315-0332-00			RES,FXD,FILM:3.3K OHM,5%,0.25W	57668	NTR25J-E03K3
A10R430	321-0334-00			RES,FXD,FILM:29.4K OHM,1%,0.125W,TC=TO	07716	CEAD29401F
A10R431	315-0164-00	B030489		RES,FXD,FILM:160K OHM,5%,0.25W	57668	NTR25J-E160K
A10R432	321-0363-00			RES,FXD,FILM:59.0K OHM,1%,0.125W,TC=TO	07716	CEAD59001F
A10R433	317-0103-00	B080000		RES,FXD,CMPNSN:10K OHM,5%,0.125W	01121	BB1035
A10R435	315-0103-00			RES,FXD,FILM:10K OHM,5%,0.25W	19701	5043CX10K00J
A10R436	321-0293-00			RES,FXD,FILM:11.0K OHM,1%,0.125W,TC=TO	07716	CEAD11001F
A10R437	315-0101-00			RES,FXD,FILM:100 OHM,5%,0.25W	57668	NTR25J-E 100E
A10R438	307-0526-00			RES NTWK,FXD,FI:5,510 OHM,10%,0.125 W	11236	750-61-R510 OHM
A10R439	317-0102-00	B080000		RES,FXD,CMPNSN:1K OHM,5%,0.125W	01121	BB1025
A10R450	307-0446-00			RES NTWK,FXD,FI:10K OHM,20%,(9)RES	11236	750-101-R10K
A10R452	307-0446-00			RES NTWK,FXD,FI:10K OHM,20%,(9)RES	11236	750-101-R10K
A10R455	307-1137-00			RES NTWK,FXD,FI:8,0.005 OHM,+150-50%,0.125W	00779	435704-8
A10R480	315-0202-00			RES,FXD,FILM:2K OHM,5%,0.25W	57668	NTR25J-E 2K
A10R495	315-0101-00			RES,FXD,FILM:100 OHM,5%,0.25W	57668	NTR25J-E 100E
A10R520	315-0102-00			RES,FXD,FILM:1K OHM,5%,0.25W	57668	NTR25JE01K0
A10R522	315-0102-00			RES,FXD,FILM:1K OHM,5%,0.25W	57668	NTR25JE01K0
A10R545	315-0103-00			RES,FXD,FILM:10K OHM,5%,0.25W	19701	5043CX10K00J
A10R575	315-0101-00			RES,FXD,FILM:100 OHM,5%,0.25W	57668	NTR25J-E 100E
A10R650	315-0563-00			RES,FXD,FILM:56K OHM,5%,0.25W	19701	5043CX56K00J
A10R652	315-0103-00			RES,FXD,FILM:10K OHM,5%,0.25W	19701	5043CX10K00J
A10R655	315-0563-00			RES,FXD,FILM:56K OHM,5%,0.25W	19701	5043CX56K00J
A10S538	260-1962-00			SWITCH,PUSH:SPDT,0.4VA,20V	09353	8125AE
A10U110	156-0515-04	B010100	B080697	MICROCKT,DGTL:TPL 2 CHAN MUX,CHK	80009	156-0515-04
A10U110	156-0515-03	B080698		MICROCKT,DGTL:TPL 2 CHAN MUX,SCREENED	02735	CD4053BF
A10U115	156-0844-02			MICROCKT,DGTL:SYN 4 BIT CNTR,SCRN	01295	SN74LS161A(NP3)
A10U120	156-0469-02			MICROCKT,DGTL:3/8 LINE DCDR,SCRN	01295	SN74LS138NP3
A10U125	156-0469-02			MICROCKT,DGTL:3/8 LINE DCDR,SCRN	01295	SN74LS138NP3
A10U130	156-0693-02			MICROCKT,DGTL:DUAL 2 TO 4 LINE DCDR/DEMUX	01295	SN74LS139NP3
A10U135	156-0982-03			MICROCKT,DGTL:OCTAL-D-EDGE TRIG FF,SCRN	01295	SN74LS374N3
A10U145	156-1594-00			MICROCKT,DGTL:NMOS,2048 X 8 SRAM	TK1015	HM6116P-3(DP-24)
A10U150	156-1594-00			MICROCKT,DGTL:NMOS,2048 X 8 SRAM	TK1015	HM6116P-3(DP-24)
A10U160	160-1569-01			MICROCKT,DGTL:8192 X 8 EPROM,PRGM	80009	160-1569-01
A10U165	160-1570-01			MICROCKT,DGTL:8192 X 8 EPROM,PRGM	80009	160-1570-01
A10U170	160-1571-01			MICROCKT,DGTL:8192 X 8 EPROM,PRGM	80009	160-1571-01
A10U180	160-1572-01			MICROCKT,DGTL:8192 X 8 EPROM,PRGM	80009	160-1572-01
A10U185	160-1573-01			MICROCKT,DGTL:8192 X 8 EPROM,PRGM	80009	160-1573-01
A10U190	156-0982-03			MICROCKT,DGTL:OCTAL-D-EDGE TRIG FF,SCRN	01295	SN74LS374N3
A10U210	156-1312-00			MICROCKT,LINER:SAMPLE/HOLD AMPLIFIER	06665	SMP11-004Y
A10U215	156-0495-02			MICROCKT,LINER:QUAD OPNL AMPL,SELECTED	01295	LM324J4
A10U225	156-0180-04			MICROCKT,DGTL:QUAD 2 INP NAND GATE,	18324	N74S00(NB OR FB)
A10U230	156-0388-03			MICROCKT,DGTL:DUAL D FLIP-FLOP,SCRN	01295	SN74LS74ANP3
A10U235	156-0651-02			MICROCKT,DGTL:8-BIT PRL-OUT SER SHF RGTR	01295	SN74LS164NP3
A10U270	156-0480-02			MICROCKT,DGTL:QUAD 2-INP & GATE,SCRN,	01295	SN74LS08NP3
A10U295	156-0651-02			MICROCKT,DGTL:8-BIT PRL-OUT SER SHF RGTR	01295	SN74LS164NP3
A10U335	156-0865-02			MICROCKT,DGTL:OCTAL D FF W/CLEAR,SCRN	01295	SN74LS273NP3
A10U340	156-0735-02			MICROCKT,DGTL:4-BIT BISTABLE LCH,SCRN	01295	SN74LS75NP3
A10U345	156-0956-02			MICROCKT,DGTL:OCTAL BFR W/3 STATE OUT,SCRN	01295	SN74LS244NP3
A10U350	156-0956-02			MICROCKT,DGTL:OCTAL BFR W/3 STATE OUT,SCRN	01295	SN74LS244NP3
A10U355	156-0876-01			MICROCKT,DGTL:HEX SCHMITT TRIGGER,SCRN	27014	MM74C14N
A10U360	156-0645-02			MICROCKT,DGTL:HEX INV ST NAND GATES,SCRN	04713	SN74LS14NDS
A10U365	156-0180-04			MICROCKT,DGTL:QUAD 2 INP NAND GATE,	18324	N74S00(NB OR FB)
A10U370	156-1172-01			MICROCKT,DGTL:DUAL 4 BIT BIN CNTR,SCRN	01295	SN74LS393NP3
A10U375	156-0388-03			MICROCKT,DGTL:DUAL D FLIP-FLOP,SCRN	01295	SN74LS74ANP3
A10U380	156-0694-02			MICROCKT,DGTL:DECODER/3 LINE TO 8 LINE,SCRN	01295	SN74LS138N3/J4
A10U385	156-0331-03			MICROCKT,DGTL:DUAL D TYPE POSITIVE EDGE	01295	SN74S74NP3
A10U390	156-0865-02			MICROCKT,DGTL:OCTAL D FF W/CLEAR,SCRN	01295	SN74LS273NP3

Component No.	Tektronix Part No.	Serial/Assembly No. Effective	Dscont	Name & Description	Mfr. Code	Mfr. Part No.
A10U425	156-0402-02			MICROCKT, LINEAR:TIMER,CHECKED	27014	LM555CN/A+
A10U445	156-0983-02			MICROCKT,DGTL:NMOS,8-BIT MICROPRC	50088	3880N-4
A10U460	156-0392-03			MICROCKT,DGTL:QUAD LATCH W/CLEAR,SCRN,	07263	74LS175PCQR
A10U465	156-0381-02			MICROCKT,DGTL:QUAD 2-INP EXCL OR GATE	07263	74LS86PCQR
A10U470	156-0957-01			MICROCKT,DGTL:SYN 4 BIT UP/DOWN BINARY CNTR	27014	DM74LS169A NA+
A10U475	156-0957-01			MICROCKT,DGTL:SYN 4 BIT UP/DOWN BINARY CNTR	27014	DM74LS169A NA+
A10U480	156-0956-02			MICROCKT,DGTL:OCTAL BFR W/3 STATE OUT,SCRN	01295	SN74LS244NP3
A10U485	156-0956-02			MICROCKT,DGTL:OCTAL BFR W/3 STATE OUT,SCRN	01295	SN74LS244NP3
A10U490	156-0956-02			MICROCKT,DGTL:OCTAL BFR W/3 STATE OUT,SCRN	01295	SN74LS244NP3
A10U495	156-0452-02			MICROCKT,DGTL:4-WIDE,2-INP AOI,SCREENED	04713	SN74LS54 ND/JD
A10U550	156-1111-02			MICROCKT,DGTL:OCTAL BUS XCVR W/3 STATE OUT	01295	SN74LS245N3
A10U555	156-1065-01			MICROCKT,DGTL:OCTAL D TYPE TRANS LATCHES	04713	SN74LS373 ND/JD
A10U560	156-1277-00			MICROCKT,DGTL:LSTTL,3-STATE OCTAL BFR,SCRN	27014	DM81LS95ANA+
A10U565	156-1220-01			MICROCKT,DGTL:HEX BUS DRIVER,SCREENED	01295	SN74LS365NP3
A10U570	156-0956-02			MICROCKT,DGTL:OCTAL BFR W/3 STATE OUT,SCRN	01295	SN74LS244NP3
A10U575	156-0479-02			MICROCKT,DGTL:QUAD 2-INP OR GATE,SCRN	01295	SN74LS32NP3
A10U580	156-1346-00			MICROCKT,DGTL:NMOS,64 X 4 FIFO,SCRN	07263	3341A
A10U585	156-1346-00			MICROCKT,DGTL:NMOS,64 X 4 FIFO,SCRN	07263	3341A
A10U590	156-0989-02			MICROCKT,DGTL:4 X 4 RGTR FILE W/3 STATE OUT	01295	SN74LS670NP3
A10U595	156-0989-02			MICROCKT,DGTL:4 X 4 RGTR FILE W/3 STATE OUT	01295	SN74LS670NP3
A10VR417	152-0243-00			SEMICON DVC,DI:ZEN,SI,15V,5%,0.4W,DO-7	04713	SZ13203 (1N965B)
A10Y415	119-1555-00			OSCILLATOR,RF:4MHZ,0.01%,CRYSTAL	22929	XO-33D
A11	670-7525-00	B010100	B030300	CIRCUIT BD ASSY:DISPLAY	80009	670-7525-00
A11	670-7525-01	B030301	B040329	CIRCUIT BD ASSY:DISPLAY	80009	670-7525-01
A11	670-7525-02	B040350	B040494	CIRCUIT BD ASSY:DISPLAY	80009	670-7525-02
A11	670-7525-03	B040495	B090244	CIRCUIT BD ASSY:DISPLAY	80009	670-7525-03
A11	670-7525-04	B090245		CIRCUIT BD ASSY:DISPLAY	80009	670-7525-04
A11C105	283-0422-00			CAP,FXD,CER DI:0.047UF,+80-20%,50V	04222	MD015E473ZAA
A11C148	290-0967-00			CAP,FXD,ELCTLT:22UF,+50-10%,25V	55680	TLB1E220TAAANA
A11C205	283-0422-00			CAP,FXD,CER DI:0.047UF,+80-20%,50V	04222	MD015E473ZAA
A11C208	283-0422-00			CAP,FXD,CER DI:0.047UF,+80-20%,50V	04222	MD015E473ZAA
A11C210	283-0422-00			CAP,FXD,CER DI:0.047UF,+80-20%,50V	04222	MD015E473ZAA
A11C225	283-0422-00			CAP,FXD,CER DI:0.047UF,+80-20%,50V	04222	MD015E473ZAA
A11C245	283-0422-00			CAP,FXD,CER DI:0.047UF,+80-20%,50V	04222	MD015E473ZAA
A11C250	283-0422-00			CAP,FXD,CER DI:0.047UF,+80-20%,50V	04222	MD015E473ZAA
A11C255	283-0422-00			CAP,FXD,CER DI:0.047UF,+80-20%,50V	04222	MD015E473ZAA
A11C260	283-0422-00			CAP,FXD,CER DI:0.047UF,+80-20%,50V	04222	MD015E473ZAA
A11C265	283-0422-00			CAP,FXD,CER DI:0.047UF,+80-20%,50V	04222	MD015E473ZAA
A11C270	283-0422-00			CAP,FXD,CER DI:0.047UF,+80-20%,50V	04222	MD015E473ZAA
A11C280	283-0422-00			CAP,FXD,CER DI:0.047UF,+80-20%,50V	04222	MD015E473ZAA
A11C285	283-0422-00			CAP,FXD,CER DI:0.047UF,+80-20%,50V	04222	MD015E473ZAA
A11C290	283-0422-00			CAP,FXD,CER DI:0.047UF,+80-20%,50V	04222	MD015E473ZAA
A11C298	283-0422-00			CAP,FXD,CER DI:0.047UF,+80-20%,50V	04222	MD015E473ZAA
A11C300	283-0422-00			CAP,FXD,CER DI:0.047UF,+80-20%,50V	04222	MD015E473ZAA
A11C304	283-0422-00			CAP,FXD,CER DI:0.047UF,+80-20%,50V	04222	MD015E473ZAA
A11C308	283-0422-00			CAP,FXD,CER DI:0.047UF,+80-20%,50V	04222	MD015E473ZAA
A11C315	283-0422-00			CAP,FXD,CER DI:0.047UF,+80-20%,50V	04222	MD015E473ZAA
A11C340	283-0422-00			CAP,FXD,CER DI:0.047UF,+80-20%,50V	04222	MD015E473ZAA
A11C400	283-0178-00	B040350		CAP,FXD,CER DI:0.1UF,20%,100V	05397	C330C104Z1U1CA
A11C405	283-0422-00			CAP,FXD,CER DI:0.047UF,+80-20%,50V	04222	MD015E473ZAA
A11C406	283-0422-00			CAP,FXD,CER DI:0.047UF,+80-20%,50V	04222	MD015E473ZAA
A11C408	283-0422-00			CAP,FXD,CER DI:0.047UF,+80-20%,50V	04222	MD015E473ZAA
A11C410	283-0422-00			CAP,FXD,CER DI:0.047UF,+80-20%,50V	04222	MD015E473ZAA
A11C415	283-0422-00			CAP,FXD,CER DI:0.047UF,+80-20%,50V	04222	MD015E473ZAA
A11C420	283-0422-00	B010100	B030300	CAP,FXD,CER DI:0.047UF,+80-20%,50V	04222	MD015E473ZAA
A11C425	283-0422-00			CAP,FXD,CER DI:0.047UF,+80-20%,50V	04222	MD015E473ZAA
A11C430	283-0422-00			CAP,FXD,CER DI:0.047UF,+80-20%,50V	04222	MD015E473ZAA
A11C431	281-0808-00	B030301	B040350	CAP,FXD,CER DI:7 PF,20%,100V	04222	MA101A7R04AA

Replaceable Electrical Parts  
1240 Service Vol.11

Component No.	Tektronix Part No.	Serial/Assembly No. Effective	Discount	Name & Description	Mfr. Code	Mfr. Part No.
A11C435	283-0422-00			CAP,FXD,CER DI:0.047UF,+80-20%,50V	04222	MD015E473ZAA
A11C445	283-0422-00			CAP,FXD,CER DI:0.047UF,+80-20%,50V	04222	MD015E473ZAA
A11C446	281-0811-00			CAP,FXD,CER DI:10PF,10%,100V	04222	MA101A100KAA
A11C450	283-0422-00			CAP,FXD,CER DI:0.047UF,+80-20%,50V	04222	MD015E473ZAA
A11C455	283-0422-00			CAP,FXD,CER DI:0.047UF,+80-20%,50V	04222	MD015E473ZAA
A11C456	283-0422-00			CAP,FXD,CER DI:0.047UF,+80-20%,50V	04222	MD015E473ZAA
A11C460	283-0422-00	B090245		CAP,FXD,CER DI:0.047UF,+80-20%,50V	04222	MD015E473ZAA
A11C465	283-0422-00			CAP,FXD,CER DI:0.047UF,+80-20%,50V	04222	MD015E473ZAA
A11C470	283-0422-00			CAP,FXD,CER DI:0.047UF,+80-20%,50V	04222	MD015E473ZAA
A11C475	283-0422-00			CAP,FXD,CER DI:0.047UF,+80-20%,50V	04222	MD015E473ZAA
A11C480	283-0637-00			CAP,FXD,MICA DI:20PF,2.5%,500V	00853	D155E2000D
A11C485	283-0422-00			CAP,FXD,CER DI:0.047UF,+80-20%,50V	04222	MD015E473ZAA
A11C490	283-0422-00			CAP,FXD,CER DI:0.047UF,+80-20%,50V	04222	MD015E473ZAA
A11C498	283-0422-00			CAP,FXD,CER DI:0.047UF,+80-20%,50V	04222	MD015E473ZAA
A11C500	283-0422-00	B010100	B030300	CAP,FXD,CER DI:0.047UF,+80-20%,50V	04222	MD015E473ZAA
A11C505	283-0422-00	B010100	B030300	CAP,FXD,CER DI:0.047UF,+80-20%,50V	04222	MD015E473ZAA
A11C508	283-0422-00	B030301		CAP,FXD,CER DI:0.047UF,+80-20%,50V	04222	MD015E473ZAA
A11C510	283-0422-00	B010100	B030300	CAP,FXD,CER DI:0.047UF,+80-20%,50V	04222	MD015E473ZAA
A11C515	283-0422-00	B010100	B030300	CAP,FXD,CER DI:0.047UF,+80-20%,50V	04222	MD015E473ZAA
A11C520	283-0422-00	B010100	B030300	CAP,FXD,CER DI:0.047UF,+80-20%,50V	04222	MD015E473ZAA
A11C525	281-0775-00	B040350		CAP,FXD,CER DI:0.1UF,20%,50V	04222	MA205E104MAA
A11C526	281-0775-00	B040350		CAP,FXD,CER DI:0.1UF,20%,50V	04222	MA205E104MAA
A11C531	281-0808-00	B010100	B040349	CAP,FXD,CER DI:7 PF,20%,100V	04222	MA101A7R04AA
A11C531	281-0759-00	B040350	B090244	CAP,FXD,CER DI:22PF,10%,100V	04222	MA101A220KAA
A11C555	281-0811-00	B030251	B040349	CAP,FXD,CER DI:10PF,10%,100V	04222	MA101A100KAA
A11C596	283-0421-00			CAP,FXD,CER DI:0.1UF,+80-20%,50V	04222	MD015C104MAA
A11C597	283-0422-00			CAP,FXD,CER DI:0.047UF,+80-20%,50V	04222	MD015E473ZAA
A11C598	283-0422-00			CAP,FXD,CER DI:0.047UF,+80-20%,50V	04222	MD015E473ZAA
A11C608	283-0422-00	B030301		CAP,FXD,CER DI:0.047UF,+80-20%,50V	04222	MD015E473ZAA
A11C610	283-0422-00	B030301		CAP,FXD,CER DI:0.047UF,+80-20%,50V	04222	MD015E473ZAA
A11C615	283-0422-00	B030301		CAP,FXD,CER DI:0.047UF,+80-20%,50V	04222	MD015E473ZAA
A11C620	283-0422-00	B030301		CAP,FXD,CER DI:0.047UF,+80-20%,50V	04222	MD015E473ZAA
A11C621	283-0422-00	B030301		CAP,FXD,CER DI:0.047UF,+80-20%,50V	04222	MD015E473ZAA
A11C625	283-0422-00	B030301		CAP,FXD,CER DI:0.047UF,+80-20%,50V	04222	MD015E473ZAA
A11C630	283-0422-00	B030301		CAP,FXD,CER DI:0.047UF,+80-20%,50V	04222	MD015E473ZAA
A11CR305	152-0141-02	B010100	B040349	SEMICON DVC,DI:SW,SI,30V,150MA,30V,DO-35	03508	DA2527 (1N4152)
A11CR305	152-0322-00	B040350		SEMICON DVC,DI:SCHOTTKY,SI,15V,1.2PF,DO-35	50434	5082-2672
A11CR398	152-0141-02			SEMICON DVC,DI:SW,SI,30V,150MA,30V,DO-35	03508	DA2527 (1N4152)
A11CR465	152-0141-02			SEMICON DVC,DI:SW,SI,30V,150MA,30V,DO-35	03508	DA2527 (1N4152)
A11CR476	152-0322-00			SEMICON DVC,DI:SCHOTTKY,SI,15V,1.2PF,DO-35	50434	5082-2672
A11DL440	119-1416-00	B010100	B090244	DELAY LINE,ELEC:5NS,100 OHM,TAPPED	01961	PE 20661-001
A11J110	131-0608-00			TERMINAL,PIN:0.365 L X 0.025 BRZ GLD PL	22526	48283-036
A11J148	131-0608-00			TERMINAL,PIN:0.365 L X 0.025 BRZ GLD PL	22526	48283-036
A11J155	131-1425-00			CONN,RCPT,ELEC:RTANG HEADER,1 X 36,0.1 SP	22526	65521-136
A11J175	131-0608-00			TERMINAL,PIN:0.365 L X 0.025 BRZ GLD PL	22526	48283-036
A11J190	131-0608-00			TERMINAL,PIN:0.365 L X 0.025 BRZ GLD PL	22526	48283-036
A11J275	131-0608-00	B010100	B090244	TERMINAL,PIN:0.365 L X 0.025 BRZ GLD PL	22526	48283-036
A11J440	131-0608-00	B010100	B090244	TERMINAL,PIN:0.365 L X 0.025 BRZ GLD PL	22526	48283-036
A11J460	131-0608-00	B010100	B090244	TERMINAL,PIN:0.365 L X 0.025 BRZ GLD PL	22526	48283-036
A11J462	131-0608-00	B010100	B090244	TERMINAL,PIN:0.365 L X 0.025 BRZ GLD PL	22526	48283-036
A11J508	131-0608-00			TERMINAL,PIN:0.365 L X 0.025 BRZ GLD PL	22526	48283-036
A11J560	131-0608-00	B010100	B090244	TERMINAL,PIN:0.365 L X 0.025 BRZ GLD PL	22526	48283-036
A11J625	131-0608-00	B010100	B090244	TERMINAL,PIN:0.365 L X 0.025 BRZ GLD PL	22526	48283-036
A11L155	108-0520-00			COIL,RF:FIXED,2.2UH	80009	108-0520-00
A11L446	108-0182-00			COIL,RF:FIXED,293NH	80009	108-0182-00
A11P155	131-0993-00			BUS,CONDUCTOR:SHUNT ASSEMBLY,BLACK	22526	65474-005
A11P275	131-0993-00			BUS,CONDUCTOR:SHUNT ASSEMBLY,BLACK	22526	65474-005
A11P440	131-0993-00	B010100	B090244	BUS,CONDUCTOR:SHUNT ASSEMBLY,BLACK	22526	65474-005



Component No.	Tektronix Part No.	Serial/Assembly No. Effective	Discont	Name & Description	Mfr. Code	Mfr. Part No.
A11R160	315-0102-00			RES,FXD,FILM:1K OHM,5%,0.25W	57668	NTR25JE01K0
A11R170	315-0101-00			RES,FXD,FILM:100 OHM,5%,0.25W	57668	NTR25J-E 100E
A11R175	315-0101-00			RES,FXD,FILM:100 OHM,5%,0.25W	57668	NTR25J-E 100E
A11R180	315-0101-00			RES,FXD,FILM:100 OHM,5%,0.25W	57668	NTR25J-E 100E
A11R185	315-0101-00			RES,FXD,FILM:100 OHM,5%,0.25W	57668	NTR25J-E 100E
A11R190	315-0101-00			RES,FXD,FILM:100 OHM,5%,0.25W	57668	NTR25J-E 100E
A11R198	315-0102-00			RES,FXD,FILM:1K OHM,5%,0.25W	57668	NTR25JE01K0
A11R230	315-0101-00			RES,FXD,FILM:100 OHM,5%,0.25W	57668	NTR25J-E 100E
A11R235	315-0101-00			RES,FXD,FILM:100 OHM,5%,0.25W	57668	NTR25J-E 100E
A11R240	315-0101-00			RES,FXD,FILM:100 OHM,5%,0.25W	57668	NTR25J-E 100E
A11R245	315-0201-00			RES,FXD,FILM:200 OHM,5%,0.25W	57668	NTR25J-E200E
A11R300	315-0103-00			RES,FXD,FILM:10K OHM,5%,0.25W	19701	5043CX10K00J
A11R301	315-0103-00			RES,FXD,FILM:10K OHM,5%,0.25W	19701	5043CX10K00J
A11R302	315-0103-00			RES,FXD,FILM:10K OHM,5%,0.25W	19701	5043CX10K00J
A11R303	315-0103-00			RES,FXD,FILM:10K OHM,5%,0.25W	19701	5043CX10K00J
A11R304	315-0151-00			RES,FXD,FILM:100 OHM,5%,0.25W	57668	NTR25J-E150E
A11R305	317-0102-00	B040350	B090244	RES,FXD,CMPSN:1K OHM,5%,0.125W	01121	BB1025
A11R305	315-0102-00	B090245		RES,FXD,FILM:1K OHM,5%,0.25W	57668	NTR25JE01K0
A11R308	315-0101-00			RES,FXD,FILM:100 OHM,5%,0.25W	57668	NTR25J-E 100E
A11R310	315-0102-00			RES,FXD,FILM:1K OHM,5%,0.25W	57668	NTR25JE01K0
A11R320	315-0101-00			RES,FXD,FILM:100 OHM,5%,0.25W	57668	NTR25J-E 100E
A11R395	315-0101-00			RES,FXD,FILM:100 OHM,5%,0.25W	57668	NTR25J-E 100E
A11R396	315-0391-00			RES,FXD,FILM:390 OHM,5%,0.25W	57668	NTR25J-E390E
A11R397	315-0151-00			RES,FXD,FILM:150 OHM,5%,0.25W	57668	NTR25J-E150E
A11R398	315-0272-00			RES,FXD,FILM:2.7K OHM,5%,0.25W	57668	NTR25J-E02K7
A11R410	307-0587-00	B010100	B030300	RES NTWK,FXD,FI:(7)68 OHM,20%,0.125W	11236	750-81-R68 OHM
A11R420	307-0587-00			RES NTWK,FXD,FI:(7)68 OHM,20%,0.125W	11236	750-81-R68 OHM
A11R422	315-0680-00	B090245		RES,FXD,FILM:68 OHM,5%,0.25W	57668	NTR25J-E68E0
A11R430	315-0101-00			RES,FXD,FILM:100 OHM,5%,0.25W	57668	NTR25J-E 100E
A11R432	315-0680-00	B010100	B030300	RES,FXD,FILM:68 OHM,5%,0.25W	57668	NTR25J-E68E0
A11R432	315-0101-00	B030301	B040350	RES,FXD,FILM:100 OHM,5%,0.25W	57668	NTR25J-E 100E
A11R434	315-0221-00	B030300	B090244	RES,FXD,FILM:220 OHM,5%,0.25W	57668	NTR25J-E220E
A11R435	315-0680-00	B010100	B090244	RES,FXD,FILM:68 OHM,5%,0.25W	57668	NTR25J-E68E0
A11R436	315-0680-00	B030301	B090244	RES,FXD,FILM:68 OHM,5%,0.25W	57668	NTR25J-E68E0
A11R437	315-0680-00	B090245		RES,FXD,FILM:68 OHM,5%,0.25W	57668	NTR25J-E68E0
A11R440	315-0680-00	B010100	B090244	RES,FXD,FILM:68 OHM,5%,0.25W	57668	NTR25J-E68E0
A11R442	315-0101-00	B010100	B090244	RES,FXD,FILM:100 OHM,5%,0.25W	57668	NTR25J-E 100E
A11R443	315-0101-00	B040350	B090244	RES,FXD,FILM:100 OHM,5%,0.25W	57668	NTR25J-E 100E
A11R444	315-0680-00	B090245		RES,FXD,FILM:68 OHM,5%,0.25W	57668	NTR25J-E68E0
A11R445	315-0512-00			RES,FXD,FILM:5.1K OHM,5%,0.25W	57668	NTR25J-E05K1
A11R446	315-0511-00			RES,FXD,FILM:510 OHM,5%,0.25W	19701	5043CX510R0J
A11R450	307-0587-00			RES NTWK,FXD,FI:(7)68 OHM,20%,0.125W	11236	750-81-R68 OHM
A11R452	315-0680-00			RES,FXD,FILM:68 OHM,5%,0.25W	57668	NTR25J-E68E0
A11R455	307-0587-00			RES NTWK,FXD,FI:(7)68 OHM,20%,0.125W	11236	750-81-R68 OHM
A11R460	315-0201-00	B090245		RES,FXD,FILM:200 OHM,5%,0.25W	57668	NTR25J-E200E
A11R465	307-0587-00			RES NTWK,FXD,FI:(7)68 OHM,20%,0.125W	11236	750-81-R68 OHM
A11R466	307-0587-00	B090245		RES NTWK,FXD,FI:(7)68 OHM,20%,0.125W	11236	750-81-R68 OHM
A11R470	315-0102-00			RES,FXD,FILM:1K OHM,5%,0.25W	57668	NTR25JE01K0
A11R475	315-0680-00	B010100	B040349	RES,FXD,FILM:68 OHM,5%,0.25W	57668	NTR25J-E68E0
A11R475	315-0101-00	B040350	B090244	RES,FXD,FILM:100 OHM,5%,0.25W	57668	NTR25J-E 100E
A11R480	315-0182-00			RES,FXD,FILM:1.8K OHM,5%,0.25W	57668	NTR25J-E1K8
A11R481	315-0680-00			RES,FXD,FILM:68 OHM,5%,0.25W	57668	NTR25J-E68E0
A11R482	315-0511-00			RES,FXD,FILM:510 OHM,5%,0.25W	19701	5043CX510R0J
A11R485	315-0181-00			RES,FXD,FILM:180 OHM,5%,0.25W	57668	NTR25J-E180E
A11R486	315-0271-00			RES,FXD,FILM:270 OHM,5%,0.25W	57668	NTR25J-E270E
A11R490	315-0821-00			RES,FXD,FILM:820 OHM,5%,0.25W	19701	5043CX820R0J
A11R492	315-0680-00	B030301		RES,FXD,FILM:68 OHM,5%,0.25W	57668	NTR25J-E68E0
A11R495	315-0102-00			RES,FXD,FILM:1K OHM,5%,0.25W	57668	NTR25JE01K0

Replaceable Electrical Parts  
1240 Service Vol.11

Component No.	Tektronix Part No.	Serial/Assembly No. Effective	Dscont	Name & Description	Mfr. Code	Mfr. Part No.
A11R505	307-0587-00			RES NTWK,FXD,FI:(7)68 OHM,20%,0.125W	11236	750-81-R68 OHM
A11R508	315-0680-00	B010100	B030300	RES,FXD,FILM:68 OHM,5%,0.25W	57668	NTR25J-E68E0
A11R510	307-0587-00			RES NTWK,FXD,FI:(7)68 OHM,20%,0.125W	11236	750-81-R68 OHM
A11R520	307-0587-00	B010100	B030300	RES NTWK,FXD,FI:(7)68 OHM,20%,0.125W	11236	750-81-R68 OHM
A11R530	307-0587-00	B030301		RES NTWK,FXD,FI:(7)68 OHM,20%,0.125W	11236	750-81-R68 OHM
A11R531	317-0161-00	B010100	B040349	RES,FXD,CMPSN:160 OHM,5%,0.125W	01121	BB1615
A11R531	315-0101-00	B040350	B090244	RES,FXD,FILM:100 OHM,5%,0.25W	57668	NTR25J-E 100E
A11R550	317-0101-00	B030251	B040349	RES,FXD,CMPSN:100 OHM,5%,0.125W	01121	BB1015
A11R555	317-0101-00	B030251	B040349	RES,FXD,CMPSN:100 OHM,5%,0.125W	01121	BB1015
A11R575	307-0811-00			RES NTWK,FXD,FI:6,180 OHM,6,270 OHM	01121	316T110
A11R600	307-0587-00	B030301		RES NTWK,FXD,FI:(7)68 OHM,20%,0.125W	11236	750-81-R68 OHM
A11R630	315-0101-00	B030301		RES,FXD,FILM:100 OHM,5%,0.25W	57668	NTR25J-E 100E
A11TP425	131-0608-00	B090245		TERMINAL,PIN:0.365 L X 0.025 BRZ GLD PL	22526	48283-036
A11TP445	131-0608-00	B090245		TERMINAL,PIN:0.365 L X 0.025 BRZ GLD PL	22526	48283-036
A11TP475	131-0608-00	B090245		TERMINAL,PIN:0.365 L X 0.025 BRZ GLD PL	22526	48283-036
A11TP626	131-0608-00	B090245		TERMINAL,PIN:0.365 L X 0.025 BRZ GLD PL	22526	48283-036
A11TP628	131-0608-00	B090245		TERMINAL,PIN:0.365 L X 0.025 BRZ GLD PL	22526	48283-036
A11TP660	131-0608-00	B090245		TERMINAL,PIN:0.365 L X 0.025 BRZ GLD PL	22526	48283-036
A11U195	156-1172-01			MICROCKT,DGTL:DUAL 4 BIT BIN CNTR,SCRN	01295	SN74LS393NP3
A11U200	156-1611-00			MICROCKT,DGTL:ASTTL,DUAL D TYPE EDGE-TRIG	80009	156-1611-00
A11U202	156-0946-00			MICROCKT,DGTL:MOS,TV CAMERA SYNC GEN	80009	156-0946-00
A11U205	160-1107-00			MICROCKT,DGTL:256 X 4 PROM,PRGM	80009	160-1107-00
A11U208	156-0865-02			MICROCKT,DGTL:OCTAL D FF W/CLEAR,SCRN	01295	SN74LS273NP3
A11U210	156-1708-00			MICROCKT,DGTL:TTL,OCTAL D FF W/CLEAR	01295	SN74273NP3
A11U215	156-0865-02			MICROCKT,DGTL:OCTAL D FF W/CLEAR,SCRN	01295	SN74LS273NP3
A11U220	156-0982-03			MICROCKT,DGTL:OCTAL-D-EDGE TRIG FF,SCRN	01295	SN74LS374N3
A11U225	156-0956-02			MICROCKT,DGTL:OCTAL BFR W/3 STATE OUT,SCRN	01295	SN74LS244NP3
A11U230	156-0982-03			MICROCKT,DGTL:OCTAL-D-EDGE TRIG FF,SCRN	01295	SN74LS374N3
A11U238	156-1594-00			MICROCKT,DGTL:NMOS,2048 X 8 SRAM	TK1015	HM6116P-3(DP-24)
A11U245	156-1040-02			MICROCKT,DGTL:DUAL 2-WIDE 2 INPUT	07263	74S51(PC OR DC)
A11U250	156-0784-02			MICROCKT,DGTL:SYNC 4-BIT BINARY COUNTER	01295	SN74LS163AN P3
A11U255	156-0331-03			MICROCKT,DGTL:DUAL D TYPE POSITIVE EDGE	01295	SN74S74NP3
A11U260	156-0948-02			MICROCKT,DGTL:QUAD D FF,SCRN	01295	SN74S175J4
A11U265	156-0530-02			MICROCKT,DGTL:QUAD 2-INP MUX,SCRN	01295	SN74LS157NP3
A11U270	156-0530-02			MICROCKT,DGTL:QUAD 2-INP MUX,SCRN	01295	SN74LS157NP3
A11U275	156-0530-02	B010100	B030300	MICROCKT,DGTL:QUAD 2-INP MUX,SCRN	01295	SN74LS157NP3
A11U280	156-0989-02			MICROCKT,DGTL:4 X 4 RGTR FILE W/3 STATE OUT	01295	SN74LS670NP3
A11U285	156-0989-02			MICROCKT,DGTL:4 X 4 RGTR FILE W/3 STATE OUT	01295	SN74LS670NP3
A11U290	156-0989-02			MICROCKT,DGTL:4 X 4 RGTR FILE W/3 STATE OUT	01295	SN74LS670NP3
A11U295	156-0386-02			MICROCKT,DGTL:TRIPLE 3-INP NAND GATE,SCRN	07263	74LS10PCQR
A11U298	156-0388-03			MICROCKT,DGTL:DUAL D FLIP-FLOP,SCRN	01295	SN74LS74ANP3
A11U308	156-0768-01			MICROCKT,DGTL:BIDIRECT UNIV SR,SCREENED	01295	SN74LS194ANP3
A11U310	156-0865-02			MICROCKT,DGTL:OCTAL D FF W/CLEAR,SCRN	01295	SN74LS273NP3
A11U318	160-1583-00	B010100	B092494	MICROCKT,DGTL:2048 X 8 EPROM,PRGM	80009	160-1583-00
A11U318	160-1583-01	B092495		MICROCKT,DGTL:2048 X 8 EPROM,PRGM	80009	160-1583-01
A11U325	156-0865-02			MICROCKT,DGTL:OCTAL D FF W/CLEAR,SCRN	01295	SN74LS273NP3
A11U330	156-0989-02			MICROCKT,DGTL:4 X 4 RGTR FILE W/3 STATE OUT	01295	SN74LS670NP3
A11U335	156-0989-02			MICROCKT,DGTL:4 X 4 RGTR FILE W/3 STATE OUT	01295	SN74LS670NP3
A11U340	156-0469-02			MICROCKT,DGTL:3/8 LINE DCCR,SCRN	01295	SN74LS138NP3
A11U345	156-0480-02			MICROCKT,DGTL:QUAD 2-INP & GATE,SCRN,	01295	SN74LS08NP3
A11U350	156-0385-02			MICROCKT,DGTL:HEX INVERTER,SCRN	07263	74LS04PCQR
A11U355	156-0739-02			MICROCKT,DGTL:QUAD 2 INP OR GATE,SCREENED	18324	N74S32(NB OR FB)
A11U360	156-0331-03			MICROCKT,DGTL:DUAL D TYPE POSITIVE EDGE	01295	SN74S74NP3
A11U365	156-0784-02			MICROCKT,DGTL:SYNC 4-BIT BINARY COUNTER	01295	SN74LS163AN P3
A11U370	156-0784-02			MICROCKT,DGTL:SYNC 4-BIT BINARY COUNTER	01295	SN74LS163AN P3
A11U375	156-0679-01			MICROCKT,DGTL:4-BIT BINARY ADDER,SCRN	04713	SN74LS283NDS
A11U380	156-0679-01			MICROCKT,DGTL:4-BIT BINARY ADDER,SCRN	04713	SN74LS283NDS
A11U385	156-0994-02			MICROCKT,DGTL:8 INPUT DATA SEL/MUX,SCRN	01295	SN74LS151NP3

Component No.	Tektronix Part No.	Serial/Assembly No. Effective	Dscont	Name & Description	Mfr. Code	Mfr. Part No.
A11U390	156-0382-02			MICROCKT,DGTL:QUAD 2 INP NAND GATE BURN	18324	N74LS00NB
A11U400	156-1327-00			MICROCKT,DGTL:CMOS,3 STATE OCTAL D FF,SCRN	27014	MM74C374NA+
A11U405	156-1611-00			MICROCKT,DGTL:ASTTL,DUAL D TYPE EDGE-TRIG	80009	156-1611-00
A11U408	156-0768-01			MICROCKT,DGTL:BIODIRECT UNIV SR,SCREENED	01295	SN74LS194ANP3
A11U410	156-0465-02			MICROCKT,DGTL:8-INP NAND GATE,SCRN	01295	SN74LS30NP3
A11U415	156-0388-03			MICROCKT,DGTL:DUAL D FLIP-FLOP,SCRN	01295	SN74LS74ANP3
A11U420	156-0382-02			MICROCKT,DGTL:QUAD 2 INP NAND GATE BURN	18324	N74LS00NB
A11U425	156-1313-00			MICROCKT,DGTL:LSTTL,8-BIT SHIFT REGISTER	01295	SN74LS166N3/J4
A11U430	156-0385-02			MICROCKT,DGTL:HEX INVERTER,SCRN	07263	74LS04PCQR
A11U435	156-0325-02			MICROCKT,DGTL:DUAL 4/1 LINE DATA,BURN-IN	80009	156-0325-02
A11U450	156-1639-01			MICROCKT,DGTL:SCREENED	04713	MC10H131PD
A11U451	156-1639-01	B090245		MICROCKT,DGTL:SCREENED	04713	MC10H131PD
A11U455	156-1038-01	B010100	B090244	MICROCKT,DGTL:4 BIT BINARY COUNTER	07263	SL81660
A11U465	156-1667-00			MICROCKT,DGTL:SCREENED	04713	MC10H164LD
A11U470	156-1639-01			MICROCKT,DGTL:SCREENED	04713	MC10H131PD
A11U475	156-1674-00			MICROCKT,DGTL:HEX BUFFER	04713	MC10H104LD
A11U480	156-0381-02			MICROCKT,DGTL:QUAD 2-INP EXCL OR GATE	07263	74LS86PCQR
A11U485	156-1172-01			MICROCKT,DGTL:DUAL 4 BIT BIN CNTR,SCRN	01295	SN74LS393NP3
A11U490	156-0804-02			MICROCKT,DGTL:QUADRUPLE S-R LATCH	01295	SN74LS279NP3/JP4
A11U495	156-0118-03			MICROCKT,DGTL:1 DUAL J-K FF,BURN-IN	01295	SN74S112JP4
A11U498	156-1647-00			MICROCKT,DGTL:ML,QUAD HIGH-SPEED V COMPTR	04713	MC3431P
A11U500	156-1647-00			MICROCKT,DGTL:ML,QUAD HIGH-SPEED V COMPTR	04713	MC3431P
A11U505	156-0543-01			MICROCKT,DGTL:HEX BUFFER	04713	MC10188PD/LD
A11U510	156-2019-00	B010100	B030300	MICROCKT,DGTL:QUAD 2-INPUT NOR GATE W/STROB E	04713	MC10H100P
A11U510	156-1674-00	B030301		MICROCKT,DGTL:SCREENED	04713	MC10H104LD
A11U515	156-1674-00	B010100	B030300	MICROCKT,DGTL:SCREENED	04713	MC10H104LD
A11U515	156-2019-00	B030301		MICROCKT,DGTL:QUAD 2-INPUT NOR GATE W/STROB E	04713	MC10H100P
A11U520	156-1674-00			MICROCKT,DGTL:SCREENED	04713	MC10H104LD
A11U525	156-1700-00			MICROCKT,DGTL:ECL,16 X 4 SRAM	07263	F10402DC
A11U530	156-1641-01			MICROCKT,DGTL:SCREENED	04713	MC10H102(LDORPD)
A11U535	156-1038-01			MICROCKT,DGTL:4 BIT BINARY COUNTER	07263	SL81660
A11U540	156-1639-01			MICROCKT,DGTL:SCREENED	04713	MC10H131PD
A11U545	156-0205-02			MICROCKT,DGTL:QUAD 2 INP NOR GATE	04713	MC10102PD/LD
A11U550	156-1642-01			MICROCKT,DGTL:SCREENED	04713	MC10H105LD
A11U555	156-1710-00			MICROCKT,DGTL:DUAL 2-WIDE 2-3 INPUT OR-AND/OR-AND-INV GATE	04713	MC10H117PD
A11U565	156-1038-01			MICROCKT,DGTL:4 BIT BINARY COUNTER	07263	SL81660
A11U570	156-1667-00			MICROCKT,DGTL:SCREENED	04713	MC10H164LD
A11U580	156-0910-02			MICROCKT,DGTL:DUAL DECADE COUNTER,SCRN	01295	SN74LS390N3
A11U585	156-0910-02			MICROCKT,DGTL:DUAL DECADE COUNTER,SCRN	01295	SN74LS390N3
A11U590	156-0910-02			MICROCKT,DGTL:DUAL DECADE COUNTER,SCRN	01295	SN74LS390N3
A11U595	156-0390-02			MICROCKT,DGTL:DUAL 4/2 LINE DCDR/DEMUX,SCRN	01295	SN74LS155NP3
A11U598	156-1327-00			MICROCKT,DGTL:CMOS,3 STATE OCTAL D FF,SCRN	27014	MM74C374NA+
A11U600	156-1647-00			MICROCKT,DGTL:ML,QUAD HIGH-SPEED V COMPTR	04713	MC3431P
A11U605	156-1647-00			MICROCKT,DGTL:ML,QUAD HIGH-SPEED V COMPTR	04713	MC3431P
A11U608	156-1639-01			MICROCKT,DGTL:SCREENED	04713	MC10H131PD
A11U610	156-1639-01			MICROCKT,DGTL:SCREENED	04713	MC10H131PD
A11U615	156-1676-00			MICROCKT,DGTL:SCREENED	04713	MC10H107LD
A11U620	156-1642-01			MICROCKT,DGTL:SCREENED	04713	MC10H105LD
A11Y445	158-0106-00			XTAL UNIT,QTZ:100MHZ,+/-0.0025%,SERIES	33096	H3
A11YG395	119-1502-00			OSCILLATOR,RF:19.6608MHZ,14 DIP PKG	75378	MX050
A14	670-7523-01	B010100	B030250	CIRCUIT BD ASSY:TRIGGER	80009	670-7523-01
A14	670-7523-02	B030251	B040349	CIRCUIT BD ASSY:TRIGGER	80009	670-7523-02
A14	670-7523-03	B040350	B040403	CIRCUIT BD ASSY:TRIGGER	80009	670-7523-03
A14	670-7523-04	B040404	B040494	CIRCUIT BD ASSY:TRIGGER	80009	670-7523-04
A14	670-7523-05	B040495	B040599	CIRCUIT BD ASSY:TRIGGER	80009	670-7523-05

Replaceable Electrical Parts  
1240 Service Vol.11

Component No.	Tektronix Part No.	Serial/Assembly No.		Name & Description	Mfr. Code	Mfr. Part No.
		Effective	Discont			
A14	670-7523-06	B040600	B040778	CIRCUIT BD ASSY:TRIGGER	80009	670-7523-06
A14	670-7523-07	B040779	B049999	CIRCUIT BD ASSY:TRIGGER	80009	670-7523-07
A14	670-7523-08	B050000	B079999	CIRCUIT BD ASSY:TRIGGER	80009	670-7523-08
A14	670-7523-09	B080000	B091048	CIRCUIT BD ASSY:TRIGGER	80009	670-7523-09
A14	670-7523-10	B091049	B091799	CIRCUIT BD ASSY:TRIGGER	80009	670-7523-10
A14	670-7523-11	B091800		CIRCUIT BD ASSY:TRIGGER	80009	670-7523-11
A14C115	283-0422-00			CAP, FXD, CER DI:0.047UF, +80-20%, 50V	04222	MD015E473ZAA
A14C120	283-0422-00			CAP, FXD, CER DI:0.047UF, +80-20%, 50V	04222	MD015E473ZAA
A14C125	283-0422-00			CAP, FXD, CER DI:0.047UF, +80-20%, 50V	04222	MD015E473ZAA
A14C130	283-0422-00			CAP, FXD, CER DI:0.047UF, +80-20%, 50V	04222	MD015E473ZAA
A14C132	281-0809-00	B050000		CAP, FXD, CER DI:200 PF, 5%, 100V	04222	MA101A201JAA
A14C133	283-0422-00			CAP, FXD, CER DI:0.047UF, +80-20%, 50V	04222	MD015E473ZAA
A14C135	283-0422-00			CAP, FXD, CER DI:0.047UF, +80-20%, 50V	04222	MD015E473ZAA
A14C150	283-0422-00			CAP, FXD, CER DI:0.047UF, +80-20%, 50V	04222	MD015E473ZAA
A14C160	283-0422-00			CAP, FXD, CER DI:0.047UF, +80-20%, 50V	04222	MD015E473ZAA
A14C170	283-0422-00	B010100	B091048	CAP, FXD, CER DI:0.047UF, +80-20%, 50V	04222	MD015E473ZAA
A14C175	283-0422-00			CAP, FXD, CER DI:0.047UF, +80-20%, 50V	04222	MD015E473ZAA
A14C178	283-0422-00	B040350		CAP, FXD, CER DI:0.047UF, +80-20%, 50V	04222	MD015E473ZAA
A14C180	283-0422-00			CAP, FXD, CER DI:0.047UF, +80-20%, 50V	04222	MD015E473ZAA
A14C185	283-0422-00			CAP, FXD, CER DI:0.047UF, +80-20%, 50V	04222	MD015E473ZAA
A14C190	283-0422-00	B010100	B091048	CAP, FXD, CER DI:0.047UF, +80-20%, 50V	04222	MD015E473ZAA
A14C190	290-0891-00	B091049		CAP, FXD, ELCTLT:1UF, +75 -10%, 50V	55680	UL1H010TEA
A14C210	283-0422-00			CAP, FXD, CER DI:0.047UF, +80-20%, 50V	04222	MD015E473ZAA
A14C235	283-0422-00			CAP, FXD, CER DI:0.047UF, +80-20%, 50V	04222	MD015E473ZAA
A14C236	281-0791-00	B050000	B091048	CAP, FXD, CER DI:270PF, 10%, 100V	04222	MA101C271KAA
A14C236	281-0767-00	B091049		CAP, FXD, CER DI:330PF, 20%, 100V	04222	MA106C331MAA
A14C312	281-0759-00	B010100	B030250	CAP, FXD, CER DI:22PF, 10%, 100V	04222	MA101A220KAA
A14C312	281-0759-00	B040350	B040494	CAP, FXD, CER DI:22PF, 10%, 100V	04222	MA101A220KAA
A14C312	281-0819-00	B040495	B040599	CAP, FXD, CER DI:33 PF, 5%, 50V	04222	GC105A330J
A14C320	283-0422-00	B010100	B049999	CAP, FXD, CER DI:0.047UF, +80-20%, 50V	04222	MD015E473ZAA
A14C330	283-0422-00			CAP, FXD, CER DI:0.047UF, +80-20%, 50V	04222	MD015E473ZAA
A14C333	283-0422-00			CAP, FXD, CER DI:0.047UF, +80-20%, 50V	04222	MD015E473ZAA
A14C345	281-0759-00	B050000	B091048	CAP, FXD, CER DI:22PF, 10%, 100V	04222	MA101A220KAA
A14C360	281-0810-00	B030251	B040349	CAP, FXD, CER DI:5.6PF, +/-0.5PF, 100V	04222	MA101A5R60DAA
A14C375	281-0759-00			CAP, FXD, CER DI:22PF, 10%, 100V	04222	MA101A220KAA
A14C380	281-0765-00	B010100	B091048	CAP, FXD, CER DI:100PF, 5%, 100V	04222	MA101A101JAA
A14C382	281-0765-00			CAP, FXD, CER DI:100PF, 5%, 100V	04222	MA101A101JAA
A14C410	281-0759-00	B050000	B091048	CAP, FXD, CER DI:22PF, 10%, 100V	04222	MA101A220KAA
A14C410	281-0811-00	B091049		CAP, FXD, CER DI:10PF, 10%, 100V	04222	MA101A100KAA
A14C420	281-0759-00	B040404	B049999	CAP, FXD, CER DI:22PF, 10%, 100V	04222	MA101A220KAA
A14C425	281-0759-00	B050000	B091048	CAP, FXD, CER DI:22PF, 10%, 100V	04222	MA101A220KAA
A14C426	281-0759-00	B040600	B049999	CAP, FXD, CER DI:22PF, 10%, 100V	04222	MA101A220KAA
A14C440	283-0422-00	B010100	B049999	CAP, FXD, CER DI:0.047UF, +80-20%, 50V	04222	MD015E473ZAA
A14C462	281-0759-00			CAP, FXD, CER DI:22PF, 10%, 100V	04222	MA101A220KAA
A14C490	283-0422-00	B010100	B040349	CAP, FXD, CER DI:0.047UF, +80-20%, 50V	04222	MD015E473ZAA
A14C495	283-0422-00	B010100	B040349	CAP, FXD, CER DI:0.047UF, +80-20%, 50V	04222	MD015E473ZAA
A14C516	283-0422-00			CAP, FXD, CER DI:0.047UF, +80-20%, 50V	04222	MD015E473ZAA
A14C525	281-0759-00	B050000		CAP, FXD, CER DI:22PF, 10%, 100V	04222	MA101A220KAA
A14C527	283-0422-00			CAP, FXD, CER DI:0.047UF, +80-20%, 50V	04222	MD015E473ZAA
A14C533	281-0819-00	B091049		CAP, FXD, CER DI:33 PF, 5%, 50V	04222	GC105A330J
A14C535	283-0422-00			CAP, FXD, CER DI:0.047UF, +80-20%, 50V	04222	MD015E473ZAA
A14C540	283-0422-00	B010100	B049999	CAP, FXD, CER DI:0.047UF, +80-20%, 50V	04222	MD015E473ZAA
A14C550	281-0765-00			CAP, FXD, CER DI:100PF, 5%, 100V	04222	MA101A101JAA
A14C560	283-0422-00			CAP, FXD, CER DI:0.047UF, +80-20%, 50V	04222	MD015E473ZAA
A14C610	283-0422-00	B050000		CAP, FXD, CER DI:0.047UF, +80-20%, 50V	04222	MD015E473ZAA
A14C612	281-0759-00	B050000		CAP, FXD, CER DI:22PF, 10%, 100V	04222	MA101A220KAA
A14C618	283-0422-00			CAP, FXD, CER DI:0.047UF, +80-20%, 50V	04222	MD015E473ZAA
A14C632	281-0759-00	B010100	B040349	CAP, FXD, CER DI:22PF, 10%, 100V	04222	MA101A220KAA

Component No.	Tektronix Part No.	Serial/Assembly No. Effective	Discnt	Name & Description	Mfr. Code	Mfr. Part No.
A14C633	283-0422-00	B010100	B049999	CAP,FXD,CER DI:0.047UF,+80-20%,50V	04222	MD015E473ZAA
A14C650	281-0811-00	B091800		CAP,FXD,CER DI:10PF,10%,100V	04222	MA101A100KAA
A14C658	317-0101-00	B091800		RES,FXD,CMPNS:100 OHM,5%,0.125W	01121	BB1015
A14C660	283-0422-00			CAP,FXD,CER DI:0.047UF,+80-20%,50V	04222	MD015E473ZAA
A14C665	283-0422-00			CAP,FXD,CER DI:0.047UF,+80-20%,50V	04222	MD015E473ZAA
A14C680	281-0759-00	B010100	B049999	CAP,FXD,CER DI:22PF,10%,100V	04222	MA101A220KAA
A14CR165	152-0141-02			SEMICON DVC,DI:SW,SI,30V,150MA,30V,DO-35	03508	DA2527 (1N4152)
A14CR295	152-0581-00	B010100	B040349	SEMICON DVC,DI:RECT,SI,20V,1A,A59	04713	1N5817
A14CR295	152-0141-02	B040350		SEMICON DVC,DI:SW,SI,30V,150MA,30V,DO-35	03508	DA2527 (1N4152)
A14CR340	152-0141-02			SEMICON DVC,DI:SW,SI,30V,150MA,30V,DO-35	03508	DA2527 (1N4152)
A14CR495	152-0581-00	B010100	B040349	SEMICON DVC,DI:RECT,SI,20V,1A,A59	04713	1N5817
A14CR585	152-0141-02	B050000		SEMICON DVC,DI:SW,SI,30V,150MA,30V,DO-35	03508	DA2527 (1N4152)
A14DL355	119-1088-00	B010100	B091378	DELAY LINE,ELEC:4NS,100 OHM	01961	PE-20943
A14DL355	119-1088-01	B091379		DELAY LINE,ELEC:4NS,100 OHM	80009	119-1088-01
A14DL356	119-1088-00	B010100	B091378	DELAY LINE,ELEC:4NS,100 OHM	01961	PE-20943
A14DL356	119-1088-01	B091379		DELAY LINE,ELEC:4NS,100 OHM	80009	119-1088-01
A14DL358	119-1416-00	B010100	B049999	DELAY LINE,ELEC:5NS,100 OHM,TAPPED	01961	PE 20661-001
A14DL364	119-1416-00	B010100	B040349	DELAY LINE,ELEC:5NS,100 OHM,TAPPED	01961	PE 20661-001
A14DL364	119-1088-00	B040350	B049999	DELAY LINE,ELEC:4NS,100 OHM	01961	PE-20943
A14DL366	119-1380-00			DELAY LINE,ELEC:10NS,100 OHM,TAPPED,7 SIP	01961	PE 20662
A14DL368	119-1416-00	B040350	B049999	DELAY LINE,ELEC:5NS,100 OHM,TAPPED	01961	PE 20661-001
A14DL368	119-1380-00	B050000		DELAY LINE,ELEC:10NS,100 OHM,TAPPED,7 SIP	01961	PE 20662
A14DL415	119-1416-00	B010100	B049999	DELAY LINE,ELEC:5NS,100 OHM,TAPPED	01961	PE 20661-001
A14DL456	119-1088-00	B040350	B049999	DELAY LINE,ELEC:4NS,100 OHM	01961	PE-20943
A14DL456	119-1380-00	B050000		DELAY LINE,ELEC:10NS,100 OHM,TAPPED,7 SIP	01961	PE 20662
A14DL480	119-1416-00	B091049		DELAY LINE,ELEC:5NS,100 OHM,TAPPED	01961	PE 20661-001
A14DL510	119-1380-00			DELAY LINE,ELEC:10NS,100 OHM,TAPPED,7 SIP	01961	PE 20662
A14DL575	119-1380-00			DELAY LINE,ELEC:10NS,100 OHM,TAPPED,7 SIP	01961	PE 20662
A14J148	131-0608-00			TERMINAL,PIN:0.365 L X 0.025 BRZ GLD PL	22526	48283-036
A14J246	131-0608-00			TERMINAL,PIN:0.365 L X 0.025 BRZ GLD PL	22526	48283-036
A14J255	131-0608-00	B091049		TERMINAL,PIN:0.365 L X 0.025 BRZ GLD PL	22526	48283-036
A14J310	131-0608-00			TERMINAL,PIN:0.365 L X 0.025 BRZ GLD PL	22526	48283-036
A14J365	131-0608-00			TERMINAL,PIN:0.365 L X 0.025 BRZ GLD PL	22526	48283-036
A14J372	131-0608-00			TERMINAL,PIN:0.365 L X 0.025 BRZ GLD PL	22526	48283-036
A14J375	131-0608-00	B010100	B091048	TERMINAL,PIN:0.365 L X 0.025 BRZ GLD PL (QUANTITY OF 8)	22526	48283-036
A14J375	131-0608-00	B091049		TERMINAL,PIN:0.365 L X 0.025 BRZ GLD PL (QUANTITY OF 6)	22526	48283-036
A14J385	131-0608-00			TERMINAL,PIN:0.365 L X 0.025 BRZ GLD PL	22526	48283-036
A14J452	131-0608-00	B091049		TERMINAL,PIN:0.365 L X 0.025 BRZ GLD PL	22526	48283-036
A14J458	131-0608-00	B010100	B091048	TERMINAL,PIN:0.365 L X 0.025 BRZ GLD PL	22526	48283-036
A14J460	131-0608-00			TERMINAL,PIN:0.365 L X 0.025 BRZ GLD PL	22526	48283-036
A14J510	131-0608-00			TERMINAL,PIN:0.365 L X 0.025 BRZ GLD PL	22526	48283-036
A14J514	131-0608-00			TERMINAL,PIN:0.365 L X 0.025 BRZ GLD PL	22526	48283-036
A14J550	131-0608-00			TERMINAL,PIN:0.365 L X 0.025 BRZ GLD PL	22526	48283-036
A14J615	131-0608-00			TERMINAL,PIN:0.365 L X 0.025 BRZ GLD PL	22526	48283-036
A14J620	131-2221-00			CONN,RCPT,ELEC:CKT BD,50 CONT,MALE	22526	65626-150
A14J630	131-2221-00			CONN,RCPT,ELEC:CKT BD,50 CONT,MALE	22526	65626-150
A14J633	131-0608-00			TERMINAL,PIN:0.365 L X 0.025 BRZ GLD PL	22526	48283-036
A14L382	108-0733-00	B040350	B049999	COIL,RF:FIXED,117NH	80009	108-0733-00
A14P148	131-0993-00			BUS,CONDUCTOR:SHUNT ASSEMBLY,BLACK	22526	65474-005
A14P246	131-0993-00			BUS,CONDUCTOR:SHUNT ASSEMBLY,BLACK	22526	65474-005
A14P255	131-0993-00			BUS,CONDUCTOR:SHUNT ASSEMBLY,BLACK	22526	65474-005
A14P365	131-0993-00			BUS,CONDUCTOR:SHUNT ASSEMBLY,BLACK	22526	65474-005
A14P372	131-0993-00			BUS,CONDUCTOR:SHUNT ASSEMBLY,BLACK	22526	65474-005
A14P375	131-0993-00			BUS,CONDUCTOR:SHUNT ASSEMBLY,BLACK	22526	65474-005
A14P452	131-0993-00	B091049		BUS,CONDUCTOR:SHUNT ASSEMBLY,BLACK	22526	65474-005
A14P458	131-0993-00	B010100	B091048	BUS,CONDUCTOR:SHUNT ASSEMBLY,BLACK	22526	65474-005

Replaceable Electrical Parts  
1240 Service Vol.11

Component No.	Tektronix Part No.	Serial/Assembly No. Effective	Discont	Name & Description	Mfr. Code	Mfr. Part No.
A14P460	131-0993-00			BUS, CONDUCTOR: SHUNT ASSEMBLY, BLACK	22526	65474-005
A14P510	131-0993-00			BUS, CONDUCTOR: SHUNT ASSEMBLY, BLACK	22526	65474-005
A14P514	131-0993-00			BUS, CONDUCTOR: SHUNT ASSEMBLY, BLACK	22526	65474-005
A14P550	131-0993-00			BUS, CONDUCTOR: SHUNT ASSEMBLY, BLACK	22526	65474-005
A14P615	131-0993-00			BUS, CONDUCTOR: SHUNT ASSEMBLY, BLACK	22526	65474-005
A14R110	307-0587-00			RES NTWK, FXD, FI: (7)68 OHM, 20%, 0.125W	11236	750-81-R68 OHM
A14R118	317-0101-00	B010100	B040349	RES, FXD, CMPSN: 100 OHM, 5%, 0.125W	01121	BB1015
A14R118	317-0680-00	B040350	B091048	RES, FXD, CMPSN: 68 OHM, 5%, 0.125W	01121	BB6805
A14R121	317-0101-00	B040350	B091048	RES, FXD, CMPSN: 100 OHM, 5%, 0.125W	01121	BB1015
A14R133	317-0471-00	B050000	B091048	RES, FXD, CMPSN: 470 OHM, 5%, 0.125W	01121	BB4715
A14R133	315-0471-00	B091049		RES, FXD, FILM: 470 OHM, 5%, 0.25W	57668	NTR25J-E470E
A14R136	317-0561-00	B050000	B091048	RES, FXD, CMPSN: 560 OHM, 5%, 0.125W	01121	BB5615
A14R136	315-0561-00	B091049		RES, FXD, FILM: 560 OHM, 5%, 0.25W	19701	5043CX560R0J
A14R140	307-0587-00			RES NTWK, FXD, FI: (7)68 OHM, 20%, 0.125W	11236	750-81-R68 OHM
A14R144	317-0151-00	B040350	B049999	RES, FXD, CMPSN: 150 OHM, 5%, 0.125W	01121	BB1515
A14R147	317-0101-00	B010100	B091048	RES, FXD, CMPSN: 100 OHM, 5%, 0.125W	01121	BB1015
A14R147	315-0101-00	B091049		RES, FXD, FILM: 100 OHM, 5%, 0.25W	57668	NTR25J-E 100E
A14R148	317-0101-00	B010100	B040349	RES, FXD, CMPSN: 100 OHM, 5%, 0.125W	01121	BB1015
A14R148	317-0680-00	B040350	B091048	RES, FXD, CMPSN: 68 OHM, 5%, 0.125W	01121	BB6805
A14R149	317-0221-00	B040350	B049999	RES, FXD, CMPSN: 220 OHM, 5%, 0.125W	01121	BB2215
A14R155	307-0587-00			RES NTWK, FXD, FI: (7)68 OHM, 20%, 0.125W	11236	750-81-R68 OHM
A14R185	315-0101-00	B040350		RES, FXD, FILM: 100 OHM, 5%, 0.25W	57668	NTR25J-E 100E
A14R195	315-0101-00	B010100	B040349	RES, FXD, FILM: 100 OHM, 5%, 0.25W	57668	NTR25J-E 100E
A14R215	307-0587-00			RES NTWK, FXD, FI: (7)68 OHM, 20%, 0.125W	11236	750-81-R68 OHM
A14R220	307-0587-00			RES NTWK, FXD, FI: (7)68 OHM, 20%, 0.125W	11236	750-81-R68 OHM
A14R221	317-0510-00			RES, FXD, CMPSN: 51 OHM, 5%, 0.125W	01121	BB5105
A14R225	307-0587-00			RES NTWK, FXD, FI: (7)68 OHM, 20%, 0.125W	11236	750-81-R68 OHM
A14R230	307-0587-00			RES NTWK, FXD, FI: (7)68 OHM, 20%, 0.125W	11236	750-81-R68 OHM
A14R233	307-0587-00	B010100	B091048	RES NTWK, FXD, FI: (7)68 OHM, 20%, 0.125W	11236	750-81-R68 OHM
A14R236	317-0101-00	B010100	B040349	RES, FXD, CMPSN: 100 OHM, 5%, 0.125W	01121	BB1015
A14R236	317-0680-00	B050000	B091048	RES, FXD, CMPSN: 68 OHM, 5%, 0.125W	01121	BB6805
A14R239	317-0680-00	B050000	B091048	RES, FXD, CMPSN: 68 OHM, 5%, 0.125W	01121	BB6805
A14R240	307-0587-00			RES NTWK, FXD, FI: (7)68 OHM, 20%, 0.125W	11236	750-81-R68 OHM
A14R242	317-0221-00	B010100	B040349	RES, FXD, CMPSN: 220 OHM, 5%, 0.125W	01121	BB2215
A14R244	317-0151-00	B010100	B040349	RES, FXD, CMPSN: 150 OHM, 5%, 0.125W	01121	BB1515
A14R250	307-0587-00			RES NTWK, FXD, FI: (7)68 OHM, 20%, 0.125W	11236	750-81-R68 OHM
A14R258	317-0221-00	B010100	B040349	RES, FXD, CMPSN: 220 OHM, 5%, 0.125W	01121	BB2215
A14R262	317-0680-00	B010100	B091048	RES, FXD, CMPSN: 68 OHM, 5%, 0.125W	01121	BB6805
A14R265	307-0587-00			RES NTWK, FXD, FI: (7)68 OHM, 20%, 0.125W	11236	750-81-R68 OHM
A14R275	307-0587-00			RES NTWK, FXD, FI: (7)68 OHM, 20%, 0.125W	11236	750-81-R68 OHM
A14R285	307-0587-00			RES NTWK, FXD, FI: (7)68 OHM, 20%, 0.125W	11236	750-81-R68 OHM
A14R290	307-0598-00	B010100	B040349	RES NTWK, FXD, FI: 7, 330 OHM, 2%, 1.0W	11236	750-81-R330
A14R295	307-0598-00	B040350		RES NTWK, FXD, FI: 7, 330 OHM, 2%, 1.0W	11236	750-81-R330
A14R310	307-0587-00			RES NTWK, FXD, FI: (7)68 OHM, 20%, 0.125W	11236	750-81-R68 OHM
A14R312	315-0201-00	B010100	B040349	RES, FXD, FILM: 200 OHM, 5%, 0.25W	57668	NTR25J-E200E
A14R312	315-0221-00	B040350	B049999	RES, FXD, FILM: 220 OHM, 5%, 0.25W	57668	NTR25J-E220E
A14R312	315-0120-00	B091049		RES, FXD, FILM: 12 OHM, 5%, 0.25W	57668	NTR25J-R12
A14R314	311-1222-00	B010100	B049999	RES, VAR, NONWV: TRMR, 100 OHM, 0.5W	32997	3386F-T04-101
A14R314	315-0911-00	B091049		RES, FXD, FILM: 910 OHM, 5%, 0.25W	57668	NTR25J-E910E
A14R320	307-0587-00	B050000		RES NTWK, FXD, FI: (7)68 OHM, 20%, 0.125W	11236	750-81-R68 OHM
A14R325	307-0587-00			RES NTWK, FXD, FI: (7)68 OHM, 20%, 0.125W	11236	750-81-R68 OHM
A14R333	317-0271-00	B050000	B091048	RES, FXD, CMPSN: 270 OHM, 5%, 0.125W	01121	BB2715
A14R333	315-0271-00	B091049		RES, FXD, FILM: 270 OHM, 5%, 0.25W	57668	NTR25J-E270E
A14R334	317-0331-00	B050000	B091048	RES, FXD, CMPSN: 330 OHM, 5%, 0.125W	01121	BB3315
A14R334	315-0331-00	B091049		RES, FXD, FILM: 330 OHM, 5%, 0.25W	57668	NTR25J-E330E
A14R335	307-0587-00			RES NTWK, FXD, FI: (7)68 OHM, 20%, 0.125W	11236	750-81-R68 OHM
A14R344	317-0680-00	B050000	B091048	RES, FXD, CMPSN: 68 OHM, 5%, 0.125W	01121	BB6805
A14R345	317-0101-00	B010100	B091048	RES, FXD, CMPSN: 100 OHM, 5%, 0.125W	01121	BB1015

Component No.	Tektronix		Serial/Assembly No.		Name & Description	Mfr. Code	Mfr. Part No.
	Part No.	Effective	Discont				
A14R345	315-0101-00	B091049			RES,FXD,FILM:100 OHM,5%,0.25W	57668	NTR25J-E 100E
A14R346	317-0101-00	B010100	B040349		RES,FXD,CMPNSN:100 OHM,5%,0.125W	01121	BB1015
A14R346	317-0680-00	B040350	B091048		RES,FXD,CMPNSN:68 OHM,5%,0.125W	01121	BB6805
A14R347	317-0680-00	B010100	B091048		RES,FXD,CMPNSN:68 OHM,5%,0.125W	01121	BB6805
A14R348	317-0101-00	B010100	B030250		RES,FXD,CMPNSN:100 OHM,5%,0.125W	01121	BB1015
A14R348	317-0151-00	B030251	B040349		RES,FXD,CMPNSN:150 OHM,5%,0.125W	01121	BB1515
A14R348	317-0680-00	B040350	B091048		RES,FXD,CMPNSN:68 OHM,5%,0.125W	01121	BB6805
A14R348	307-0587-00	B091049			RES NTWK,FXD,FI:(7)68 OHM,20%,0.125W	11236	750-81-R68 OHM
A14R349	317-0680-00	B050000	B091048		RES,FXD,CMPNSN:68 OHM,5%,0.125W	01121	BB6805
A14R358	317-0101-00	B050000	B091048		RES,FXD,CMPNSN:100 OHM,5%,0.125W	01121	BB1015
A14R358	315-0101-00	B091049			RES,FXD,FILM:100 OHM,5%,0.25W	57668	NTR25J-E 100E
A14R362	317-0221-00	B010100	B049999		RES,FXD,CMPNSN:220 OHM,5%,0.125W	01121	BB2215
A14R363	317-0151-00	B030251	B040349		RES,FXD,CMPNSN:150 OHM,5%,0.125W	01121	BB1515
A14R364	317-0680-00	B010100	B091048		RES,FXD,CMPNSN:68 OHM,5%,0.125W	01121	BB6805
A14R365	317-0101-00	B050000	B091048		RES,FXD,CMPNSN:100 OHM,5%,0.125W	01121	BB1015
A14R365	315-0101-00	B091049			RES,FXD,FILM:100 OHM,5%,0.25W	57668	NTR25J-E 100E
A14R366	311-0622-00	B050000	B091048		RES,VAR,NONNW:TRMR,100 OHM,0.5W	32997	3329H-L58-101
A14R366	311-0605-00	B091049			RES,VAR,NONNW:TRMR,200 OHM,0.5W	32997	3329H-G48-201
A14R370	317-0101-00				RES,FXD,CMPNSN:100 OHM,5%,0.125W	01121	BB1015
A14R371	315-0221-00	B091049			RES,FXD,FILM:220 OHM,5%,0.25W	57668	NTR25J-E220E
A14R372	311-0622-00	B010100	B049999		RES,VAR,NONNW:TRMR,100 OHM,0.5W	32997	3329H-L58-101
A14R373	317-0101-00	B010100	B091048		RES,FXD,CMPNSN:100 OHM,5%,0.125W	01121	BB1015
A14R373	315-0101-00	B091049			RES,FXD,FILM:100 OHM,5%,0.25W	57668	NTR25J-E 100E
A14R374	311-0605-00				RES,VAR,NONNW:TRMR,200 OHM,0.5W	32997	3329H-G48-201
A14R375	317-0102-00	B010100	B049999		RES,FXD,CMPNSN:1K OHM,5%,0.125W	01121	BB1025
A14R375	317-0222-00	B050000	B091048		RES,FXD,CMPNSN:2.2K OHM,5%,0.125W	01121	BB2225
A14R375	315-0222-00	B091049			RES,FXD,FILM:2.2K OHM,5%,0.25W	57668	NTR25J-E02K2
A14R378	315-0821-00	B010100	B091048		RES,FXD,FILM:820 OHM,5%,0.25W	19701	5043CX820R0J
A14R378	315-0621-00	B091049			RES,FXD,FILM:620 OHM,5%,0.25W	57668	NTR25J-E620E
A14R380	315-0821-00	B010100	B091048		RES,FXD,FILM:820 OHM,5%,0.25W	19701	5043CX820R0J
A14R382	315-0101-00	B010100	B040349		RES,FXD,FILM:100 OHM,5%,0.25W	57668	NTR25J-E 100E
A14R382	317-0200-00	B040350	B049999		RES,FXD,CMPNSN:20 OHM,5%,0.125W	01121	BB2005
A14R384	315-0680-00	B010100	B091048		RES,FXD,FILM:68 OHM,5%,0.25W	57668	NTR25J-E68E0
A14R385	315-0471-00	B010100	B040349		RES,FXD,FILM:470 OHM,5%,0.25W	57668	NTR25J-E470E
A14R385	315-0510-00	B040350			RES,FXD,FILM:51 OHM,5%,0.25W	19701	5043CX51R00J
A14R386	315-0680-00	B040350	B091048		RES,FXD,FILM:68 OHM,5%,0.25W	57668	NTR25J-E68E0
A14R388	315-0161-00	B010100	B040349		RES,FXD,FILM:160 OHM,5%,0.25W	57668	NTR25J-E 160E
A14R388	315-0111-00	B040350	B091048		RES,FXD,FILM:110 OHM,5%,0.25W	57668	NTR25J-E110E
A14R388	315-0131-00	B091049			RES,FXD,FILM:130 OHM,5%,0.25W	19701	5043CX130R0J
A14R395	307-0598-00	B040350			RES NTWK,FXD,FI:7,330 OHM,2%,1.0W	11236	750-81-R330
A14R396	315-0111-00	B010100	B040349		RES,FXD,FILM:110 OHM,5%,0.25W	57668	NTR25J-E110E
A14R397	315-0680-00	B010100	B040349		RES,FXD,FILM:68 OHM,5%,0.25W	57668	NTR25J-E68E0
A14R410	315-0221-00	B050000	B091048		RES,FXD,FILM:220 OHM,5%,0.25W	57668	NTR25J-E220E
A14R410	315-0111-00	B091049			RES,FXD,FILM:110 OHM,5%,0.25W	57668	NTR25J-E110E
A14R412	315-0511-00	B091049			RES,FXD,FILM:510 OHM,5%,0.25W	19701	5043CX510R0J
A14R413	317-0101-00	B010100	B040349		RES,FXD,CMPNSN:100 OHM,5%,0.125W	01121	BB1015
A14R414	311-1222-00	B050000	B091048		RES,VAR,NONNW:TRMR,100 OHM,0.5W	32997	3386F-T04-101
A14R414	311-2082-00	B091049			RES,VAR,NONNW:TRMR,200 OHM,10%,0.5W	32997	3386X-T04-201
A14R415	317-0221-00	B030251	B040349		RES,FXD,CMPNSN:220 OHM,5%,0.125W	01121	BB2215
A14R417	317-0101-00	B010100	B040349		RES,FXD,CMPNSN:100 OHM,5%,0.125W	01121	BB1015
A14R420	307-0587-00				RES NTWK,FXD,FI:(7)68 OHM,20%,0.125W	11236	750-81-R68 OHM
A14R424	315-0102-00	B091049			RES,FXD,FILM:1K OHM,5%,0.25W	57668	NTR25JE01K0
A14R425	317-0100-00	B030251	B040349		RES,FXD,CMPNSN:10 OHM,5%,0.125W	01121	BB1005
A14R425	317-0101-00	B040600	B049999		RES,FXD,CMPNSN:100 OHM,5%,0.125W	01121	BB1015
A14R425	315-0151-00	B050000	B091048		RES,FXD,FILM:150 OHM,5%,0.25W	57668	NTR25J-E150E
A14R426	317-0100-00	B040600	B049999		RES,FXD,CMPNSN:10 OHM,5%,0.125W	01121	BB1005
A14R428	315-0201-00	B091049			RES,FXD,FILM:200 OHM,5%,0.25W	57668	NTR25J-E200E
A14R430	307-0587-00				RES NTWK,FXD,FI:(7)68 OHM,20%,0.125W	11236	750-81-R68 OHM

Replaceable Electrical Parts  
1240 Service Vol.11

Component No.	Tektronix Part No.	Serial/Assembly No. Effective	Discont	Name & Description	Mfr. Code	Mfr. Part No.
A14R433	307-0587-00			RES NTWK,FXD,FI:(7)68 OHM,20%,0.125W	11236	750-81-R68 OHM
A14R435	307-0587-00			RES NTWK,FXD,FI:(7)68 OHM,20%,0.125W	11236	750-81-R68 OHM
A14R440	317-0101-00	B010100	B049999	RES,FXD,CMPSN:100 OHM,5%,0.125W	01121	BB1015
A14R442	317-0101-00	B050000	B091048	RES,FXD,CMPSN:100 OHM,5%,0.125W	01121	BB1015
A14R442	315-0101-00	B091049		RES,FXD,FILM:100 OHM,5%,0.25W	57668	NTR25J-E 100E
A14R443	317-0101-00	B010100	B040349	RES,FXD,CMPSN:100 OHM,5%,0.125W	01121	BB1015
A14R444	317-0680-00	B050000	B091048	RES,FXD,CMPSN:68 OHM,5%,0.125W	01121	BB6805
A14R445	307-0587-00			RES NTWK,FXD,FI:(7)68 OHM,20%,0.125W	11236	750-81-R68 OHM
A14R456	317-0101-00	B010100	B091048	RES,FXD,CMPSN:100 OHM,5%,0.125W	01121	BB1015
A14R456	315-0101-00	B091049		RES,FXD,FILM:100 OHM,5%,0.25W	57668	NTR25J-E 100E
A14R458	311-0605-00	B010100	B049999	RES,VAR,NONNW:TRMR,200 OHM,0.5W	32997	3329H-G48-201
A14R460	317-0680-00	B040350	B091048	RES,FXD,CMPSN:68 OHM,5%,0.125W	01121	BB6805
A14R461	317-0680-00	B040350	B091048	RES,FXD,CMPSN:68 OHM,5%,0.125W	01121	BB6805
A14R461	315-0680-00	B091049		RES,FXD,FILM:68 OHM,5%,0.25W	57668	NTR25J-E68E0
A14R462	317-0102-00	B010100	B049999	RES,FXD,CMPSN:1K OHM,5%,0.125W	01121	BB1025
A14R462	317-0182-00	B050000	B091048	RES,FXD,CMPSN:1.8K OHM,5%,0.125W	01121	BB1825
A14R462	315-0182-00	B091049		RES,FXD,FILM:1.8K OHM,5%,0.25W	57668	NTR25J-E1K8
A14R465	307-0587-00			RES NTWK,FXD,FI:(7)68 OHM,20%,0.125W	11236	750-81-R68 OHM
A14R470	307-0587-00			RES NTWK,FXD,FI:(7)68 OHM,20%,0.125W	11236	750-81-R68 OHM
A14R476	317-0101-00	B050000	B091048	RES,FXD,CMPSN:100 OHM,5%,0.125W	01121	BB1015
A14R476	315-0101-00	B091049		RES,FXD,FILM:100 OHM,5%,0.25W	57668	NTR25J-E 100E
A14R478	317-0221-00	B040350	B049999	RES,FXD,CMPSN:220 OHM,5%,0.125W	01121	BB2215
A14R480	307-0587-00			RES NTWK,FXD,FI:(7)68 OHM,20%,0.125W	11236	750-81-R68 OHM
A14R485	307-0587-00			RES NTWK,FXD,FI:(7)68 OHM,20%,0.125W	11236	750-81-R68 OHM
A14R490	317-0101-00	B030251	B040349	RES,FXD,CMPSN:100 OHM,5%,0.125W	01121	BB1015
A14R491	317-0101-00	B010100	B040349	RES,FXD,CMPSN:100 OHM,5%,0.125W	01121	BB1015
A14R493	317-0101-00	B010100	B040349	RES,FXD,CMPSN:100 OHM,5%,0.125W	01121	BB1015
A14R495	307-0598-00	B040350		RES NTWK,FXD,FI:7,330 OHM,2%,1.0W	11236	750-81-R330
A14R510	311-1222-00	B050000	B091048	RES,VAR,NONNW:TRMR,100 OHM,0.5W	32997	3386F-T04-101
A14R510	311-2082-00	B091049		RES,VAR,NONNW:TRMR,200 OHM,10%,0.5W	32997	3386X-T04-201
A14R511	317-0101-00	B010100	B049999	RES,FXD,CMPSN:100 OHM,5%,0.125W	01121	BB1015
A14R514	317-0101-00	B040350	B049999	RES,FXD,CMPSN:100 OHM,5%,0.125W	01121	BB1015
A14R515	317-0101-00	B010100	B040349	RES,FXD,CMPSN:100 OHM,5%,0.125W	01121	BB1015
A14R515	317-0680-00	B040350	B049999	RES,FXD,CMPSN:68 OHM,5%,0.125W	01121	BB6805
A14R515	315-0101-00	B050000		RES,FXD,FILM:100 OHM,5%,0.25W	57668	NTR25J-E 100E
A14R516	317-0101-00	B010100	B040349	RES,FXD,CMPSN:100 OHM,5%,0.125W	01121	BB1015
A14R517	317-0101-00	B040350	B049999	RES,FXD,CMPSN:100 OHM,5%,0.125W	01121	BB1015
A14R518	317-0101-00	B010100	B040349	RES,FXD,CMPSN:100 OHM,5%,0.125W	01121	BB1015
A14R519	317-0101-00	B040350	B049999	RES,FXD,CMPSN:100 OHM,5%,0.125W	01121	BB1015
A14R520	307-0587-00			RES NTWK,FXD,FI:(7)68 OHM,20%,0.125W	11236	750-81-R68 OHM
A14R521	317-0101-00	B030251	B040349	RES,FXD,CMPSN:100 OHM,5%,0.125W	01121	BB1015
A14R521	315-0681-00	B091049		RES,FXD,FILM:680 OHM,5%,0.25W	57668	NTR25J-E680E
A14R524	317-0680-00	B050000	B091048	RES,FXD,CMPSN:68 OHM,5%,0.125W	01121	BB6805
A14R524	315-0101-00	B091049		RES,FXD,FILM:100 OHM,5%,0.25W	57668	NTR25J-E 100E
A14R525	317-0561-00	B050000		RES,FXD,CMPSN:560 OHM,5%,0.125W	01121	BB5615
A14R526	317-0182-00	B050000	B091048	RES,FXD,CMPSN:1.8K OHM,5%,0.125W	01121	BB1825
A14R526	315-0272-00	B091049		RES,FXD,FILM:2.7K OHM,5%,0.25W	57668	NTR25J-E02K7
A14R529	317-0680-00	B040350	B049999	RES,FXD,CMPSN:68 OHM,5%,0.125W	01121	BB6805
A14R530	307-0587-00			RES NTWK,FXD,FI:(7)68 OHM,20%,0.125W	11236	750-81-R68 OHM
A14R533	307-0587-00			RES NTWK,FXD,FI:(7)68 OHM,20%,0.125W	11236	750-81-R68 OHM
A14R534	317-0680-00	B040350	B049999	RES,FXD,CMPSN:68 OHM,5%,0.125W	01121	BB6805
A14R538	317-0680-00	B050000	B091048	RES,FXD,CMPSN:68 OHM,5%,0.125W	01121	BB6805
A14R538	315-0680-00	B091049		RES,FXD,FILM:68 OHM,5%,0.25W	57668	NTR25J-E68E0
A14R541	317-0101-00	B091049		RES,FXD,CMPSN:100 OHM,5%,0.125W	01121	BB1015
A14R542	315-0680-00	B091049		RES,FXD,FILM:68 OHM,5%,0.25W	57668	NTR25J-E68E0
A14R544	317-0680-00	B050000	B091048	RES,FXD,CMPSN:68 OHM,5%,0.125W	01121	BB6805
A14R544	315-0680-00	B091049		RES,FXD,FILM:68 OHM,5%,0.25W	57668	NTR25J-E68E0
A14R545	307-0587-00			RES NTWK,FXD,FI:(7)68 OHM,20%,0.125W	11236	750-81-R68 OHM



Component No.	Tektronix Part No.	Serial/Assembly No. Effective	Dscnt	Name & Description	Mfr. Code	Mfr. Part No.
A14R550	317-0101-00			RES, FXD, CMPSN:100 OHM, 5%, 0.125W	01121	BB1015
A14R551	311-0605-00			RES, VAR, NONWW: TRMR, 200 OHM, 0.5W	32997	3329H-G48-201
A14R552	317-0221-00			RES, FXD, CMPSN:220 OHM, 5%, 0.125W	01121	BB2215
A14R553	317-0680-00	B050000	B091048	RES, FXD, CMPSN:68 OHM, 5%, 0.125W	01121	BB6805
A14R554	317-0101-00			RES, FXD, CMPSN:100 OHM, 5%, 0.125W	01121	BB1015
A14R555	307-0587-00	B050000		RES NTWK, FXD, FI:(7)68 OHM, 20%, 0.125W	11236	750-81-R68 OHM
A14R565	307-0587-00			RES NTWK, FXD, FI:(7)68 OHM, 20%, 0.125W	11236	750-81-R68 OHM
A14R570	307-0587-00			RES NTWK, FXD, FI:(7)68 OHM, 20%, 0.125W	11236	750-81-R68 OHM
A14R585	307-0587-00			RES NTWK, FXD, FI:(7)68 OHM, 20%, 0.125W	11236	750-81-R68 OHM
A14R586	317-0511-00	B050000	B091048	RES, FXD, CMPSN:510 OHM, 5%, 0.125W	01121	BB5115
A14R586	315-0511-00	B091049		RES, FXD, FILM:510 OHM, 5%, 0.25W	19701	5043CX510ROJ
A14R587	317-0221-00	B010100	B040349	RES, FXD, CMPSN:220 OHM, 5%, 0.125W	01121	BB2215
A14R590	307-0598-00	B010100	B040349	RES NTWK, FXD, FI:7,330 OHM, 2%, 1.0W	11236	750-81-R330
A14R610	311-1222-00	B010100	B040349	RES, VAR, NONWW: TRMR, 100 OHM, 0.5W	32997	3386F-T04-101
A14R610	317-0102-00	B040350	B049999	RES, FXD, CMPSN:1K OHM, 5%, 0.125W	01121	BB1025
A14R610	311-1222-00	B050000	B091048	RES, VAR, NONWW: TRMR, 100 OHM, 0.5W	32997	3386F-T04-101
A14R610	311-2082-00	B091049		RES, VAR, NONWW: TRMR, 200 OHM, 10%, 0.5W	32997	3386X-T04-201
A14R611	315-0101-00	B010100	B040350	RES, FXD, FILM:100 OHM, 5%, 0.25W	57668	NTR25J-E 100E
A14R611	315-0102-00	B050000		RES, FXD, FILM:1K OHM, 5%, 0.25W	57668	NTR25JE01K0
A14R612	311-1222-00	B010100	B040349	RES, VAR, NONWW: TRMR, 100 OHM, 0.5W	32997	3386F-T04-101
A14R612	315-0331-00	B040350		RES, FXD, FILM:330 OHM, 5%, 0.25W	57668	NTR25J-E330E
A14R613	315-0151-00	B010100	B049999	RES, FXD, FILM:150 OHM, 5%, 0.25W	57668	NTR25J-E150E
A14R613	315-0470-00	B050000		RES, FXD, FILM:47 OHM, 5%, 0.25W	57668	NTR25J-E47E0
A14R614	315-0680-00			RES, FXD, FILM:68 OHM, 5%, 0.25W	57668	NTR25J-E68E0
A14R615	307-0587-00			RES NTWK, FXD, FI:(7)68 OHM, 20%, 0.125W	11236	750-81-R68 OHM
A14R616	307-0721-00			RES NTWK, FXD, FI:5,68 OHM, 2%, 1.5 W	01121	110B680
A14R617	315-0221-00	B040350	B091048	RES, FXD, FILM:220 OHM, 5%, 0.25W	57668	NTR25J-E220E
A14R617	315-0151-00	B091049		RES, FXD, FILM:150 OHM, 5%, 0.25W	57668	NTR25J-E150E
A14R618	307-0721-00			RES NTWK, FXD, FI:5,68 OHM, 2%, 1.5 W	01121	110B680
A14R620	307-0594-00			RES NTWK, FXD, FI:(8)220 OHM, 2%, 0.125W	11236	750-81-R220
A14R622	315-0221-00	B050000		RES, FXD, FILM:220 OHM, 5%, 0.25W	57668	NTR25J-E220E
A14R624	315-0221-00	B050000		RES, FXD, FILM:220 OHM, 5%, 0.25W	57668	NTR25J-E220E
A14R625	307-0587-00			RES NTWK, FXD, FI:(7)68 OHM, 20%, 0.125W	11236	750-81-R68 OHM
A14R626	307-0721-00			RES NTWK, FXD, FI:5,68 OHM, 2%, 1.5 W	01121	110B680
A14R628	307-0721-00			RES NTWK, FXD, FI:5,68 OHM, 2%, 1.5 W	01121	110B680
A14R635	307-0587-00			RES NTWK, FXD, FI:(7)68 OHM, 20%, 0.125W	11236	750-81-R68 OHM
A14R636	317-0102-00	B010100	B040349	RES, FXD, CMPSN:1K OHM, 5%, 0.125W	01121	BB1025
A14R640	307-0587-00			RES NTWK, FXD, FI:(7)68 OHM, 20%, 0.125W	11236	750-81-R68 OHM
A14R644	317-0680-00			RES, FXD, CMPSN:68 OHM, 5%, 0.125W	01121	BB6805
A14R645	317-0102-00	B040350	B040778	RES, FXD, CMPSN:1K OHM, 5%, 0.125W	01121	BB1025
A14R645	317-0101-00	B040779	B091048	RES, FXD, CMPSN:100 OHM, 5%, 0.125W	01121	BB1015
A14R648	317-0680-00	B050000	B091048	RES, FXD, CMPSN:68 OHM, 5%, 0.125W	01121	BB6805
A14R650	317-0102-00	B040404	B040778	RES, FXD, CMPSN:1K OHM, 5%, 0.125W	01121	BB1025
A14R650	317-0680-00	B040779		RES, FXD, CMPSN:68 OHM, 5%, 0.125W	01121	BB6805
A14R651	317-0680-00	B050000	B091048	RES, FXD, CMPSN:68 OHM, 5%, 0.125W	01121	BB6805
A14R652	317-0101-00	B010100	B049999	RES, FXD, CMPSN:100 OHM, 5%, 0.125W	01121	BB1015
A14R652	317-0680-00	B050000		RES, FXD, CMPSN:68 OHM, 5%, 0.125W	01121	BB6805
A14R653	317-0680-00	B050000	B091048	RES, FXD, CMPSN:68 OHM, 5%, 0.125W	01121	BB6805
A14R653	315-0680-00	B091049		RES, FXD, FILM:68 OHM, 5%, 0.25W	57668	NTR25J-E68E0
A14R654	317-0680-00	B040779	B091048	RES, FXD, CMPSN:68 OHM, 5%, 0.125W	01121	BB6805
A14R655	307-0587-00			RES NTWK, FXD, FI:(7)68 OHM, 20%, 0.125W	11236	750-81-R68 OHM
A14R656	317-0680-00	B080000	B091048	RES, FXD, CMPSN:68 OHM, 5%, 0.125W	01121	BB6805
A14R656	315-0680-00	B091049		RES, FXD, FILM:68 OHM, 5%, 0.25W	57668	NTR25J-E68E0
A14R657	317-0102-00	B080000	B091048	RES, FXD, CMPSN:1K OHM, 5%, 0.125W	01121	BB1025
A14R657	315-0102-00	B091049		RES, FXD, FILM:1K OHM, 5%, 0.25W	57668	NTR25JE01K0
A14R665	317-0331-00	B050000	B091048	RES, FXD, CMPSN:330 OHM, 5%, 0.125W	01121	BB3315
A14R670	307-0811-00			RES NTWK, FXD, FI:6,180 OHM, 6,270 OHM	01121	316T110
A14R672	307-0587-00			RES NTWK, FXD, FI:(7)68 OHM, 20%, 0.125W	11236	750-81-R68 OHM

Replaceable Electrical Parts  
1240 Service Vol.11

Component No.	Tektronix Part No.	Serial/Assembly No.		Name & Description	Mfr. Code	Mfr. Part No.
		Effective	Dscont			
A14R675	317-0751-00	B010100	B049999	RES,FXD,CMPSPN:750 OHM,5%,0.125W	01121	BB7515
A14R675	317-0680-00	B050000	B091048	RES,FXD,CMPSPN:68 OHM,5%,0.125W	01121	BB6805
A14R676	307-0587-00	B091049		RES NTWK,FXD,FI:(7)68 OHM,20%,0.125W	11236	750-81-R68 OHM
A14R677	317-0680-00	B040350	B091048	RES,FXD,CMPSPN:68 OHM,5%,0.125W	01121	BB6805
A14R679	315-0181-00	B091049		RES,FXD,FILM:180 OHM,5%,0.25W	57668	NTR25J-E180E
A14R680	315-0101-00	B091049		RES,FXD,FILM:100 OHM,5%,0.25W	57668	NTR25J-E 100E
A14R681	315-0680-00	B030251	B040349	RES,FXD,FILM:68 OHM,5%,0.25W	57668	NTR25J-E68E0
A14R681	315-0201-00	B091049		RES,FXD,FILM:200 OHM,5%,0.25W	57668	NTR25J-E200E
A14R683	317-0680-00	B040350	B049999	RES,FXD,CMPSPN:68 OHM,5%,0.125W	01121	BB6805
A14R683	317-0101-00	B050000	B091048	RES,FXD,CMPSPN:100 OHM,5%,0.125W	01121	BB1015
A14R684	317-0680-00	B010100	B091048	RES,FXD,CMPSPN:68 OHM,5%,0.125W	01121	BB6805
A14R685	307-0587-00			RES NTWK,FXD,FI:(7)68 OHM,20%,0.125W	11236	750-81-R68 OHM
A14R690	317-0102-00	B040350	B040778	RES,FXD,CMPSPN:1K OHM,5%,0.125W	01121	BB1025
A14R690	317-0680-00	B040779	B091048	RES,FXD,CMPSPN:68 OHM,5%,0.125W	01121	BB6805
A14R695	307-0598-00	B010100	B040349	RES NTWK,FXD,FI:7,330 OHM,2%,1.0W	11236	750-81-R330
A14TP118	131-0608-00			TERMINAL,PIN:0.365 L X 0.025 BRZ GLD PL	22526	48283-036
A14TP133	131-0608-00	B010100	B091048	TERMINAL,PIN:0.365 L X 0.025 BRZ GLD PL	22526	48283-036
A14TP148	131-0608-00	B010100	B091048	TERMINAL,PIN:0.365 L X 0.025 BRZ GLD PL	22526	48283-036
A14TP152	131-0608-00	B010100	B091048	TERMINAL,PIN:0.365 L X 0.025 BRZ GLD PL	22526	48283-036
A14TP153	131-0608-00	B010100	B091048	TERMINAL,PIN:0.365 L X 0.025 BRZ GLD PL	22526	48283-036
A14TP160	131-0608-00			TERMINAL,PIN:0.365 L X 0.025 BRZ GLD PL	22526	48283-036
A14TP180	131-0608-00	B091049		TERMINAL,PIN:0.365 L X 0.025 BRZ GLD PL	22526	48283-036
A14TP248	131-0608-00			TERMINAL,PIN:0.365 L X 0.025 BRZ GLD PL	22526	48283-036
A14TP260	131-0608-00			TERMINAL,PIN:0.365 L X 0.025 BRZ GLD PL	22526	48283-036
A14TP262	131-0608-00			TERMINAL,PIN:0.365 L X 0.025 BRZ GLD PL	22526	48283-036
A14TP342	131-0608-00	B010100	B091048	TERMINAL,PIN:0.365 L X 0.025 BRZ GLD PL	22526	48283-036
A14TP343	131-0608-00	B091049		TERMINAL,PIN:0.365 L X 0.025 BRZ GLD PL	22526	48283-036
A14TP344	131-0608-00	B091049		TERMINAL,PIN:0.365 L X 0.025 BRZ GLD PL	22526	48283-036
A14TP358	131-0608-00			TERMINAL,PIN:0.365 L X 0.025 BRZ GLD PL	22526	48283-036
A14TP516	131-0608-00			TERMINAL,PIN:0.365 L X 0.025 BRZ GLD PL	22526	48283-036
A14TP520	131-0608-00			TERMINAL,PIN:0.365 L X 0.025 BRZ GLD PL	22526	48283-036
A14TP532	131-0608-00	B010100	B091048	TERMINAL,PIN:0.365 L X 0.025 BRZ GLD PL	22526	48283-036
A14TP534	131-0608-00			TERMINAL,PIN:0.365 L X 0.025 BRZ GLD PL	22526	48283-036
A14TP535	131-0608-00			TERMINAL,PIN:0.365 L X 0.025 BRZ GLD PL	22526	48283-036
A14TP536	131-0608-00			TERMINAL,PIN:0.365 L X 0.025 BRZ GLD PL	22526	48283-036
A14TP538	131-0608-00			TERMINAL,PIN:0.365 L X 0.025 BRZ GLD PL	22526	48283-036
A14TP563	131-0608-00			TERMINAL,PIN:0.365 L X 0.025 BRZ GLD PL	22526	48283-036
A14TP564	131-0608-00	B010100	B091048	TERMINAL,PIN:0.365 L X 0.025 BRZ GLD PL	22526	48283-036
A14TP565	131-0608-00	B010100	B091048	TERMINAL,PIN:0.365 L X 0.025 BRZ GLD PL	22526	48283-036
A14TP645	131-0608-00			TERMINAL,PIN:0.365 L X 0.025 BRZ GLD PL	22526	48283-036
A14TP646	131-0608-00			TERMINAL,PIN:0.365 L X 0.025 BRZ GLD PL	22526	48283-036
A14TP648	131-0608-00			TERMINAL,PIN:0.365 L X 0.025 BRZ GLD PL	22526	48283-036
A14TP649	131-0608-00			TERMINAL,PIN:0.365 L X 0.025 BRZ GLD PL	22526	48283-036
A14TP653	131-0608-00	B010100	B091048	TERMINAL,PIN:0.365 L X 0.025 BRZ GLD PL	22526	48283-036
A14TP654	131-0608-00			TERMINAL,PIN:0.365 L X 0.025 BRZ GLD PL	22526	48283-036
A14TP660	131-0608-00			TERMINAL,PIN:0.365 L X 0.025 BRZ GLD PL	22526	48283-036
A14TP695	131-0608-00	B091049		TERMINAL,PIN:0.365 L X 0.025 BRZ GLD PL	22526	48283-036
A14U110	156-1647-00			MICROCKT,DGTL:ML,QUAD HIGH-SPEED V COMPTR	04713	MC3431P
A14U115	156-0760-01			MICROCKT,DGTL:QUINT LATCH,SCRN	04713	MC10175P/L
A14U120	156-1700-01			MICROCKT,DGTL:ECL,16 X 4 SRAM	04713	MC10H145L
A14U125	156-1700-01			MICROCKT,DGTL:ECL,16 X 4 SRAM	04713	MC10H145L
A14U130	156-1700-01			MICROCKT,DGTL:ECL,16 X 4 SRAM	04713	MC10H145L
A14U133	156-1700-01			MICROCKT,DGTL:ECL,16 X 4 SRAM	04713	MC10H145L
A14U135	156-1700-01			MICROCKT,DGTL:ECL,16 X 4 SRAM	04713	MC10H145L
A14U140	156-1733-00			MICROCKT,DGTL:QUAD OR/NOR GATE	04713	MC10H101PD
A14U145	156-1639-01			MICROCKT,DGTL:SCREENED	04713	MC10H131PD
A14U150	156-1339-00			MICROCKT,LINER:HIGH SPEED DUAL DIFF COMPTR	18324	NE521N/SUPRII-B
A14U155	156-1639-01			MICROCKT,DGTL:SCREENED	04713	MC10H131PD

Component No.	Tektronix		Serial/Assembly No.		Name & Description	Mfr. Code	Mfr. Part No.
	Part No.	Effective	Dscort				
A14U160	156-1038-01	B010100	B080316		MICROCKT,DGTL:4 BIT BINARY COUNTER	07263	SL81660
A14U160	156-2142-00	B080317			MICROCKT,DGTL:ECL,4-BIT COUNTER	04713	MC10H016(P OR L)
A14U165	156-1038-01	B010100	B080316		MICROCKT,DGTL:4 BIT BINARY COUNTER	07263	SL81660
A14U165	156-2142-00	B080317			MICROCKT,DGTL:ECL,4-BIT COUNTER	04713	MC10H016(P OR L)
A14U170	156-1327-00				MICROCKT,DGTL:CMOS,3 STATE OCTAL D FF,SCRN	27014	MM74C374NA+
A14U175	156-1327-00				MICROCKT,DGTL:CMOS,3 STATE OCTAL D FF,SCRN	27014	MM74C374NA+
A14U180	156-1327-00				MICROCKT,DGTL:CMOS,3 STATE OCTAL D FF,SCRN	27014	MM74C374NA+
A14U185	156-1327-00				MICROCKT,DGTL:CMOS,3 STATE OCTAL D FF,SCRN	27014	MM74C374NA+
A14U190	156-1327-00				MICROCKT,DGTL:CMOS,3 STATE OCTAL D FF,SCRN	27014	MM74C374NA+
A14U210	156-1647-00				MICROCKT,DGTL:ML,QUAD HIGH-SPEED V COMPTR	04713	MC3431P
A14U215	156-1639-01				MICROCKT,DGTL:SCREENED	04713	MC10H131PD
A14U220	156-1038-01	B010100	B080316		MICROCKT,DGTL:4 BIT BINARY COUNTER	07263	SL81660
A14U220	156-2142-00	B080317			MICROCKT,DGTL:ECL,4-BIT COUNTER	04713	MC10H016(P OR L)
A14U225	156-1038-01	B010100	B080316		MICROCKT,DGTL:4 BIT BINARY COUNTER	07263	SL81660
A14U225	156-2142-00	B080317			MICROCKT,DGTL:ECL,4-BIT COUNTER	04713	MC10H016(P OR L)
A14U230	156-1038-01	B010100	B080316		MICROCKT,DGTL:4 BIT BINARY COUNTER	07263	SL81660
A14U230	156-2142-00	B080317			MICROCKT,DGTL:ECL,4-BIT COUNTER	04713	MC10H016(P OR L)
A14U233	156-1038-01	B010100	B080316		MICROCKT,DGTL:4 BIT BINARY COUNTER	07263	SL81660
A14U233	156-2142-00	B080317			MICROCKT,DGTL:ECL,4-BIT COUNTER	04713	MC10H016(P OR L)
A14U235	156-1700-01				MICROCKT,DGTL:ECL,16 X 4 SRAM	04713	MC10H145L
A14U240	156-1642-01				MICROCKT,DGTL:SCREENED	04713	MC10H105LD
A14U245	156-1639-01				MICROCKT,DGTL:SCREENED	04713	MC10H131PD
A14U250	156-1639-01				MICROCKT,DGTL:SCREENED	04713	MC10H131PD
A14U255	156-1639-01				MICROCKT,DGTL:SCREENED	04713	MC10H131PD
A14U260	156-1639-01				MICROCKT,DGTL:SCREENED	04713	MC10H131PD
A14U265	156-1641-01				MICROCKT,DGTL:SCREENED	04713	MC10H102(LDORPD)
A14U270	156-1647-00				MICROCKT,DGTL:ML,QUAD HIGH-SPEED V COMPTR	04713	MC3431P
A14U275	156-1647-00				MICROCKT,DGTL:ML,QUAD HIGH-SPEED V COMPTR	04713	MC3431P
A14U280	156-1647-00				MICROCKT,DGTL:ML,QUAD HIGH-SPEED V COMPTR	04713	MC3431P
A14U285	156-1647-00				MICROCKT,DGTL:ML,QUAD HIGH-SPEED V COMPTR	04713	MC3431P
A14U290	156-1647-00				MICROCKT,DGTL:ML,QUAD HIGH-SPEED V COMPTR	04713	MC3431P
A14U295	156-1111-02				MICROCKT,DGTL:OCTAL BUS XCVR W/3 STATE OUT	01295	SN74LS245N3
A14U315	156-1639-01				MICROCKT,DGTL:SCREENED	04713	MC10H131PD
A14U320	156-1642-01				MICROCKT,DGTL:SCREENED	04713	MC10H105LD
A14U325	156-1682-00				MICROCKT,DGTL:DUAL 4-5 INPUT OR/NOR GATE	04713	MC10H109LD
A14U330	156-1700-01				MICROCKT,DGTL:ECL,16 X 4 SRAM	04713	MC10H145L
A14U333	156-1700-01				MICROCKT,DGTL:ECL,16 X 4 SRAM	04713	MC10H145L
A14U335	156-1700-01				MICROCKT,DGTL:ECL,16 X 4 SRAM	04713	MC10H145L
A14U340	156-1733-00				MICROCKT,DGTL:QUAD OR/NOR GATE	04713	MC10H101PD
A14U345	156-1794-00				MICROCKT,DGTL:10KH H SP EMTR COUPLER LOGIC	04713	MC10H121PD
A14U350	156-1674-00				MICROCKT,DGTL:SCREENED	04713	MC10H104LD
A14U360	156-1639-01				MICROCKT,DGTL:SCREENED	04713	MC10H131PD
A14U395	156-0469-02	B040350			MICROCKT,DGTL:3/8 LINE DCDR,SCRN	01295	SN74LS138NP3
A14U415	156-1641-01				MICROCKT,DGTL:SCREENED	04713	MC10H102(LDORPD)
A14U420	156-1642-01				MICROCKT,DGTL:SCREENED	04713	MC10H105LD
A14U421	156-1641-01	B010100	B030250		MICROCKT,DGTL:SCREENED	04713	MC10H102(LDORPD)
A14U425	156-1639-01				MICROCKT,DGTL:SCREENED	04713	MC10H131PD
A14U430	156-1710-00				MICROCKT,DGTL:DUAL 2-WIDE 2-3 INPUT OR-AND/ OR-AND-INV GATE	04713	MC10H117PD
A14U433	156-1639-01				MICROCKT,DGTL:SCREENED	04713	MC10H131PD
A14U435	156-1038-01				MICROCKT,DGTL:4 BIT BINARY COUNTER	07263	SL81660
A14U440	156-1639-01				MICROCKT,DGTL:SCREENED	04713	MC10H131PD
A14U445	156-1642-01				MICROCKT,DGTL:SCREENED	04713	MC10H105LD
A14U450	156-1641-01				MICROCKT,DGTL:SCREENED	04713	MC10H102(LDORPD)
A14U460	156-1639-01				MICROCKT,DGTL:SCREENED	04713	MC10H131PD
A14U465	156-1641-01				MICROCKT,DGTL:SCREENED	04713	MC10H102(LDORPD)
A14U470	156-1642-01	B010100	B091048		MICROCKT,DGTL:SCREENED	04713	MC10H105LD
A14U470	156-1641-01	B091049			MICROCKT,DGTL:SCREENED	04713	MC10H102(LDORPD)

Replaceable Electrical Parts  
1240 Service Vol.11

Component No.	Tektronix Part No.	Serial/Assembly No. Effective	Discnt	Name & Description	Mfr. Code	Mfr. Part No.
A14U475	156-1641-01	B010100	B091048	MICROCKT,DGTL:SCREENED	04713	MC10H102(LDORPD)
A14U475	156-1733-00	B091049		MICROCKT,DGTL:QUAD OR/NOR GATE	04713	MC10H101PD
A14U480	156-1674-00			MICROCKT,DGTL:SCREENED	04713	MC10H104LD
A14U485	156-1639-01			MICROCKT,DGTL:SCREENED	04713	MC10H131PD
A14U490	156-1038-01	B010100	B080316	MICROCKT,DGTL:4 BIT BINARY COUNTER	07263	SL81660
A14U490	156-2142-00	B080317		MICROCKT,DGTL:ECL,4-BIT COUNTER	04713	MC10H016(P OR L)
A14U495	156-0469-02	B040350		MICROCKT,DGTL:3/8 LINE DCDR,SCRN	01295	SN74LS138NP3
A14U515	156-1639-01			MICROCKT,DGTL:SCREENED	04713	MC10H131PD
A14U520	156-1795-00			MICROCKT,DGTL:DUAL 4 TO 1 MUX	04713	MC10H174PD
A14U525	156-1639-01			MICROCKT,DGTL:SCREENED	04713	MC10H131PD
A14U530	156-1682-00			MICROCKT,DGTL:DUAL 4-5 INPUT OR/NOR GATE	04713	MC10H109LD
A14U533	156-1674-00			MICROCKT,DGTL:SCREENED	04713	MC10H104LD
A14U535	156-1676-00			MICROCKT,DGTL:SCREENED	04713	MC10H107LD
A14U540	156-1700-01			MICROCKT,DGTL:ECL,16 X 4 SRAM	04713	MC10H145L
A14U545	156-1849-00			MICROCKT,DGTL:ECL,QUAD 2 INPUT OR GATE	04713	MC10H103 PDS
A14U555	156-1639-01			MICROCKT,DGTL:SCREENED	04713	MC10H131PD
A14U560	156-1710-00			MICROCKT,DGTL:DUAL 2-WIDE 2-3 INPUT OR-AND/ OR-AND-INV GATE	04713	MC10H117PD
A14U565	156-1639-01			MICROCKT,DGTL:SCREENED	04713	MC10H131PD
A14U570	156-1794-00			MICROCKT,DGTL:10KH H SP EMTR COUPLER LOGIC	04713	MC10H121PD
A14U575	156-1639-01			MICROCKT,DGTL:SCREENED	04713	MC10H131PD
A14U580	156-1794-00			MICROCKT,DGTL:10KH H SP EMTR COUPLER LOGIC	04713	MC10H121PD
A14U585	156-1639-01			MICROCKT,DGTL:SCREENED	04713	MC10H131PD
A14U586	156-1639-01	B010100	B040349	MICROCKT,DGTL:SCREENED	04713	MC10H131PD
A14U590	156-1642-01	B010100	B040349	MICROCKT,DGTL:SCREENED	04713	MC10H105LD
A14U590	156-1639-01	B040350		MICROCKT,DGTL:SCREENED	04713	MC10H131PD
A14U595	156-0469-02	B010100	B040349	MICROCKT,DGTL:3/8 LINE DCDR,SCRN	01295	SN74LS138NP3
A14U595	156-1642-01	B040350		MICROCKT,DGTL:SCREENED	04713	MC10H105LD
A14U615	156-0205-02			MICROCKT,DGTL:QUAD 2 INP NOR GATE	04713	MC10102PD/LD
A14U620	156-0743-01			MICROCKT,DGTL:HEX D MA SLAVE FF W/RESET	04713	MC10186PD/LD
A14U625	156-0630-01			MICROCKT,DGTL:HEX INVERTER/BUFFER,SCREENED	04713	MC10195PD/LD
A14U630	156-1794-00			MICROCKT,DGTL:10KH H SP EMTR COUPLER LOGIC	04713	MC10H121PD
A14U633	156-1794-00			MICROCKT,DGTL:10KH H SP EMTR COUPLER LOGIC	04713	MC10H121PD
A14U635	156-1794-00			MICROCKT,DGTL:10KH H SP EMTR COUPLER LOGIC	04713	MC10H121PD
A14U640	156-1794-00			MICROCKT,DGTL:10KH H SP EMTR COUPLER LOGIC	04713	MC10H121PD
A14U645	156-1639-01			MICROCKT,DGTL:SCREENED	04713	MC10H131PD
A14U650	156-1642-01			MICROCKT,DGTL:SCREENED	04713	MC10H105LD
A14U655	156-1639-01			MICROCKT,DGTL:SCREENED	04713	MC10H131PD
A14U660	156-1676-00			MICROCKT,DGTL:SCREENED	04713	MC10H107LD
A14U665	156-1641-01			MICROCKT,DGTL:SCREENED	04713	MC10H102(LDORPD)
A14U675	156-1794-00			MICROCKT,DGTL:10KH H SP EMTR COUPLER LOGIC	04713	MC10H121PD
A14U680	156-1641-01	B010100	B091048	MICROCKT,DGTL:SCREENED	04713	MC10H102(LDORPD)
A14U680	156-1710-00	B091049		MICROCKT,DGTL:DUAL 2-WIDE 2-3 INPUT OR-AND/ OR-AND-INV GATE	04713	MC10H117PD
A14U685	156-1639-01			MICROCKT,DGTL:SCREENED	04713	MC10H131PD
A14U690	156-1676-00	B010100	B040349	MICROCKT,DGTL:SCREENED	04713	MC10H107LD
A14U690	156-1639-01	B040350		MICROCKT,DGTL:SCREENED	04713	MC10H131PD
A14U691	156-1639-01	B010100	B040349	MICROCKT,DGTL:SCREENED	04713	MC10H131PD
A14U695	156-0469-02	B010100	B040349	MICROCKT,DGTL:3/8 LINE DCDR,SCRN	01295	SN74LS138NP3
A14U695	156-1676-00	B040350		MICROCKT,DGTL:SCREENED	04713	MC10H107LD
A14W618	131-0566-00	B010100	B049999	BUS,CONDUCTOR:DUMMY RES,0.094 OD X 0.225 L	24546	QMA 07
A14Y614	158-0255-00	B040350		XTAL UNIT,QTZ:12.0MHZ 0.015%,SER	33096	CTAT-101411
A14Y634	158-0255-00	B010100	B040349	XTAL UNIT,QTZ:12.0MHZ 0.015%,SER	33096	CTAT-101411
A15	670-7524-01	B010100	B029999	CIRCUIT BD ASSY:9 CHANNEL ACQUISITION (D1 ONLY)	80009	670-7524-01
A15	670-7524-02	B030000	B030494	CIRCUIT BD ASSY:9 CHANNEL ACQUISITION (D1 ONLY)	80009	670-7524-02
A15	670-7524-03	B030495	B039999	CIRCUIT BD ASSY:9 CHANNEL ACQUISITION (D1 ONLY)	80009	670-7524-03

Component No.	Tektronix Part No.	Serial/Assembly No. Effective	Dscont	Name & Description	Mfr. Code	Mfr. Part No.
A15	670-7524-04	B040000	B040497	CIRCUIT BD ASSY:9 CHANNEL ACQUISITION (D1 ONLY)	80009	670-7524-04
A15	670-7524-05	B040498	B040742	CIRCUIT BD ASSY:9 CHANNEL ACQUISITION (D1 ONLY)	80009	670-7524-05
A15	670-7524-06	B040743	B042339	CIRCUIT BD ASSY:9 CHANNEL ACQUISITION (D1 ONLY)	80009	670-7524-06
A15	670-7524-07	B042340	B042612	CIRCUIT BD ASSY:9 CHANNEL ACQUISITION (D1 ONLY)	80009	670-7524-07
A15	670-7524-08	B042613	B044104	CIRCUIT BD ASSY:9 CHANNEL ACQUISITION (D1 ONLY)	80009	670-7524-08
A15	670-7524-09	B044105		CIRCUIT BD ASSY:9 CHAN ACQ (D1 ONLY)	80009	670-7524-09
A15C100	283-0422-00			CAP,FXD,CER DI:0.047UF,+80-20%,50V	04222	MD015E473ZAA
A15C115	283-0422-00			CAP,FXD,CER DI:0.047UF,+80-20%,50V	04222	MD015E473ZAA
A15C125	283-0422-00			CAP,FXD,CER DI:0.047UF,+80-20%,50V	04222	MD015E473ZAA
A15C135	283-0422-00			CAP,FXD,CER DI:0.047UF,+80-20%,50V	04222	MD015E473ZAA
A15C152	283-0422-00			CAP,FXD,CER DI:0.047UF,+80-20%,50V	04222	MD015E473ZAA
A15C155	283-0422-00			CAP,FXD,CER DI:0.047UF,+80-20%,50V	04222	MD015E473ZAA
A15C160	283-0422-00			CAP,FXD,CER DI:0.047UF,+80-20%,50V	04222	MD015E473ZAA
A15C170	283-0422-00			CAP,FXD,CER DI:0.047UF,+80-20%,50V	04222	MD015E473ZAA
A15C188	281-0792-00			CAP,FXD,CER DI:82PF,10%,100V	04222	MA101A820KAA
A15C190	281-0809-00	B010100	B029999	CAP,FXD,CER DI:200 PF,5%,100V	04222	MA101A201JAA
A15C190	281-0773-00	B030000		CAP,FXD,CER DI:0.01UF,10%,100V	04222	MA201C103KAA
A15C192	281-0773-00	B010100	B029999	CAP,FXD,CER DI:0.01UF,10%,100V	04222	MA201C103KAA
A15C192	281-0809-00	B030000		CAP,FXD,CER DI:200 PF,5%,100V	04222	MA101A201JAA
A15C262	281-0814-00			CAP,FXD,CER DI:100 PF,10%,100V	04222	MA101A101KAA
A15C270	283-0422-00			CAP,FXD,CER DI:0.047UF,+80-20%,50V	04222	MD015E473ZAA
A15C275	283-0422-00			CAP,FXD,CER DI:0.047UF,+80-20%,50V	04222	MD015E473ZAA
A15C280	281-0775-00			CAP,FXD,CER DI:0.1UF,20%,50V	04222	MA205E104MAA
A15C281	290-0778-00			CAP,FXD,ELCLT:1UF,+50 -10%,50V,NPLZD	54473	ECE-A50N1
A15C282	290-0778-00			CAP,FXD,ELCLT:1UF,+50 -10%,50V,NPLZD	54473	ECE-A50N1
A15C285	283-0422-00			CAP,FXD,CER DI:0.047UF,+80-20%,50V	04222	MD015E473ZAA
A15C290	283-0422-00			CAP,FXD,CER DI:0.047UF,+80-20%,50V	04222	MD015E473ZAA
A15C294	283-0204-00			CAP,FXD,CER DI:0.01UF,20%,50V	04222	SR155E103MAA
A15C295	281-0773-00	B010100	B044104	CAP,FXD,CER DI:0.01UF,10%,100V	04222	MA201C103KAA
A15C295	281-0813-00	B044105		CAP,FXD,CER DI:0.047UF,20%,50V	05397	C412C473M5V2CA
A15C310	283-0422-00			CAP,FXD,CER DI:0.047UF,+80-20%,50V	04222	MD015E473ZAA
A15C315	283-0422-00			CAP,FXD,CER DI:0.047UF,+80-20%,50V	04222	MD015E473ZAA
A15C320	283-0422-00			CAP,FXD,CER DI:0.047UF,+80-20%,50V	04222	MD015E473ZAA
A15C330	283-0422-00			CAP,FXD,CER DI:0.047UF,+80-20%,50V	04222	MD015E473ZAA
A15C335	283-0422-00			CAP,FXD,CER DI:0.047UF,+80-20%,50V	04222	MD015E473ZAA
A15C341	283-0422-00			CAP,FXD,CER DI:0.047UF,+80-20%,50V	04222	MD015E473ZAA
A15C345	283-0422-00			CAP,FXD,CER DI:0.047UF,+80-20%,50V	04222	MD015E473ZAA
A15C347	283-0422-00			CAP,FXD,CER DI:0.047UF,+80-20%,50V	04222	MD015E473ZAA
A15C352	283-0422-00			CAP,FXD,CER DI:0.047UF,+80-20%,50V	04222	MD015E473ZAA
A15C355	283-0422-00			CAP,FXD,CER DI:0.047UF,+80-20%,50V	04222	MD015E473ZAA
A15C365	283-0422-00			CAP,FXD,CER DI:0.047UF,+80-20%,50V	04222	MD015E473ZAA
A15C370	283-0422-00	B010100	B030000	CAP,FXD,CER DI:0.047UF,+80-20%,50V	04222	MD015E473ZAA
A15C375	283-0422-00			CAP,FXD,CER DI:0.047UF,+80-20%,50V	04222	MD015E473ZAA
A15C380	290-0778-00			CAP,FXD,ELCLT:1UF,+50 -10%,50V,NPLZD	54473	ECE-A50N1
A15C385	283-0422-00			CAP,FXD,CER DI:0.047UF,+80-20%,50V	04222	MD015E473ZAA
A15C400	283-0422-00			CAP,FXD,CER DI:0.047UF,+80-20%,50V	04222	MD015E473ZAA
A15C410	283-0422-00			CAP,FXD,CER DI:0.047UF,+80-20%,50V	04222	MD015E473ZAA
A15C414	283-0422-00	B030000		CAP,FXD,CER DI:0.047UF,+80-20%,50V	04222	MD015E473ZAA
A15C420	283-0422-00			CAP,FXD,CER DI:0.047UF,+80-20%,50V	04222	MD015E473ZAA
A15C430	283-0422-00			CAP,FXD,CER DI:0.047UF,+80-20%,50V	04222	MD015E473ZAA
A15C447	283-0422-00			CAP,FXD,CER DI:0.047UF,+80-20%,50V	04222	MD015E473ZAA
A15C455	281-0862-00	B040498	B042612	CAP,FXD,CER DI:0.001UF,+80-20%,100V	04222	MA101C10ZMAA
A15C455	281-0765-00	B042613		CAP,FXD,CER DI:100PF,5%,100V	04222	MA101A101JAA

Replaceable Electrical Parts  
1240 Service Vol.11

Component No.	Tektronix Part No.	Serial/Assembly No. Effective	Discont	Name & Description	Mfr. Code	Mfr. Part No.
A15C456	281-0862-00	B040498	B042612	CAP,FXD,CER DI:0.001UF,+80-20%,100V	04222	MA101C10ZMAA
A15C456	281-0765-00	B042613		CAP,FXD,CER DI:100PF,5%,100V	04222	MA101A101JAA
A15C457	283-0422-00			CAP,FXD,CER DI:0.047UF,+80-20%,50V	04222	MD015E473ZAA
A15C460	283-0422-00	B030000		CAP,FXD,CER DI:0.047UF,+80-20%,50V	04222	MD015E473ZAA
A15C470	283-0422-00			CAP,FXD,CER DI:0.047UF,+80-20%,50V	04222	MD015E473ZAA
A15C475	283-0422-00			CAP,FXD,CER DI:0.047UF,+80-20%,50V	04222	MD015E473ZAA
A15C480	283-0422-00			CAP,FXD,CER DI:0.047UF,+80-20%,50V	04222	MD015E473ZAA
A15C490	283-0422-00			CAP,FXD,CER DI:0.047UF,+80-20%,50V	04222	MD015E473ZAA
A15C510	283-0422-00			CAP,FXD,CER DI:0.047UF,+80-20%,50V	04222	MD015E473ZAA
A15C515	283-0422-00	B030000		CAP,FXD,CER DI:0.047UF,+80-20%,50V	04222	MD015E473ZAA
A15C535	283-0422-00	B030000		CAP,FXD,CER DI:0.047UF,+80-20%,50V	04222	MD015E473ZAA
A15C538	283-0422-00	B030000		CAP,FXD,CER DI:0.047UF,+80-20%,50V	04222	MD015E473ZAA
A15C565	283-0422-00			CAP,FXD,CER DI:0.047UF,+80-20%,50V	04222	MD015E473ZAA
A15C575	283-0422-00			CAP,FXD,CER DI:0.047UF,+80-20%,50V	04222	MD015E473ZAA
A15C608	283-0422-00	B030000		CAP,FXD,CER DI:0.047UF,+80-20%,50V	04222	MD015E473ZAA
A15C618	283-0422-00	B030000		CAP,FXD,CER DI:0.047UF,+80-20%,50V	04222	MD015E473ZAA
A15C695	283-0422-00			CAP,FXD,CER DI:0.047UF,+80-20%,50V	04222	MD015E473ZAA
A15CR250	152-0141-02	B030000		SEMICON DVC,DI:SW,SI,30V,150MA,30V,DO-35	03508	DA2527 (1N4152)
A15CR270	152-0141-02	B030300		SEMICON DVC,DI:SW,SI,30V,150MA,30V,DO-35	03508	DA2527 (1N4152)
A15CR271	152-0141-02	B030300		SEMICON DVC,DI:SW,SI,30V,150MA,30V,DO-35	03508	DA2527 (1N4152)
A15CR286	152-0581-00	B010100	B030299	SEMICON DVC,DI:RECT,SI,20V,1A,A59	04713	1N5817
A15CR286	152-0141-02	B020300		SEMICON DVC,DI:SW,SI,30V,150MA,30V,DO-35	03508	DA2527 (1N4152)
A15CR291	152-0141-02			SEMICON DVC,DI:SW,SI,30V,150MA,30V,DO-35	03508	DA2527 (1N4152)
A15CR293	152-0141-02			SEMICON DVC,DI:SW,SI,30V,150MA,30V,DO-35	03508	DA2527 (1N4152)
A15CR294	152-0141-02			SEMICON DVC,DI:SW,SI,30V,150MA,30V,DO-35	03508	DA2527 (1N4152)
A15CR295	152-0141-02			SEMICON DVC,DI:SW,SI,30V,150MA,30V,DO-35	03508	DA2527 (1N4152)
A15CR310	152-0141-02	B010100	B030299	SEMICON DVC,DI:SW,SI,30V,150MA,30V,DO-35	03508	DA2527 (1N4152)
A15CR350	152-0141-02	B010100	B029999	SEMICON DVC,DI:SW,SI,30V,150MA,30V,DO-35	03508	DA2527 (1N4152)
A15CR678	152-0322-00			SEMICON DVC,DI:SchOTTKY,SI,15V,1.2PF,DO-35	50434	5082-2672
A15CR678	152-0322-00			SEMICON DVC,DI:SchOTTKY,SI,15V,1.2PF,DO-35	50434	5082-2672
A15DL360	119-1088-00			DELAY LINE,ELEC:4NS,100 OHM	01961	PE-20943
A15L294	108-0520-00			COIL,RF:FIXED,2.2UH	80009	108-0520-00
A15L295	108-0520-00			COIL,RF:FIXED,2.2UH	80009	108-0520-00
A15Q475	151-0341-00			TRANSISTOR:NPN,SI,TO-106	04713	SPS6919
A15Q600	151-0342-00			TRANSISTOR:PNP,SI,TO-92	07263	S035928
A15Q605	151-0342-00			TRANSISTOR:PNP,SI,TO-92	07263	S035928
A15Q608	151-0342-00			TRANSISTOR:PNP,SI,TO-92	07263	S035928
A15Q610	151-0342-00			TRANSISTOR:PNP,SI,TO-92	07263	S035928
A15Q615	151-0342-00			TRANSISTOR:PNP,SI,TO-92	07263	S035928
A15Q618	151-0342-00			TRANSISTOR:PNP,SI,TO-92	07263	S035928
A15Q620	151-0342-00			TRANSISTOR:PNP,SI,TO-92	07263	S035928
A15Q625	151-0342-00			TRANSISTOR:PNP,SI,TO-92	07263	S035928
A15Q628	151-0342-00			TRANSISTOR:PNP,SI,TO-92	07263	S035928
A15R100	307-0640-00			RES NTWK,FXD,FI:9.50 OHM,5%,0.125 W	11236	750-101-R50
A15R115	307-0489-00			RES NTWK,FXD,FI:7,100 OHM,20%,1.0W	11236	750-81-R100
A15R120	307-0489-00			RES NTWK,FXD,FI:7,100 OHM,20%,1.0W	11236	750-81-R100
A15R135	307-0486-00			RES NTWK,FXD,FI:100 OHM,20%,1.125W	11236	750-101-R100 OHM
A15R150	307-0489-00			RES NTWK,FXD,FI:7,100 OHM,20%,1.0W	11236	750-81-R100
A15R165	307-0503-00			RES NTWK,FXD,FI:(9) 510 OHM,20%,0.125W	11236	750-101-R510
A15R180	311-1245-00			RES,VAR,NONWV:TRMR,10K OHM,0.5W	32997	3386X-DY6-103
A15R181	311-1236-00	B010100	B042339	RES,VAR,NONWV:TRMR,250 OHM,0.5W	32997	3386X-T07-251
A15R181	311-1248-00	B042340		RES,VAR,NONWV:TRMR,500 OHM,0.5W	32997	3386X-T07-501
A15R182	315-0105-00			RES,FXD,FILM:1M OHM,5%,0.25W	19701	5043CX1M000J
A15R183	315-0103-00			RES,FXD,FILM:10K OHM,5%,0.25W	19701	5043CX10K00J
A15R184	321-0777-03	B010100	B042339	RES,FXD,FILM:5.14K OHM,0.25%,0.125W,TC=T2	19701	MF4C5.14K0HM
A15R184	321-0260-09	B042340		RES,FXD,FILM:4.99K OHM,1%,.125W,TC=T9	01121	ORDER BY DESC
A15R185	315-0203-00			RES,FXD,FILM:20K OHM,5%,0.25W	57668	NTR25J-E 20K
A15R186	321-0763-07	B010100	B042339	RES,FXD,FILM:1.12K OHM,0.1%,0.125W,TC=T9	19701	5033RE1K120B

Component No.	Tektronix		Serial/Assembly No.	Name & Description	Mfr. Code	Mfr. Part No.
	Part No.	Effective Dscont				
A15R186	321-0159-08		B042340	RES,FXD,FILM:442 OHM,1%,0.125W,TC=T2	19701	5033RC442ROF
A15R190	321-0414-04			RES,FXD,FILM:200K OHM,0.1%,0.125W,TC=T2	19701	5033RC200KOB
A15R191	321-0924-07			RES,FXD,FILM:40K OHM,0.1%,0.125W,TC=T9	19701	5033RE40K00B
A15R257	307-0489-00			RES NTWK,FXD,FI:7,100 OHM,20%,1.0W	11236	750-81-R100
A15R280	321-0318-07			RES,FXD,FILM:20.0K OHM,0.1%,0.125W,TC=T9	19701	5033RE20K00BCM
A15R281	321-0318-07			RES,FXD,FILM:20.0K OHM,0.1%,0.125W,TC=T9	19701	5033RE20K00BCM
A15R282	315-0103-00			RES,FXD,FILM:10K OHM,5%,0.25W	19701	5043CX10K00J
A15R290	315-0103-00			RES,FXD,FILM:10K OHM,5%,0.25W	19701	5043CX10K00J
A15R291	315-0392-00			RES,FXD,FILM:3.9K OHM,5%,0.25W	57668	NTR25J-E03K9
A15R295	317-0510-00	B040743	B044104	RES,FXD,CMPSN:51 OHM,5%,0.125W	01121	BB5105
A15R295	315-0510-00	B044105		RES,FXD,FILM:51 OHM,5%,0.25W	19701	5043CX51R00J
A15R300	315-0511-00			RES,FXD,FILM:510 OHM,5%,0.25W	19701	5043CX510R0J
A15R305	315-0511-00			RES,FXD,FILM:510 OHM,5%,0.25W	19701	5043CX510R0J
A15R315	307-0486-00			RES NTWK,FXD,FI:100 OHM,20%,1.125W	11236	750-101-R100 OHM
A15R322	315-0101-00			RES,FXD,FILM:100 OHM,5%,0.25W	57668	NTR25J-E 100E
A15R325	315-0101-00	B040000		RES,FXD,FILM:100 OHM,5%,0.25W	57668	NTR25J-E 100E
A15R330	307-0486-00			RES NTWK,FXD,FI:100 OHM,20%,1.125W	11236	750-101-R100 OHM
A15R331	315-0510-00	B044105		RES,FXD,FILM:51 OHM,5%,0.25W	19701	5043CX51R00J
A15R338	315-0101-00			RES,FXD,FILM:100 OHM,5%,0.25W	57668	NTR25J-E 100E
A15R342	307-0488-00			RES NTWK,FXD,FI:5 100 OHM,20%,0.75W	01121	106A1010R706A101
A15R346	307-0488-00			RES NTWK,FXD,FI:5 100 OHM,20%,0.75W	01121	106A1010R706A101
A15R350	317-0511-00	B030300	B044104	RES,FXD,CMPSN:510 OHM,5%,0.125W	01121	BB5115
A15R350	315-0511-00	B044105		RES,FXD,FILM:510 OHM,5%,0.25W	19701	5043CX510R0J
A15R352	307-0488-00			RES NTWK,FXD,FI:5 100 OHM,20%,0.75W	01121	106A1010R706A101
A15R376	317-0202-00	B030300	B044104	RES,FXD,CMPSN:2K OHM,5%,0.125W	01121	BB2025
A15R376	315-0202-00	B044105		RES,FXD,FILM:2K OHM,5%,0.25W	57668	NTR25J-E 2K
A15R377	315-0511-00	B030000		RES,FXD,FILM:510 OHM,5%,0.25W	19701	5043CX510R0J
A15R378	315-0511-00			RES,FXD,FILM:510 OHM,5%,0.25W	19701	5043CX510R0J
A15R379	315-0511-00			RES,FXD,FILM:510 OHM,5%,0.25W	19701	5043CX510R0J
A15R380	315-0511-00			RES,FXD,FILM:510 OHM,5%,0.25W	19701	5043CX510R0J
A15R381	315-0511-00			RES,FXD,FILM:510 OHM,5%,0.25W	19701	5043CX510R0J
A15R382	315-0511-00			RES,FXD,FILM:510 OHM,5%,0.25W	19701	5043CX510R0J
A15R383	315-0511-00			RES,FXD,FILM:510 OHM,5%,0.25W	19701	5043CX510R0J
A15R384	317-0103-00	B010100	B029999	RES,FXD,CMPSN:10K OHM,5%,0.125W	01121	BB1035
A15R384	315-0103-00	B030000		RES,FXD,FILM:10K OHM,5%,0.25W	19701	5043CX10K00J
A15R385	307-0539-00			RES NTWK,FXD,FI:(7)510 OHM,10%,1W	11236	750-81-R510 OHM
A15R395	315-0511-00			RES,FXD,FILM:510 OHM,5%,0.25W	19701	5043CX510R0J
A15R397	315-0511-00			RES,FXD,FILM:510 OHM,5%,0.25W	19701	5043CX510R0J
A15R400	307-0486-00			RES NTWK,FXD,FI:100 OHM,20%,1.125W	11236	750-101-R100 OHM
A15R401	315-0101-00	B044105		RES,FXD,FILM:100 OHM,5%,0.25W	57668	NTR25J-E 100E
A15R415	315-0101-00	B040000		RES,FXD,FILM:100 OHM,5%,0.25W	57668	NTR25J-E 100E
A15R430	307-0489-00			RES NTWK,FXD,FI:7,100 OHM,20%,1.0W	11236	750-81-R100
A15R437	317-0151-00			RES,FXD,CMPSN:150 OHM,5%,0.125W	01121	BB1515
A15R442	307-0488-00			RES NTWK,FXD,FI:5 100 OHM,20%,0.75W	01121	106A1010R706A101
A15R443	317-0301-00	B010100	B029999	RES,FXD,CMPSN:300 OHM,5%,0.125W	01121	BB3015
A15R451	317-0151-00	B010100	B029999	RES,FXD,CMPSN:150 OHM,5%,0.125W	01121	BB1515
A15R452	317-0151-00	B010100	B029999	RES,FXD,CMPSN:150 OHM,5%,0.125W	01121	BB1515
A15R456	307-0488-00			RES NTWK,FXD,FI:5 100 OHM,20%,0.75W	01121	106A1010R706A101
A15R475	307-0503-00			RES NTWK,FXD,FI:(9) 510 OHM,20%,0.125W	11236	750-101-R510
A15R480	315-0511-00			RES,FXD,FILM:510 OHM,5%,0.25W	19701	5043CX510R0J
A15R482	315-0511-00			RES,FXD,FILM:510 OHM,5%,0.25W	19701	5043CX510R0J
A15R485	307-0503-00			RES NTWK,FXD,FI:(9) 510 OHM,20%,0.125W	11236	750-101-R510
A15R490	315-0511-00			RES,FXD,FILM:510 OHM,5%,0.25W	19701	5043CX510R0J
A15R530	315-0620-00	B030000		RES,FXD,FILM:62 OHM,5%,0.25W	19701	5043CX63R00J
A15R531	315-0151-00			RES,FXD,FILM:150 OHM,5%,0.25W	57668	NTR25J-E150E
A15R532	315-0151-00			RES,FXD,FILM:150 OHM,5%,0.25W	57668	NTR25J-E150E
A15R533	315-0620-00			RES,FXD,FILM:62 OHM,5%,0.25W	19701	5043CX63R00J
A15R534	315-0201-00	B010100	B029999	RES,FXD,FILM:200 OHM,5%,0.25W	57668	NTR25J-E200E

Component No.	Tektronix Part No.	Serial/Assembly No. Effective	Discont	Name & Description	Mfr. Code	Mfr. Part No.
A15R534	315-0511-00	B030000		RES,FXD,FILM:510 OHM,5%,0.25W	19701	5043CX510R0J
A15R535	315-0511-00	B030000		RES,FXD,FILM:510 OHM,5%,0.25W	19701	5043CX510R0J
A15R536	315-0620-00	B010100	B029999	RES,FXD,FILM:62 OHM,5%,0.25W	19701	5043CX63R00J
A15R536	315-0200-00	B030000		RES,FXD,FILM:20 OHM,5%,0.25W	19701	5043CX20R00J
A15R538	307-0486-00	B010100	B029999	RES NTWK,FXD,FI:100 OHM,20%,1.125W	11236	750-101-R100 OHM
A15R538	307-0488-00	B030000		RES NTWK,FXD,FI:5 100 OHM,20%,0.75W	01121	106A1010R706A101
A15R546	307-0488-00			RES NTWK,FXD,FI:5 100 OHM,20%,0.75W	01121	106A1010R706A101
A15R556	307-0488-00			RES NTWK,FXD,FI:5 100 OHM,20%,0.75W	01121	106A1010R706A101
A15R565	307-0486-00			RES NTWK,FXD,FI:100 OHM,20%,1.125W	11236	750-101-R100 OHM
A15R570	307-0489-00			RES NTWK,FXD,FI:7,100 OHM,20%,1.0W	11236	750-81-R100
A15R575	307-0489-00			RES NTWK,FXD,FI:7,100 OHM,20%,1.0W	11236	750-81-R100
A15R593	317-0511-00	B010100	B029999	RES,FXD,CMPSN:510 OHM,5%,0.125W	01121	BB5115
A15R600	307-0445-00			RES NTWK,FXD,FI:4.7K OHM,20%,(9)RES	32997	4310R-101-472
A15R630	307-0489-00	B030000		RES NTWK,FXD,FI:7,100 OHM,20%,1.0W	11236	750-81-R100
A15R635	317-0200-00	B010100	B029999	RES,FXD,CMPSN:20 OHM,5%,0.125W	01121	BB2005
A15TP185	214-0579-00	B010100	B044104	TERM,TEST POINT:BRS CD PL	80009	214-0579-00
A15TP185	131-0608-00	B044105		TERMINAL,PIN:0.365 L X 0.025 BRZ GLD PL	22526	48283-036
A15TP250	131-0608-00	B044105		TERMINAL,PIN:0.365 L X 0.025 BRZ GLD PL	22526	48283-036
A15TP291	214-0579-00	B010100	B044104	TERM,TEST POINT:BRS CD PL	80009	214-0579-00
A15TP291	131-0608-00	B044105		TERMINAL,PIN:0.365 L X 0.025 BRZ GLD PL	22526	48283-036
A15TP325	131-0608-00	B044105		TERMINAL,PIN:0.365 L X 0.025 BRZ GLD PL	22526	48283-036
A15TP665	131-0608-00	B044105		TERMINAL,PIN:0.365 L X 0.025 BRZ GLD PL	22526	48283-036
A15U100	156-1635-00	B010100	B041497	MICROCKT,DGTL:256 X 4 SRAM	27014	DM10422A
A15U100	156-2172-00	B041498		MICROCKT,DGTL:ECL,256 X 4 RANDOM ACCESS MEM	04713	MCM10422-L10
A15U115	156-1635-00	B010100	B041497	MICROCKT,DGTL:256 X 4 SRAM	27014	DM10422A
A15U115	156-2172-00	B041498		MICROCKT,DGTL:ECL,256 X 4 RANDOM ACCESS MEM	04713	MCM10422-L10
A15U120	156-1635-00	B010100	B041497	MICROCKT,DGTL:256 X 4 SRAM	27014	DM10422A
A15U120	156-2172-00	B041498		MICROCKT,DGTL:ECL,256 X 4 RANDOM ACCESS MEM	04713	MCM10422-L10
A15U125	156-1635-00	B010100	B041497	MICROCKT,DGTL:256 X 4 SRAM	27014	DM10422A
A15U125	156-2172-00	B041498		MICROCKT,DGTL:ECL,256 X 4 RANDOM ACCESS MEM	04713	MCM10422-L10
A15U135	156-1635-00	B010100	B041497	MICROCKT,DGTL:256 X 4 SRAM	27014	DM10422A
A15U135	156-2172-00	B041498		MICROCKT,DGTL:ECL,256 X 4 RANDOM ACCESS MEM	04713	MCM10422-L10
A15U140	156-1642-01			MICROCKT,DGTL:SCREENED	04713	MC10H105LD
A15U145	156-1647-00			MICROCKT,DGTL:ML,QUAD HIGH-SPEED V COMPTR	04713	MC3431P
A15U150	156-1038-01			MICROCKT,DGTL:4 BIT BINARY COUNTER	07263	SL81660
A15U155	156-0295-02			MICROCKT,DGTL:TRIPLE 2-INP EXCL OR EXCL NOR	04713	MC10107PD/LD
A15U160	156-1226-00			MICROCKT,LINER:DUAL COMPARATOR	18324	LM319F
A15U165	156-1647-00			MICROCKT,DGTL:ML,QUAD HIGH-SPEED V COMPTR	04713	MC3431P
A15U170	156-1327-00			MICROCKT,DGTL:CMOS,3 STATE OCTAL D FF,SCRN	27014	MM74C374NA+
A15U175	156-1311-00	B010100	B042339	MICROCKT,LINER:D/A CONVERTER	18324	NE5018N-11B
A15U175	156-1311-01	B042340		MICROCKT,LINER:D/A CONVERTER	18324	NE5018NB
A15U245	156-1647-00			MICROCKT,DGTL:ML,QUAD HIGH-SPEED V COMPTR	04713	MC3431P
A15U250	156-1038-01			MICROCKT,DGTL:4 BIT BINARY COUNTER	07263	SL81660
A15U255	156-1038-01			MICROCKT,DGTL:4 BIT BINARY COUNTER	07263	SL81660
A15U260	156-1641-01			MICROCKT,DGTL:SCREENED	04713	MC10H102(LDORPD)
A15U265	156-1647-00			MICROCKT,DGTL:ML,QUAD HIGH-SPEED V COMPTR	04713	MC3431P
A15U270	156-1327-00			MICROCKT,DGTL:CMOS,3 STATE OCTAL D FF,SCRN	27014	MM74C374NA+
A15U275	156-1327-00			MICROCKT,DGTL:CMOS,3 STATE OCTAL D FF,SCRN	27014	MM74C374NA+
A15U290	156-0385-02			MICROCKT,DGTL:HEX INVERTER,SCRN	07263	74LS04PCQR
A15U295	156-1191-01			MICROCKT,LINER:DUAL BI-FET OP-AMP,8 DIP	80009	156-1191-01
A15U300	156-0579-02			MICROCKT,DGTL:DUAL 4 BIT BIN COUNTER,SCRN	02735	CD4520BFX
A15U310	156-1712-00			MICROCKT,DGTL:HEX D MASTER-SLAVE FF	04713	MC10H176PD
A15U315	156-0543-01			MICROCKT,DGTL:HEX BUFFER	04713	MC10188PD/LD
A15U320	156-1712-00			MICROCKT,DGTL:HEX D MASTER-SLAVE FF	04713	MC10H176PD
A15U330	156-1712-00			MICROCKT,DGTL:HEX D MASTER-SLAVE FF	04713	MC10H176PD
A15U335	156-1712-00			MICROCKT,DGTL:HEX D MASTER-SLAVE FF	04713	MC10H176PD
A15U340	156-1639-01			MICROCKT,DGTL:SCREENED	04713	MC10H131PD
A15U345	156-1674-00			MICROCKT,DGTL:SCREENED	04713	MC10H104LD



Component No.	Tektronix Part No.	Serial/Assembly No. Effective	Discnt	Name & Description	Mfr. Code	Mfr. Part No.
A15U350	156-1641-01			MICROCKT,DGTL:SCREENED	04713	MC10H102(LDORPD)
A15U355	156-1639-01			MICROCKT,DGTL:SCREENED	04713	MC10H131PD
A15U390	156-0784-02			MICROCKT,DGTL:SYNC 4-BIT BINARY COUNTER	01295	SN74LS163AN P3
A15U410	156-1685-00			MICROCKT,DGTL:ECL,1024 X 1 SRAM	TK1015	HM2112-1
A15U415	156-1685-00			MICROCKT,DGTL:ECL,1024 X 1 SRAM	TK1015	HM2112-1
A15U420	156-0543-01			MICROCKT,DGTL:HEX BUFFER	04713	MC10188PD/LD
A15U425	156-1685-00			MICROCKT,DGTL:ECL,1024 X 1 SRAM	TK1015	HM2112-1
A15U430	156-0543-01			MICROCKT,DGTL:HEX BUFFER	04713	MC10188PD/LD
A15U435	156-1685-00			MICROCKT,DGTL:ECL,1024 X 1 SRAM	TK1015	HM2112-1
A15U440	156-1733-00	B010100	B029999	MICROCKT,DGTL:QUAD OR/NOR GATE	04713	MC10H101PD
A15U440	156-1642-01	B030000		MICROCKT,DGTL:SCREENED	04713	MC10H105LD
A15U445	156-1710-00			MICROCKT,DGTL:DUAL 2-WIDE 2-3 INPUT OR-AND/ OR-AND-INV GATE	04713	MC10H117PD
A15U450	156-1733-00			MICROCKT,DGTL:QUAD OR/NOR GATE	04713	MC10H101PD
A15U455	156-1795-00			MICROCKT,DGTL:DUAL 4 TO 1 MUX	04713	MC10H174PD
A15U475	156-1327-00			MICROCKT,DGTL:CMOS,3 STATE OCTAL D FF,SCRN	27014	MM74C374NA+
A15U480	156-1277-00			MICROCKT,DGTL:LS TTL,3-STATE OCTAL BFR,SCRN	27014	DM81LS95ANA+
A15U490	156-0734-02			MICROCKT,DGTL:4-BIT R-SHF,L-SHF RGTR	01295	SN74LS295BNP3
A15U495	156-0734-02			MICROCKT,DGTL:4-BIT R-SHF,L-SHF RGTR	01295	SN74LS295BNP3
A15U500	155-0270-00			MICROCKT,DGTL:FRONT END CIRCUIT	80009	155-0270-00
A15U510	155-0270-00			MICROCKT,DGTL:FRONT END CIRCUIT	80009	155-0270-00
A15U520	155-0270-00			MICROCKT,DGTL:FRONT END CIRCUIT	80009	155-0270-00
A15U535	156-1733-00			MICROCKT,DGTL:QUAD OR/NOR GATE	04713	MC10H101PD
A15U540	156-1710-00			MICROCKT,DGTL:DUAL 2-WIDE 2-3 INPUT OR-AND/ OR-AND-INV GATE	04713	MC10H117PD
A15U545	156-1639-01			MICROCKT,DGTL:SCREENED	04713	MC10H131PD
A15U550	156-1639-01			MICROCKT,DGTL:SCREENED	04713	MC10H131PD
A15U555	156-1710-00			MICROCKT,DGTL:DUAL 2-WIDE 2-3 INPUT OR-AND/ OR-AND-INV GATE	04713	MC10H117PD
A15U560	156-1639-01			MICROCKT,DGTL:SCREENED	04713	MC10H131PD
A15U565	156-0743-01			MICROCKT,DGTL:HEX D MA SLAVE FF W/RESET	04713	MC10186PD/LD
A15U570	156-0743-01			MICROCKT,DGTL:HEX D MA SLAVE FF W/RESET	04713	MC10186PD/LD
A15U575	156-0743-01			MICROCKT,DGTL:HEX D MA SLAVE FF W/RESET	04713	MC10186PD/LD
A15U580	156-0469-02			MICROCKT,DGTL:3/8 LINE DCDR,SCRN	01295	SN74LS138NP3
A15U590	156-0469-02			MICROCKT,DGTL:3/8 LINE DCDR,SCRN	01295	SN74LS138NP3
A15U595	156-1111-02			MICROCKT,DGTL:OCTAL BUS XCVR W/3 STATE OUT	01295	SN74LS245N3
A15U630	156-1640-01	B010100	B029999	MICROCKT,DGTL:SCREENED	04713	MC10H116(LDORPD)
A15U630	156-1682-00	B030000		MICROCKT,DGTL:DUAL 4-5 INPUT OR/NOR GATE	04713	MC10H109LD
A15U635	156-1682-00	B010100	B029999	MICROCKT,DGTL:DUAL 4-5 INPUT OR/NOR GATE	04713	MC10H109LD
A15U635	156-1640-01	B030000		MICROCKT,DGTL:SCREENED	04713	MC10H116(LDORPD)
A15W310	131-0566-00	B010100	B044104	BUS,CONDUCTOR:DUMMY RES,0.094 OD X 0.225 L	24546	OMA 07
A16	670-7703-01	B010100	B029999	CIRCUIT BD ASSY:18 CHANNEL ACQUISITION (D2 ONLY)	80009	670-7703-01
A16	670-7703-02	B030000	B030451	CIRCUIT BD ASSY:18 CHANNEL ACQUISITION (D2 ONLY)	80009	670-7703-02
A16	670-7703-03	B030452	B039999	CIRCUIT BD ASSY:18 CHANNEL ACQUISITION (D2 ONLY)	80009	670-7703-03
A16	670-7703-04	B040000	B043399	CIRCUIT BD ASSY:18 CHANNEL ACQUISITION (D2 ONLY)	80009	670-7703-04
A16	670-7703-05	B043400	B044131	CIRCUIT BD ASSY:18 CHANNEL ACQUISITION (D2 ONLY)	80009	670-7703-05
A16	670-7703-06	B044132	B045947	CIRCUIT BD ASSY:18 CHANNEL ACQUISITION (D2 ONLY)	80009	670-7703-06
A16	670-7703-07	B045948		CIRCUIT BD ASSY:18 CHANNEL ACQUISITION (D2 ONLY)	80009	670-7703-07
A16C101	283-0422-00			CAP,FXD,CER DI:0.047UF,+80-20%,50V	04222	MD015E473ZAA
A16C102	283-0422-00			CAP,FXD,CER DI:0.047UF,+80-20%,50V	04222	MD015E473ZAA
A16C103	283-0422-00			CAP,FXD,CER DI:0.047UF,+80-20%,50V	04222	MD015E473ZAA
A16C110	283-0422-00			CAP,FXD,CER DI:0.047UF,+80-20%,50V	04222	MD015E473ZAA
A16C117	283-0422-00			CAP,FXD,CER DI:0.047UF,+80-20%,50V	04222	MD015E473ZAA

Replaceable Electrical Parts  
1240 Service Vol.11

Component No.	Tektronix Part No.	Serial/Assembly No. Effective	Dscont	Name & Description	Mfr. Code	Mfr. Part No.
A16C129	283-0422-00			CAP,FXD,CER DI:0.047UF,+80-20%,50V	04222	MD015E473ZAA
A16C136	283-0422-00			CAP,FXD,CER DI:0.047UF,+80-20%,50V	04222	MD015E473ZAA
A16C142	283-0422-00			CAP,FXD,CER DI:0.047UF,+80-20%,50V	04222	MD015E473ZAA
A16C143	283-0422-00			CAP,FXD,CER DI:0.047UF,+80-20%,50V	04222	MD015E473ZAA
A16C144	283-0422-00			CAP,FXD,CER DI:0.047UF,+80-20%,50V	04222	MD015E473ZAA
A16C145	283-0422-00			CAP,FXD,CER DI:0.047UF,+80-20%,50V	04222	MD015E473ZAA
A16C146	281-0773-00			CAP,FXD,CER DI:0.01UF,10%,100V	04222	MA201C103KAA
A16C152	281-0773-00			CAP,FXD,CER DI:0.01UF,10%,100V	04222	MA201C103KAA
A16C162	290-0177-00			CAP,FXD,ELCTLT:1UF,20%,50V	05397	T320A105M050AS
A16C163	290-0177-00			CAP,FXD,ELCTLT:1UF,20%,50V	05397	T320A105M050AS
A16C164	281-0775-00			CAP,FXD,CER DI:0.1UF,20%,50V	04222	MA205E104MAA
A16C165	281-0792-00			CAP,FXD,CER DI:82PF,10%,100V	04222	MA101A820KAA
A16C203	283-0422-00			CAP,FXD,CER DI:0.047UF,+80-20%,50V	04222	MD015E473ZAA
A16C207	283-0422-00			CAP,FXD,CER DI:0.047UF,+80-20%,50V	04222	MD015E473ZAA
A16C210	283-0422-00			CAP,FXD,CER DI:0.047UF,+80-20%,50V	04222	MD015E473ZAA
A16C215	283-0422-00			CAP,FXD,CER DI:0.047UF,+80-20%,50V	04222	MD015E473ZAA
A16C220	283-0422-00			CAP,FXD,CER DI:0.047UF,+80-20%,50V	04222	MD015E473ZAA
A16C222	283-0422-00			CAP,FXD,CER DI:0.047UF,+80-20%,50V	04222	MD015E473ZAA
A16C223	283-0422-00			CAP,FXD,CER DI:0.047UF,+80-20%,50V	04222	MD015E473ZAA
A16C234	283-0422-00			CAP,FXD,CER DI:0.047UF,+80-20%,50V	04222	MD015E473ZAA
A16C243	283-0422-00			CAP,FXD,CER DI:0.047UF,+80-20%,50V	04222	MD015E473ZAA
A16C244	283-0422-00			CAP,FXD,CER DI:0.047UF,+80-20%,50V	04222	MD015E473ZAA
A16C245	283-0422-00			CAP,FXD,CER DI:0.047UF,+80-20%,50V	04222	MD015E473ZAA
A16C246	281-0773-00			CAP,FXD,CER DI:0.01UF,10%,100V	04222	MA201C103KAA
A16C247	283-0422-00			CAP,FXD,CER DI:0.047UF,+80-20%,50V	04222	MD015E473ZAA
A16C252	281-0773-00			CAP,FXD,CER DI:0.01UF,10%,100V	04222	MA201C103KAA
A16C254	283-0422-00			CAP,FXD,CER DI:0.047UF,+80-20%,50V	04222	MD015E473ZAA
A16C261	281-0820-00	B010100	B029999	CAP,FXD,CER DI:680 PF,10%,50V	04222	MA105C651KAA
A16C263	283-0422-00			CAP,FXD,CER DI:0.047UF,+80-20%,50V	04222	MD015E473ZAA
A16C264	283-0422-00			CAP,FXD,CER DI:0.047UF,+80-20%,50V	04222	MD015E473ZAA
A16C267	283-0422-00			CAP,FXD,CER DI:0.047UF,+80-20%,50V	04222	MD015E473ZAA
A16C303	283-0422-00			CAP,FXD,CER DI:0.047UF,+80-20%,50V	04222	MD015E473ZAA
A16C308	283-0422-00			CAP,FXD,CER DI:0.047UF,+80-20%,50V	04222	MD015E473ZAA
A16C311	283-0422-00			CAP,FXD,CER DI:0.047UF,+80-20%,50V	04222	MD015E473ZAA
A16C312	283-0422-00			CAP,FXD,CER DI:0.047UF,+80-20%,50V	04222	MD015E473ZAA
A16C315	283-0182-00			CAP,FXD,CER DI:51PF,5%,400V	04222	3429 400A 510J
A16C316	283-0182-00			CAP,FXD,CER DI:51PF,5%,400V	04222	3429 400A 510J
A16C320	283-0154-00			CAP,FXD,CER DI:22PF,5%,50V	04222	SR155A220JAA
A16C321	283-0154-00			CAP,FXD,CER DI:22PF,5%,50V	04222	SR155A220JAA
A16C329	283-0422-00			CAP,FXD,CER DI:0.047UF,+80-20%,50V	04222	MD015E473ZAA
A16C333	283-0422-00			CAP,FXD,CER DI:0.047UF,+80-20%,50V	04222	MD015E473ZAA
A16C339	283-0422-00			CAP,FXD,CER DI:0.047UF,+80-20%,50V	04222	MD015E473ZAA
A16C340	283-0422-00			CAP,FXD,CER DI:0.047UF,+80-20%,50V	04222	MD015E473ZAA
A16C347	283-0422-00			CAP,FXD,CER DI:0.047UF,+80-20%,50V	04222	MD015E473ZAA
A16C354	283-0422-00			CAP,FXD,CER DI:0.047UF,+80-20%,50V	04222	MD015E473ZAA
A16C359	283-0422-00			CAP,FXD,CER DI:0.047UF,+80-20%,50V	04222	MD015E473ZAA
A16C364	283-0422-00			CAP,FXD,CER DI:0.047UF,+80-20%,50V	04222	MD015E473ZAA
A16C402	283-0422-00			CAP,FXD,CER DI:0.047UF,+80-20%,50V	04222	MD015E473ZAA
A16C404	283-0422-00			CAP,FXD,CER DI:0.047UF,+80-20%,50V	04222	MD015E473ZAA
A16C410	283-0422-00			CAP,FXD,CER DI:0.047UF,+80-20%,50V	04222	MD015E473ZAA
A16C418	283-0422-00			CAP,FXD,CER DI:0.047UF,+80-20%,50V	04222	MD015E473ZAA
A16C421	283-0154-00	B010100	B029999	CAP,FXD,CER DI:22PF,5%,50V	04222	SR155A220JAA
A16C422	283-0154-00	B010100	B029999	CAP,FXD,CER DI:22PF,5%,50V	04222	SR155A220JAA
A16C423	283-0422-00			CAP,FXD,CER DI:0.047UF,+80-20%,50V	04222	MD015E473ZAA
A16C429	283-0422-00			CAP,FXD,CER DI:0.047UF,+80-20%,50V	04222	MD015E473ZAA
A16C430	283-0422-00			CAP,FXD,CER DI:0.047UF,+80-20%,50V	04222	MD015E473ZAA
A16C453	283-0422-00			CAP,FXD,CER DI:0.047UF,+80-20%,50V	04222	MD015E473ZAA
A16C455	283-0422-00			CAP,FXD,CER DI:0.047UF,+80-20%,50V	04222	MD015E473ZAA

Component No.	Tektronix		Serial/Assembly No.		Name & Description	Mfr. Code	Mfr. Part No.
	Part No.		Effective	Discont			
A16C463	283-0422-00				CAP,FXD,CER DI:0.047UF,+80-20%,50V	04222	MD015E473ZAA
A16C501	281-0773-00				CAP,FXD,CER DI:0.01UF,10%,100V	04222	MA201C103KAA
A16C502	283-0422-00				CAP,FXD,CER DI:0.047UF,+80-20%,50V	04222	MD015E473ZAA
A16C507	283-0422-00				CAP,FXD,CER DI:0.047UF,+80-20%,50V	04222	MD015E473ZAA
A16C510	283-0422-00				CAP,FXD,CER DI:0.047UF,+80-20%,50V	04222	MD015E473ZAA
A16C512	283-0422-00				CAP,FXD,CER DI:0.047UF,+80-20%,50V	04222	MD015E473ZAA
A16C517	283-0422-00				CAP,FXD,CER DI:0.047UF,+80-20%,50V	04222	MD015E473ZAA
A16C520	281-0759-00	B030000			CAP,FXD,CER DI:22PF,10%,100V	04222	MA101A220KAA
A16C521	281-0759-00	B030000			CAP,FXD,CER DI:22PF,10%,100V	04222	MA101A220KAA
A16C522	283-0422-00				CAP,FXD,CER DI:0.047UF,+80-20%,50V	04222	MD015E473ZAA
A16C523	281-0773-00				CAP,FXD,CER DI:0.01UF,10%,100V	04222	MA201C103KAA
A16C524	283-0422-00				CAP,FXD,CER DI:0.047UF,+80-20%,50V	04222	MD015E473ZAA
A16C532	283-0422-00	B010100	B029999		CAP,FXD,CER DI:0.047UF,+80-20%,50V	04222	MD015E473ZAA
A16C534	283-0422-00				CAP,FXD,CER DI:0.047UF,+80-20%,50V	04222	MD015E473ZAA
A16C540	283-0422-00				CAP,FXD,CER DI:0.047UF,+80-20%,50V	04222	MD015E473ZAA
A16C546	283-0422-00				CAP,FXD,CER DI:0.047UF,+80-20%,50V	04222	MD015E473ZAA
A16C555	283-0422-00				CAP,FXD,CER DI:0.047UF,+80-20%,50V	04222	MD015E473ZAA
A16C559	283-0422-00				CAP,FXD,CER DI:0.047UF,+80-20%,50V	04222	MD015E473ZAA
A16C567	290-0177-00	B010100	B029999		CAP,FXD,ELCTLT:1UF,20%,50V	05397	T320A105M050AS
A16C567	290-0284-00	B030000			CAP,FXD,ELCTLT:4.7UF,10%,35V	05397	T110B475K035AS
A16CR113	152-0141-02				SEMICON DVC,DI:SW,SI,30V,150MA,30V,DO-35	03508	DA2527 (1N4152)
A16CR144	152-0141-02				SEMICON DVC,DI:SW,SI,30V,150MA,30V,DO-35	03508	DA2527 (1N4152)
A16CR145	152-0141-02				SEMICON DVC,DI:SW,SI,30V,150MA,30V,DO-35	03508	DA2527 (1N4152)
A16CR148	152-0141-02				SEMICON DVC,DI:SW,SI,30V,150MA,30V,DO-35	03508	DA2527 (1N4152)
A16CR149	152-0141-02				SEMICON DVC,DI:SW,SI,30V,150MA,30V,DO-35	03508	DA2527 (1N4152)
A16CR166	152-0322-00				SEMICON DVC,DI:SCHOTTKY,SI,15V,1.2PF,DO-35	50434	5082-2672
A16CR244	152-0141-02				SEMICON DVC,DI:SW,SI,30V,150MA,30V,DO-35	03508	DA2527 (1N4152)
A16CR245	152-0141-02				SEMICON DVC,DI:SW,SI,30V,150MA,30V,DO-35	03508	DA2527 (1N4152)
A16CR248	152-0141-02				SEMICON DVC,DI:SW,SI,30V,150MA,30V,DO-35	03508	DA2527 (1N4152)
A16CR249	152-0141-02				SEMICON DVC,DI:SW,SI,30V,150MA,30V,DO-35	03508	DA2527 (1N4152)
A16CR259	152-0322-00				SEMICON DVC,DI:SCHOTTKY,SI,15V,1.2PF,DO-35	50434	5082-2672
A16CR567	152-0581-00	B010100	B029999		SEMICON DVC,DI:RECT,SI,20V,1A,A59	04713	1N5817
A16CR567	152-0141-02	B030000			SEMICON DVC,DI:SW,SI,30V,150MA,30V,DO-35	03508	DA2527 (1N4152)
A16L160	108-0520-00				COIL,RF:FIXED,2.2UH	80009	108-0520-00
A16L161	108-0520-00				COIL,RF:FIXED,2.2UH	80009	108-0520-00
A16Q352	151-0190-00	B030000			TRANSISTOR:NPN,SI,TO-92	80009	151-0190-00
A16Q353	151-0188-00				TRANSISTOR:PNP,SI,TO-92	80009	151-0188-00
A16R101	307-0587-00	B010100	B029999		RES NTWK,FXD,FI:(7)68 OHM,20%,0.125W	11236	750-81-R68 OHM
A16R102	307-0587-00				RES NTWK,FXD,FI:(7)68 OHM,20%,0.125W	11236	750-81-R68 OHM
A16R103	307-0587-00				RES NTWK,FXD,FI:(7)68 OHM,20%,0.125W	11236	750-81-R68 OHM
A16R104	317-0512-00	B010100	B029999		RES,FXD,CMPSN:5.1K OHM,5%,0.125	01121	BB5125
A16R104	315-0512-00	B030000			RES,FXD,FILM:5.1K OHM,5%,0.25W	57668	NTR25J-E05K1
A16R112	317-0512-00	B010100	B029999		RES,FXD,CMPSN:5.1K OHM,5%,0.125	01121	BB5125
A16R112	315-0512-00	B030000			RES,FXD,FILM:5.1K OHM,5%,0.25W	57668	NTR25J-E05K1
A16R131	317-0101-00	B010100	B029999		RES,FXD,CMPSN:100 OHM,5%,0.125W	01121	BB1015
A16R132	317-0101-00	B010100	B029999		RES,FXD,CMPSN:100 OHM,5%,0.125W	01121	BB1015
A16R133	317-0101-00	B010100	B029999		RES,FXD,CMPSN:100 OHM,5%,0.125W	01121	BB1015
A16R134	317-0101-00	B010100	B029999		RES,FXD,CMPSN:100 OHM,5%,0.125W	01121	BB1015
A16R142	307-0587-00				RES NTWK,FXD,FI:(7)68 OHM,20%,0.125W	11236	750-81-R68 OHM
A16R144	321-0924-07				RES,FXD,FILM:40K OHM,0.1%,0.125W,TC=T9	19701	5033RE40K00B
A16R145	321-0414-00				RES,FXD,FILM:200K OHM,1%,0.125W,TC=T0	07716	CEAD20002F
A16R146	321-0924-07				RES,FXD,FILM:40K OHM,0.1%,0.125W,TC=T9	19701	5033RE40K00B
A16R147	315-0392-00				RES,FXD,FILM:3.9K OHM,5%,0.25W	57668	NTR25J-E03K9
A16R148	321-0318-07				RES,FXD,FILM:20.0K OHM,0.1%,0.125W,TC=T9	19701	5033RE20K00B8CM
A16R149	321-0318-07				RES,FXD,FILM:20.0K OHM,0.1%,0.125W,TC=T9	19701	5033RE20K00B8CM
A16R150	315-0103-00				RES,FXD,FILM:10K OHM,5%,0.25W	19701	5043CX10K00J
A16R151	315-0103-00				RES,FXD,FILM:10K OHM,5%,0.25W	19701	5043CX10K00J
A16R152	321-0318-07				RES,FXD,FILM:20.0K OHM,0.1%,0.125W,TC=T9	19701	5033RE20K00B8CM

Replaceable Electrical Parts  
1240 Service Vol.11

Component No.	Tektronix Part No.	Serial/Assembly No. Effective	Dscont	Name & Description	Mfr. Code	Mfr. Part No.
A16R153	311-1244-00	B010100	B043399	RES, VAR, NONNW: TRMR, 100 OHM, 0.5W	32997	3386X-T07-101
A16R153	311-1248-00	B043400		RES, VAR, NONNW: TRMR, 500 OHM, 0.5W	32997	3386X-T07-501
A16R154	317-0510-00	B010100	B029999	RES, FXD, CMPSN: 51 OHM, 5%, 0.125W	01121	BB5105
A16R154	315-0510-00	B030000		RES, FXD, FILM: 51 OHM, 5%, 0.25W	19701	5043CX51R00J
A16R156	321-1701-04	B010100	B043399	RES, FXD, FILM: 5.22K OHM, 0.1%, 0.125W, TC=T2	07716	CEAC52200B
A16R156	321-0260-09	B043400		RES, FXD, FILM: 4.99K OHM, 1%, .125W, TC=T9	01121	ORDER BY DESC
A16R157	321-0201-00	B010100	B043399	RES, FXD, FILM: 1.21K OHM, 1%, 0.125W, TC=T0	19701	5043ED1K210F
A16R157	321-0159-08	B043400		RES, FXD, FILM: 442 OHM, 1%, 0.125W, TC=T2	19701	5033RC442ROF
A16R158	315-0105-00			RES, FXD, FILM: 1M OHM, 5%, 0.25W	19701	5043CX1M000J
A16R161	311-1245-00			RES, VAR, NONNW: TRMR, 10K OHM, 0.5W	32997	3386X-DY6-103
A16R167	315-0103-00			RES, FXD, FILM: 10K OHM, 5%, 0.25W	19701	5043CX10K00J
A16R201	307-0587-00	B030000		RES NTWK, FXD, FI: (7)68 OHM, 20%, 0.125W	11236	750-81-R68 OHM
A16R203	317-0301-00	B030000	B039999	RES, FXD, CMPSN: 300 OHM, 5%, 0.125W	01121	BB3015
A16R203	315-0301-00	B040000		RES, FXD, FILM: 300 OHM, 5%, 0.25W	57668	NTR25J-E300E
A16R204	307-0587-00			RES NTWK, FXD, FI: (7)68 OHM, 20%, 0.125W	11236	750-81-R68 OHM
A16R209	307-0587-00			RES NTWK, FXD, FI: (7)68 OHM, 20%, 0.125W	11236	750-81-R68 OHM
A16R212	307-0587-00			RES NTWK, FXD, FI: (7)68 OHM, 20%, 0.125W	11236	750-81-R68 OHM
A16R216	307-0587-00			RES NTWK, FXD, FI: (7)68 OHM, 20%, 0.125W	11236	750-81-R68 OHM
A16R220	315-0680-00			RES, FXD, FILM: 68 OHM, 5%, 0.25W	57668	NTR25J-E68E0
A16R221	307-0587-00			RES NTWK, FXD, FI: (7)68 OHM, 20%, 0.125W	11236	750-81-R68 OHM
A16R225	307-0587-00			RES NTWK, FXD, FI: (7)68 OHM, 20%, 0.125W	11236	750-81-R68 OHM
A16R229	307-0587-00			RES NTWK, FXD, FI: (7)68 OHM, 20%, 0.125W	11236	750-81-R68 OHM
A16R234	307-0587-00			RES NTWK, FXD, FI: (7)68 OHM, 20%, 0.125W	11236	750-81-R68 OHM
A16R237	307-0587-00			RES NTWK, FXD, FI: (7)68 OHM, 20%, 0.125W	11236	750-81-R68 OHM
A16R242	307-0587-00			RES NTWK, FXD, FI: (7)68 OHM, 20%, 0.125W	11236	750-81-R68 OHM
A16R243	307-0587-00			RES NTWK, FXD, FI: (7)68 OHM, 20%, 0.125W	11236	750-81-R68 OHM
A16R244	321-0414-00			RES, FXD, FILM: 200K OHM, 1%, 0.125W, TC=T0	07716	CEAD20002F
A16R247	315-0392-00			RES, FXD, FILM: 3.9K OHM, 5%, 0.25W	57668	NTR25J-E03K9
A16R248	321-0318-07			RES, FXD, FILM: 20.0K OHM, 0.1%, 0.125W, TC=T9	19701	5033RE20K00BCM
A16R249	315-0103-00			RES, FXD, FILM: 10K OHM, 5%, 0.25W	19701	5043CX10K00J
A16R250	315-0103-00			RES, FXD, FILM: 10K OHM, 5%, 0.25W	19701	5043CX10K00J
A16R251	317-0471-00	B010100	B029999	RES, FXD, CMPSN: 470 OHM, 5%, 0.125W	01121	BB4715
A16R252	317-0510-00	B010100	B029999	RES, FXD, CMPSN: 51 OHM, 5%, 0.125W	01121	BB5105
A16R252	315-0510-00	B030000		RES, FXD, FILM: 51 OHM, 5%, 0.25W	19701	5043CX51R00J
A16R253	315-0221-00	B010100	B029999	RES, FXD, FILM: 220 OHM, 5%, 0.25W	57668	NTR25J-E220E
A16R253	315-0182-00	B030000		RES, FXD, FILM: 1.8K OHM, 5%, 0.25W	57668	NTR25J-E1K8
A16R255	315-0221-00	B010100	B029999	RES, FXD, FILM: 220 OHM, 5%, 0.25W	57668	NTR25J-E220E
A16R255	315-0182-00	B030000		RES, FXD, FILM: 1.8K OHM, 5%, 0.25W	57668	NTR25J-E1K8
A16R256	315-0471-00	B030000		RES, FXD, FILM: 470 OHM, 5%, 0.25W	57668	NTR25J-E470E
A16R258	315-0392-00	B030000		RES, FXD, FILM: 3.9K OHM, 5%, 0.25W	57668	NTR25J-E03K9
A16R259	317-0511-00	B010100	B029999	RES, FXD, CMPSN: 510 OHM, 5%, 0.125W	01121	BB5115
A16R261	315-0102-00	B043400		RES, FXD, FILM: 1K OHM, 5%, 0.25W	57668	NTR25JE01K0
A16R267	317-0101-00	B010100	B029999	RES, FXD, CMPSN: 100 OHM, 5%, 0.125W	01121	BB1015
A16R300	317-0680-00	B030000	B039999	RES, FXD, CMPSN: 68 OHM, 5%, 0.125W	01121	BB6805
A16R300	315-0680-00	B040000		RES, FXD, FILM: 68 OHM, 5%, 0.25W	57668	NTR25J-E68E0
A16R301	317-0680-00	B030000	B039999	RES, FXD, CMPSN: 68 OHM, 5%, 0.125W	01121	BB6805
A16R301	315-0680-00	B040000		RES, FXD, FILM: 68 OHM, 5%, 0.25W	57668	NTR25J-E68E0
A16R302	317-0301-00	B030000	B039999	RES, FXD, CMPSN: 300 OHM, 5%, 0.125W	01121	BB3015
A16R302	315-0301-00	B040000		RES, FXD, FILM: 300 OHM, 5%, 0.25W	57668	NTR25J-E300E
A16R303	315-0680-00	B010100	B045947	RES, FXD, FILM: 68 OHM, 5%, 0.25W	57668	NTR25J-E68E0
A16R304	315-0680-00			RES, FXD, FILM: 68 OHM, 5%, 0.25W	57668	NTR25J-E68E0
A16R318	307-0896-00			RES NTWK, FXD, FI: 4,330 OHM, 2%, 1W	01121	208B331
A16R320	317-0132-00	B010100	B029999	RES, FXD, CMPSN: 1.3K OHM, 5%, 0.125W	01121	BB1325
A16R320	307-0587-00	B045948		RES NTWK, FXD, FI: (7)68 OHM, 20%, 0.125W	11236	750-81-R68 OHM
A16R321	317-0132-00	B010100	B029999	RES, FXD, CMPSN: 1.3K OHM, 5%, 0.125W	01121	BB1325
A16R323	307-0587-00			RES NTWK, FXD, FI: (7)68 OHM, 20%, 0.125W	11236	750-81-R68 OHM
A16R326	307-0587-00			RES NTWK, FXD, FI: (7)68 OHM, 20%, 0.125W	11236	750-81-R68 OHM
A16R330	307-0587-00			RES NTWK, FXD, FI: (7)68 OHM, 20%, 0.125W	11236	750-81-R68 OHM

Component No.	Tektronix Part No.	Serial/Assembly No. Effective	Dscont	Name & Description	Mfr. Code	Mfr. Part No.
A16R332	315-0132-00	B030000		RES, FXD, FILM:1.3K OHM, 5%, 0.25W	57668	NTR25J-E01K3
A16R333	317-0620-00	B030452	B045947	RES, FXD, CMPSN:62 OHM, 5%, 0.125W	01121	BB6205
A16R333	315-0680-00	B045948		RES, FXD, FILM:68 OHM, 5%, 0.25W	57668	NTR25J-E68E0
A16R335	315-0132-00	B030000		RES, FXD, FILM:1.3K OHM, 5%, 0.25W	57668	NTR25J-E01K3
A16R344	307-0587-00			RES NTWK, FXD, FI:(7)68 OHM, 20%, 0.125W	11236	750-81-R68 OHM
A16R351	307-0598-00			RES NTWK, FXD, FI:7,330 OHM, 2%, 1.0W	11236	750-81-R330
A16R353	315-0511-00			RES, FXD, FILM:510 OHM, 5%, 0.25W	19701	5043CX510R0J
A16R355	315-0102-00	B030000		RES, FXD, FILM:1K OHM, 5%, 0.25W	57668	NTR25JE01K0
A16R356	315-0331-00			RES, FXD, FILM:330 OHM, 5%, 0.25W	57668	NTR25J-E330E
A16R361	315-0511-00	B030000		RES, FXD, FILM:510 OHM, 5%, 0.25W	19701	5043CX510R0J
A16R362	315-0101-00	B030000		RES, FXD, FILM:100 OHM, 5%, 0.25W	57668	NTR25J-E 100E
A16R363	307-0598-00			RES NTWK, FXD, FI:7,330 OHM, 2%, 1.0W	11236	750-81-R330
A16R364	315-0331-00			RES, FXD, FILM:330 OHM, 5%, 0.25W	57668	NTR25J-E330E
A16R365	315-0331-00			RES, FXD, FILM:330 OHM, 5%, 0.25W	57668	NTR25J-E330E
A16R366	315-0511-00			RES, FXD, FILM:510 OHM, 5%, 0.25W	19701	5043CX510R0J
A16R367	315-0511-00			RES, FXD, FILM:510 OHM, 5%, 0.25W	19701	5043CX510R0J
A16R368	315-0101-00			RES, FXD, FILM:100 OHM, 5%, 0.25W	57668	NTR25J-E 100E
A16R416	315-0680-00	B010100	B029999	RES, FXD, FILM:68 OHM, 5%, 0.25W	57668	NTR25J-E68E0
A16R417	317-0511-00	B010100	B029999	RES, FXD, CMPSN:510 OHM, 5%, 0.125W	01121	BB5115
A16R418	307-0819-00			RES NTWK, FXD, FI:9,62 OHM, 2%, 0.15W EACH	11236	750-101-R62
A16R419	307-0824-00			RES NTWK, FXD, FI:4,150 OHM, 2%, 0.3W EACH	01121	208B151
A16R420	317-0471-00	B010100	B029999	RES, FXD, CMPSN:470 OHM, 5%, 0.125W	01121	BB4715
A16R420	317-0511-00	B030000	B044131	RES, FXD, CMPSN:510 OHM, 5%, 0.125W	01121	BB5115
A16R420	307-0943-00	B044132		RES NTWK, FXD, FI:(2)510 OHM, 2%, 0.25W	91637	CSC04A03-511G
A16R421	317-0471-00	B010100	B029999	RES, FXD, CMPSN:470 OHM, 5%, 0.125W	01121	BB4715
A16R421	317-0331-00	B030000	B044131	RES, FXD, CMPSN:330 OHM, 5%, 0.125W	01121	BB3315
A16R421	307-0942-00	B044132		RES NTWK, FXD, FI:(2)330 OHM, 2%, 0.25W	91637	CSC04A03-331G
A16R422	317-0331-00	B010100	B029999	RES, FXD, CMPSN:330 OHM, 5%, 0.125W	01121	BB3315
A16R422	315-0151-00	B030000		RES, FXD, FILM:150 OHM, 5%, 0.25W	57668	NTR25J-E150E
A16R423	317-0331-00	B010100	B029999	RES, FXD, CMPSN:330 OHM, 5%, 0.125W	01121	BB3315
A16R426	317-0151-00	B010100	B029999	RES, FXD, CMPSN:150 OHM, 5%, 0.125W	01121	BB1515
A16R427	317-0151-00	B010100	B029999	RES, FXD, CMPSN:150 OHM, 5%, 0.125W	01121	BB1515
A16R428	317-0511-00	B010100	B029999	RES, FXD, CMPSN:510 OHM, 5%, 0.125W	01121	BB5115
A16R429	311-0622-00	B010100	B029999	RES, VAR, NONWV:TRMR, 100 OHM, 0.5W	32997	3329H-L58-101
A16R429	315-0510-00	B030000		RES, FXD, FILM:51 OHM, 5%, 0.25W	19701	5043CX51R00J
A16R433	307-0587-00			RES NTWK, FXD, FI:(7)68 OHM, 20%, 0.125W	11236	750-81-R68 OHM
A16R437	307-0587-00			RES NTWK, FXD, FI:(7)68 OHM, 20%, 0.125W	11236	750-81-R68 OHM
A16R440	307-0587-00			RES NTWK, FXD, FI:(7)68 OHM, 20%, 0.125W	11236	750-81-R68 OHM
A16R444	307-0587-00			RES NTWK, FXD, FI:(7)68 OHM, 20%, 0.125W	11236	750-81-R68 OHM
A16R446	307-0587-00			RES NTWK, FXD, FI:(7)68 OHM, 20%, 0.125W	11236	750-81-R68 OHM
A16R450	307-0587-00			RES NTWK, FXD, FI:(7)68 OHM, 20%, 0.125W	11236	750-81-R68 OHM
A16R501	315-0680-00			RES, FXD, FILM:68 OHM, 5%, 0.25W	57668	NTR25J-E68E0
A16R503	315-0680-00			RES, FXD, FILM:68 OHM, 5%, 0.25W	57668	NTR25J-E68E0
A16R504	307-0819-00			RES NTWK, FXD, FI:9,62 OHM, 2%, 0.15W EACH	11236	750-101-R62
A16R505	307-0819-00			RES NTWK, FXD, FI:9,62 OHM, 2%, 0.15W EACH	11236	750-101-R62
A16R512	307-0819-00			RES NTWK, FXD, FI:9,62 OHM, 2%, 0.15W EACH	11236	750-101-R62
A16R517	307-0819-00			RES NTWK, FXD, FI:9,62 OHM, 2%, 0.15W EACH	11236	750-101-R62
A16R519	307-0824-00			RES NTWK, FXD, FI:4,150 OHM, 2%, 0.3W EACH	01121	208B151
A16R520	317-0331-00	B010100	B029999	RES, FXD, CMPSN:330 OHM, 5%, 0.125W	01121	BB3315
A16R520	317-0331-00	B030000	B044131	RES, FXD, CMPSN:330 OHM, 5%, 0.125W	01121	BB3315
A16R520	307-0942-00	B044132		RES NTWK, FXD, FI:(2)330 OHM, 2%, 0.25W	91637	CSC04A03-331G
A16R521	131-0566-00	B010100	B029999	BUS, CONDUCTOR:DUMMY RES, 0.094 OD X 0.225 L	24546	OMA 07
A16R521	317-0511-00	B030000	B044131	RES, FXD, CMPSN:510 OHM, 5%, 0.125W	01121	BB5115
A16R521	307-0943-00	B044132		RES NTWK, FXD, FI:(2)510 OHM, 2%, 0.25W	91637	CSC04A03-511G
A16R522	131-0566-00	B010100	B029999	BUS, CONDUCTOR:DUMMY RES, 0.094 OD X 0.225 L	24546	OMA 07
A16R522	315-0151-00	B030000		RES, FXD, FILM:150 OHM, 5%, 0.25W	57668	NTR25J-E150E
A16R523	317-0331-00	B010100	B029999	RES, FXD, CMPSN:330 OHM, 5%, 0.125W	01121	BB3315
A16R523	317-0511-00	B030000	B045947	RES, FXD, CMPSN:510 OHM, 5%, 0.125W	01121	BB5115

Replaceable Electrical Parts  
1240 Service Vol.11

Component No.	Tektronix Part No.	Serial/Assembly No. Effective	Dscont	Name & Description	Mfr. Code	Mfr. Part No.
A16R523	315-0511-00	B045948		RES,FXD,FILM:510 OHM,5%,0.25W	19701	5043CX510R0J
A16R524	317-0471-00	B010100	8029999	RES,FXD,CMPSN:470 OHM,5%,0.125W	01121	BB4715
A16R524	317-0511-00	B030000	8045947	RES,FXD,CMPSN:510 OHM,5%,0.125W	01121	BB5115
A16R524	315-0511-00	B045948		RES,FXD,FILM:510 OHM,5%,0.25W	19701	5043CX510R0J
A16R525	317-0471-00	B010100	8029999	RES,FXD,CMPSN:470 OHM,5%,0.125W	01121	BB4715
A16R529	311-0622-00	B010100	8029999	RES,VAR,NONNW:TRMR,100 OHM,0.5W	32997	3329H-L58-101
A16R529	315-0510-00	B030000		RES,FXD,FILM:51 OHM,5%,0.25W	19701	5043CX51R00J
A16R530	311-0622-00	B010100	8029999	RES,VAR,NONNW:TRMR,100 OHM,0.5W	32997	3329H-L58-101
A16R530	315-0510-00	B030000		RES,FXD,FILM:51 OHM,5%,0.25W	19701	5043CX51R00J
A16R532	317-0620-00	B030000	8045947	RES,FXD,CMPSN:62 OHM,5%,0.125W	01121	BB6205
A16R532	315-0680-00	B045948		RES,FXD,FILM:68 OHM,5%,0.25W	57668	NTR25J-E68E0
A16R533	307-0587-00			RES NTWK,FXD,FI:(7)68 OHM,20%,0.125W	11236	750-81-R68 OHM
A16R535	317-0620-00	B030000	8045947	RES,FXD,CMPSN:62 OHM,5%,0.125W	01121	BB6205
A16R535	315-0680-00	B045948		RES,FXD,FILM:68 OHM,5%,0.25W	57668	NTR25J-E68E0
A16R537	307-0587-00			RES NTWK,FXD,FI:(7)68 OHM,20%,0.125W	11236	750-81-R68 OHM
A16R540	307-0587-00			RES NTWK,FXD,FI:(7)68 OHM,20%,0.125W	11236	750-81-R68 OHM
A16R544	307-0587-00			RES NTWK,FXD,FI:(7)68 OHM,20%,0.125W	11236	750-81-R68 OHM
A16R546	307-0587-00			RES NTWK,FXD,FI:(7)68 OHM,20%,0.125W	11236	750-81-R68 OHM
A16R547	317-0101-00	B010100	8029999	RES,FXD,CMPSN:100 OHM,5%,0.125W	01121	BB1015
A16R547	315-0101-00	B030000		RES,FXD,FILM:100 OHM,5%,0.25W	57668	NTR25J-E 100E
A16R550	307-0587-00			RES NTWK,FXD,FI:(7)68 OHM,20%,0.125W	11236	750-81-R68 OHM
A16R551	317-0101-00	B010100	8029999	RES,FXD,CMPSN:100 OHM,5%,0.125W	01121	BB1015
A16R551	315-0101-00	B030000		RES,FXD,FILM:100 OHM,5%,0.25W	57668	NTR25J-E 100E
A16R555	307-0897-00			RES NTWK,FXD,FI:9,330 OHM,2%,1.2W	01121	210A331
A16R564	315-0512-00			RES,FXD,FILM:5.1K OHM,5%,0.25W	57668	NTR25J-E05K1
A16R565	315-0512-00			RES,FXD,FILM:5.1K OHM,5%,0.25W	57668	NTR25J-E05K1
A16R566	315-0331-00			RES,FXD,FILM:330 OHM,5%,0.25W	57668	NTR25J-E330E
A16TP257	131-0608-00	B045948		TERMINAL,PIN:0.365 L X 0.025 BRZ GLD PL	22526	48283-036
A16TP268	131-0608-00	B045948		TERMINAL,PIN:0.365 L X 0.025 BRZ GLD PL	22526	48283-036
A16U105	156-0759-02			MICROCKT,DGTL:QUAD 2-INP OR GATE	04713	MC10103PD/LD
A16U108	156-1642-01			MICROCKT,DGTL:SCREENED	04713	MC10H105LD
A16U111	156-1038-01			MICROCKT,DGTL:4 BIT BINARY COUNTER	07263	SL81660
A16U116	156-1038-01			MICROCKT,DGTL:4 BIT BINARY COUNTER	07263	SL81660
A16U119	156-1038-01			MICROCKT,DGTL:4 BIT BINARY COUNTER	07263	SL81660
A16U122	156-1038-01			MICROCKT,DGTL:4 BIT BINARY COUNTER	07263	SL81660
A16U124	156-0687-01			MICROCKT,DGTL:QUAD EXCL OR CMPTR	04713	MC10113PD/LD
A16U127	156-1038-01			MICROCKT,DGTL:4 BIT BINARY COUNTER	07263	SL81660
A16U131	156-1733-00	B010100	8029999	MICROCKT,DGTL:QUAD OR/NOR GATE	04713	MC10H101PD
A16U134	156-1038-01			MICROCKT,DGTL:4 BIT BINARY COUNTER	07263	SL81660
A16U137	156-1642-01			MICROCKT,DGTL:SCREENED	04713	MC10H105LD
A16U140	156-0759-02			MICROCKT,DGTL:QUAD 2-INP OR GATE	04713	MC10103PD/LD
A16U153	156-1699-00			MICROCKT,LINEAR:DUAL BI-FET,OPNL AMPL	01295	TL288CP
A16U154	156-1699-00			MICROCKT,LINEAR:DUAL BI-FET,OPNL AMPL	01295	TL288CP
A16U156	156-1311-00	B010100	8043399	MICROCKT,LINEAR:D/A CONVERTER	18324	NE5018N-11B
A16U156	156-1311-01	B043400		MICROCKT,LINEAR:D/A CONVERTER	18324	NE5018NB
A16U203	156-1635-00	B010100	8042111	MICROCKT,DGTL:256 X 4 SRAM	27014	DM10422A
A16U203	156-2172-00	B042112		MICROCKT,DGTL:ECL,256 X 4 RANDOM ACCESS MEM	04713	MCM10422-L10
A16U207	156-1635-00	B010100	8042111	MICROCKT,DGTL:256 X 4 SRAM	27014	DM10422A
A16U207	156-2172-00	B042112		MICROCKT,DGTL:ECL,256 X 4 RANDOM ACCESS MEM	04713	MCM10422-L10
A16U211	156-1635-00	B010100	8042111	MICROCKT,DGTL:256 X 4 SRAM	27014	DM10422A
A16U211	156-2172-00	B042112		MICROCKT,DGTL:ECL,256 X 4 RANDOM ACCESS MEM	04713	MCM10422-L10
A16U215	156-1635-00	B010100	8042111	MICROCKT,DGTL:256 X 4 SRAM	27014	DM10422A
A16U215	156-2172-00	B042112		MICROCKT,DGTL:ECL,256 X 4 RANDOM ACCESS MEM	04713	MCM10422-L10
A16U219	156-1635-00	B010100	8042111	MICROCKT,DGTL:256 X 4 SRAM	27014	DM10422A
A16U219	156-2172-00	B042112		MICROCKT,DGTL:ECL,256 X 4 RANDOM ACCESS MEM	04713	MCM10422-L10
A16U224	156-1635-00	B010100	8042111	MICROCKT,DGTL:256 X 4 SRAM	27014	DM10422A
A16U224	156-2172-00	B042112		MICROCKT,DGTL:ECL,256 X 4 RANDOM ACCESS MEM	04713	MCM10422-L10
A16U228	156-1635-00	B010100	8042111	MICROCKT,DGTL:256 X 4 SRAM	27014	DM10422A

Component No.	Tektronix Part No.	Serial/Assembly No. Effective	Discont	Name & Description	Mfr. Code	Mfr. Part No.
A16U228	156-2172-00	B042112		MICROCKT, DGTL: ECL, 256 X 4 RANDOM ACCESS MEM	04713	MCM10422-L10
A16U232	156-1635-00	B010100	B042111	MICROCKT, DGTL: 256 X 4 SRAM	27014	DM10422A
A16U232	156-2172-00	B042112		MICROCKT, DGTL: ECL, 256 X 4 RANDOM ACCESS MEM	04713	MCM10422-L10
A16U236	156-1635-00	B010100	B042111	MICROCKT, DGTL: 256 X 4 SRAM	27014	DM10422A
A16U236	156-2172-00	B042112		MICROCKT, DGTL: ECL, 256 X 4 RANDOM ACCESS MEM	04713	MCM10422-L10
A16U240	156-1635-00	B010100	B042111	MICROCKT, DGTL: 256 X 4 SRAM	27014	DM10422A
A16U240	156-2172-00	B042112		MICROCKT, DGTL: ECL, 256 X 4 RANDOM ACCESS MEM	04713	MCM10422-L10
A16U246	156-0513-02			MICROCKT, DGTL: CMOS, ANALOG MUX/DEMUX	02735	CD4051BFX
A16U248	156-0513-02			MICROCKT, DGTL: CMOS, ANALOG MUX/DEMUX	02735	CD4051BFX
A16U253	156-0513-02			MICROCKT, DGTL: CMOS, ANALOG MUX/DEMUX	02735	CD4051BFX
A16U257	156-0479-04	B010100	B029999	MICROCKT, DGTL: QUAD 2-INP OR GATE, SCRNL	01295	SN74ALS32NP3
A16U257	156-0766-02	B030000		MICROCKT, DGTL: CMOS, QUAD 2-INP OR GATE	27014	MM74C32JA+
A16U261	156-0844-02			MICROCKT, DGTL: SYN 4 BIT CNTR, SCRNL	01295	SN74LS161A(NP3)
A16U266	156-1647-00			MICROCKT, DGTL: ML, QUAD HIGH-SPEED V COMPTR	04713	MC3431P
A16U303	156-1733-00	B030000		MICROCKT, DGTL: QUAD OR/NOR GATE	04713	MC10H101PD
A16U307	156-1685-00			MICROCKT, DGTL: ECL, 1024 X 1 SRAM	TK1015	HM2112-1
A16U310	156-1685-00			MICROCKT, DGTL: ECL, 1024 X 1 SRAM	TK1015	HM2112-1
A16U313	156-1685-00			MICROCKT, DGTL: ECL, 1024 X 1 SRAM	TK1015	HM2112-1
A16U317	156-1685-00			MICROCKT, DGTL: ECL, 1024 X 1 SRAM	TK1015	HM2112-1
A16U320	156-1682-00	B010100	B045947	MICROCKT, DGTL: DUAL 4-5 INPUT OR/NOR GATE	04713	MC10H109LD
A16U320	156-1642-01	B045948		MICROCKT, DGTL: SCREENED	04713	MC10H105LD
A16U324	156-1682-00			MICROCKT, DGTL: DUAL 4-5 INPUT OR/NOR GATE	04713	MC10H109LD
A16U328	156-1733-00			MICROCKT, DGTL: QUAD OR/NOR GATE	04713	MC10H101PD
A16U332	156-1794-00			MICROCKT, DGTL: 10KH H SP EMTR COUPLER LOGIC	04713	MC10H121PD
A16U335	156-1794-00			MICROCKT, DGTL: 10KH H SP EMTR COUPLER LOGIC	04713	MC10H121PD
A16U338	156-1710-00			MICROCKT, DGTL: DUAL 2-WIDE 2-3 INPUT OR-AND/ OR-AND-INV GATE	04713	MC10H117PD
A16U346	156-1674-00			MICROCKT, DGTL: SCREENED	04713	MC10H104LD
A16U348	156-0541-02			MICROCKT, DGTL: DUAL 2-TO 4-LINE CDCR/DEMUX	04713	SN74LS139NDS
A16U357	156-1327-00			MICROCKT, DGTL: CMOS, 3 STATE OCTAL D FF, SCRNL	27014	MM74C374NA+
A16U361	156-0975-02			MICROCKT, DGTL: UNIV SHIFT/STORAGE REGISTER	34335	DM74LS299N-B
A16U402	160-1917-00			MICROCKT, DGTL: MICROCELL, GATE ARRAY, PRGM	01537	MCA600/32205-02
A16U407	160-1917-00			MICROCKT, DGTL: MICROCELL, GATE ARRAY, PRGM	01537	MCA600/32205-02
A16U412	160-1917-00			MICROCKT, DGTL: MICROCELL, GATE ARRAY, PRGM	01537	MCA600/32205-02
A16U417	156-1640-01			MICROCKT, DGTL: SCREENED	04713	MC10H116(LDORPD)
A16U421	156-1674-00			MICROCKT, DGTL: SCREENED	04713	MC10H104LD
A16U425	156-1794-00			MICROCKT, DGTL: 10KH H SP EMTR COUPLER LOGIC	04713	MC10H121PD
A16U428	156-1794-00			MICROCKT, DGTL: 10KH H SP EMTR COUPLER LOGIC	04713	MC10H121PD
A16U432	156-1794-00			MICROCKT, DGTL: 10KH H SP EMTR COUPLER LOGIC	04713	MC10H121PD
A16U435	156-1794-00			MICROCKT, DGTL: 10KH H SP EMTR COUPLER LOGIC	04713	MC10H121PD
A16U438	156-1712-00			MICROCKT, DGTL: HEX D MASTER-SLAVE FF	04713	MC10H176PD
A16U442	156-1712-00			MICROCKT, DGTL: HEX D MASTER-SLAVE FF	04713	MC10H176PD
A16U445	156-1712-00			MICROCKT, DGTL: HEX D MASTER-SLAVE FF	04713	MC10H176PD
A16U448	156-1712-00			MICROCKT, DGTL: HEX D MASTER-SLAVE FF	04713	MC10H176PD
A16U453	156-1327-00			MICROCKT, DGTL: CMOS, 3 STATE OCTAL D FF, SCRNL	27014	MM74C374NA+
A16U457	156-1327-00			MICROCKT, DGTL: CMOS, 3 STATE OCTAL D FF, SCRNL	27014	MM74C374NA+
A16U461	156-1327-00			MICROCKT, DGTL: CMOS, 3 STATE OCTAL D FF, SCRNL	27014	MM74C374NA+
A16U466	156-1327-00			MICROCKT, DGTL: CMOS, 3 STATE OCTAL D FF, SCRNL	27014	MM74C374NA+
A16U517	156-1640-01			MICROCKT, DGTL: SCREENED	04713	MC10H116(LDORPD)
A16U521	156-1794-00			MICROCKT, DGTL: 10KH H SP EMTR COUPLER LOGIC	04713	MC10H121PD
A16U525	156-1639-01			MICROCKT, DGTL: SCREENED	04713	MC10H131PD
A16U528	156-1639-01			MICROCKT, DGTL: SCREENED	04713	MC10H131PD
A16U532	156-1794-00			MICROCKT, DGTL: 10KH H SP EMTR COUPLER LOGIC	04713	MC10H121PD
A16U535	156-1639-01			MICROCKT, DGTL: SCREENED	04713	MC10H131PD
A16U538	156-1712-00			MICROCKT, DGTL: HEX D MASTER-SLAVE FF	04713	MC10H176PD
A16U542	156-1712-00			MICROCKT, DGTL: HEX D MASTER-SLAVE FF	04713	MC10H176PD
A16U545	156-1712-00			MICROCKT, DGTL: HEX D MASTER-SLAVE FF	04713	MC10H176PD
A16U548	156-1712-00			MICROCKT, DGTL: HEX D MASTER-SLAVE FF	04713	MC10H176PD

Component No.	Tektronix Part No.	Serial/Assembly No. Effective	Dscont	Name & Description	Mfr. Code	Mfr. Part No.
A16U553	156-0469-02			MICROCKT,DGTL:3/8 LINE DCDR,SCRN	01295	SN74LS138NP3
A16U557	156-1111-02			MICROCKT,DGTL:OCTAL BUS XCVR W/3 STATE OUT	01295	SN74LS245N3
A16U561	156-1277-00			MICROCKT,DGTL:LSTTL,3-STATE OCTAL BFR,SCRN	27014	DM81LS95ANA+
A16U566	156-1327-00			MICROCKT,DGTL:CMOS,3 STATE OCTAL D FF,SCRN	27014	MM74C374NA+
A21	670-7539-02			CIRCUIT BD ASSY:MAIN EXTENDER (067-1103-02 ONLY.OPT.ACCESSORY)	80009	670-7539-02
A21C100	281-0775-00			CAP,FXD,CER DI:0.1UF,20%,50V	04222	MA205E104MAA
A21C101	281-0775-00			CAP,FXD,CER DI:0.1UF,20%,50V	04222	MA205E104MAA
A21C115	281-0775-00			CAP,FXD,CER DI:0.1UF,20%,50V	04222	MA205E104MAA
A21C120	281-0775-00			CAP,FXD,CER DI:0.1UF,20%,50V	04222	MA205E104MAA
A21C125	281-0775-00			CAP,FXD,CER DI:0.1UF,20%,50V	04222	MA205E104MAA
A21C130	281-0775-00			CAP,FXD,CER DI:0.1UF,20%,50V	04222	MA205E104MAA
A21C150	281-0775-00			CAP,FXD,CER DI:0.1UF,20%,50V	04222	MA205E104MAA
A21C900	281-0775-00			CAP,FXD,CER DI:0.1UF,20%,50V	04222	MA205E104MAA
A21C915	281-0775-00			CAP,FXD,CER DI:0.1UF,20%,50V	04222	MA205E104MAA
A21C920	281-0775-00			CAP,FXD,CER DI:0.1UF,20%,50V	04222	MA205E104MAA
A21C923	281-0775-00			CAP,FXD,CER DI:0.1UF,20%,50V	04222	MA205E104MAA
A21C925	281-0775-00			CAP,FXD,CER DI:0.1UF,20%,50V	04222	MA205E104MAA
A21C950	281-0775-00			CAP,FXD,CER DI:0.1UF,20%,50V	04222	MA205E104MAA
A21R100	315-0332-00			RES,FXD,FILM:3.2K OHM,5%,0.25W	57668	NTR25J-E03K3
A21R101	315-0202-00			RES,FXD,FILM:2K OHM,5%,0.25W	57668	NTR25J-E 2K
A21R104	307-0488-00			RES NTWK,FXD,FI:5 100 OHM,20%,0.75W	01121	106A1010R706A101
A21R105	307-0488-00			RES NTWK,FXD,FI:5 100 OHM,20%,0.75W	01121	106A1010R706A101
A21R115	307-0487-00			RES NTWK,FXD,FI:100 OHM,20%,0.5W	91637	CSC04B01-101J
A21R116	307-0487-00			RES NTWK,FXD,FI:100 OHM,20%,0.5W	91637	CSC04B01-101J
A21U100	156-1338-02			MICROCKT,LINEAR:OPERATIONAL AMPLIFIER,SCRN	01295	NE5534P3
A22	670-8567-00			CIRCUIT BD ASSY:ACQUISITION EXTENDER (067-1103-02 ONLY.OPT.ACCESSORY)	80009	670-8567-00
A22C100	281-0775-00			CAP,FXD,CER DI:0.1UF,20%,50V	04222	MA205E104MAA
A22C105	281-0775-00			CAP,FXD,CER DI:0.1UF,20%,50V	04222	MA205E104MAA
A22C116	281-0775-00			CAP,FXD,CER DI:0.1UF,20%,50V	04222	MA205E104MAA
A22C120	281-0775-00			CAP,FXD,CER DI:0.1UF,20%,50V	04222	MA205E104MAA
A22C125	281-0775-00			CAP,FXD,CER DI:0.1UF,20%,50V	04222	MA205E104MAA
A22C130	281-0775-00			CAP,FXD,CER DI:0.1UF,20%,50V	04222	MA205E104MAA
A22C140	281-0775-00			CAP,FXD,CER DI:0.1UF,20%,50V	04222	MA205E104MAA
A22C150	281-0775-00			CAP,FXD,CER DI:0.1UF,20%,50V	04222	MA205E104MAA
A22C900	281-0775-00			CAP,FXD,CER DI:0.1UF,20%,50V	04222	MA205E104MAA
A22C905	281-0775-00			CAP,FXD,CER DI:0.1UF,20%,50V	04222	MA205E104MAA
A22C915	281-0775-00			CAP,FXD,CER DI:0.1UF,20%,50V	04222	MA205E104MAA
A22C916	281-0775-00			CAP,FXD,CER DI:0.1UF,20%,50V	04222	MA205E104MAA
A22C920	281-0775-00			CAP,FXD,CER DI:0.1UF,20%,50V	04222	MA205E104MAA
A22C923	281-0775-00			CAP,FXD,CER DI:0.1UF,20%,50V	04222	MA205E104MAA
A22C925	281-0775-00			CAP,FXD,CER DI:0.1UF,20%,50V	04222	MA205E104MAA
A22C950	281-0775-00			CAP,FXD,CER DI:0.1UF,20%,50V	04222	MA205E104MAA
A22R104	307-0488-00			RES NTWK,FXD,FI:5 100 OHM,20%,0.75W	01121	106A1010R706A101
A22R105	307-0488-00			RES NTWK,FXD,FI:5 100 OHM,20%,0.75W	01121	106A1010R706A101
A22R115	307-0487-00			RES NTWK,FXD,FI:100 OHM,20%,0.5W	91637	CSC04B01-101J
A22R116	307-0487-00			RES NTWK,FXD,FI:100 OHM,20%,0.5W	91637	CSC04B01-101J
A22R230	307-0492-00			RES NTWK,FXD,FI:(3) 50 OHM,5%,0.125W	91637	CSC04A01-500J
A22R925	307-0492-00			RES NTWK,FXD,FI:(3) 50 OHM,5%,0.125W	91637	CSC04A01-500J
A22U200	156-1733-00			MICROCKT,DGTL:QUAD OR/NOR GATE	04713	MC10H101PD
A22U230	156-1733-00			MICROCKT,DGTL:QUAD OR/NOR GATE	04713	MC10H101PD
A22U830	156-1733-00			MICROCKT,DGTL:QUAD OR/NOR GATE	04713	MC10H101PD
A31	670-7696-00	8010100	8019999	CIRCUIT BD ASSY:RS232C (1200C01 ONLY.OPT.ACCESSORY)	80009	670-7696-00
A31	670-7696-01	8020000		CIRCUIT BD ASSY:RS232C (1200C01 ONLY.OPT.ACCESSORY)	80009	670-7696-01
A31C100	281-0823-00			CAP,FXD,CER DI:470PF,10%,50V	04222	MA105A471KAA



Component No.	Tektronix Part No.	Serial/Assembly No. Effective	Discont	Name & Description	Mfr. Code	Mfr. Part No.
A31C101	281-0823-00			CAP,FXD,CER DI:470PF,10%,50V	04222	MA105A471KAA
A31C103	281-0823-00			CAP,FXD,CER DI:470PF,10%,50V	04222	MA105A471KAA
A31C104	281-0775-00			CAP,FXD,CER DI:0.1UF,20%,50V	04222	MA205E104MAA
A31C105	281-0823-00			CAP,FXD,CER DI:470PF,10%,50V	04222	MA105A471KAA
A31C106	281-0823-00			CAP,FXD,CER DI:470PF,10%,50V	04222	MA105A471KAA
A31C108	281-0775-00			CAP,FXD,CER DI:0.1UF,20%,50V	04222	MA205E104MAA
A31C109	281-0823-00			CAP,FXD,CER DI:470PF,10%,50V	04222	MA105A471KAA
A31C111	290-0743-00	B020000		CAP,FXD,ELCTLT:100UF,+50%-20%,16WVDC	54473	ECE-B16V100L
A31C116	281-0775-00			CAP,FXD,CER DI:0.1UF,20%,50V	04222	MA205E104MAA
A31C118	281-0775-00			CAP,FXD,CER DI:0.1UF,20%,50V	04222	MA205E104MAA
A31C120	281-0775-00			CAP,FXD,CER DI:0.1UF,20%,50V	04222	MA205E104MAA
A31C130	290-0847-00			CAP,FXD,ELCTLT:47UF,+50-20%,10WVDC	55680	TLB1A470MAA2
A31C206	281-0823-00			CAP,FXD,CER DI:470PF,10%,50V	04222	MA105A471KAA
A31C208	281-0775-00			CAP,FXD,CER DI:0.1UF,20%,50V	04222	MA205E104MAA
A31R100	317-0103-00			RES,FXD,CMPSN:10K OHM,5%,0125W	01121	BB1035
A31U110	156-0878-01			MICROCKT,DGTL:QUAD LINE RCVR,SCREENED	04713	MC1489LDS
A31U116	156-0479-02			MICROCKT,DGTL:QUAD 2-INP OR GATE,SCRN	01295	SN74LS32NP3
A31U120	156-0879-01			MICROCKT,DGTL:QUAD LINE DRIVER SCREENED	04713	MC1488LD
A31U126	160-1915-00	B010100	B019999	MICROCKT,DGTL:16384 X 8 EPROM,PROGRAMMED	80009	160-1915-00
A31U126	160-1915-01	B020000		MICROCKT,DGTL:16384 X 8 EPROM,PRGM	80009	160-1915-01
A31U220	156-1336-01			MICROCKT,DGTL:NMOS,SYNC COMM ELEMENT	27014	INS8250(D OR N)
A32	670-7697-01			CIRCUIT BD ASSY:GPIB (1200C02 ONLY.OPT ACCESSORY)	80009	670-7697-01
A32C135	281-0775-00			CAP,FXD,CER DI:0.1UF,20%,50V	04222	MA205E104MAA
A32C146	290-0847-00			CAP,FXD,ELCTLT:47UF,+50-20%,10WVDC	55680	TLB1A470MAA2
A32C149	281-0775-00			CAP,FXD,CER DI:0.1UF,20%,50V	04222	MA205E104MAA
A32C245	281-0775-00			CAP,FXD,CER DI:0.1UF,20%,50V	04222	MA205E104MAA
A32C338	281-0775-00			CAP,FXD,CER DI:0.1UF,20%,50V	04222	MA205E104MAA
A32DS100	150-1061-00			LT EMITTING DIO:RED,660NM,50MA MAX	50434	HLMP-1301
A32DS300	150-1061-00			LT EMITTING DIO:RED,660NM,50MA MAX	50434	HLMP-1301
A32Q225	151-0190-00			TRANSISTOR:NPN,SI,TO-92	80009	151-0190-00
A32Q338	151-0190-00			TRANSISTOR:NPN,SI,TO-92	80009	151-0190-00
A32Q345	151-1119-00			TRANSISTOR:FE,N-CHAN,SI,TO-39	81483	IRFF122
A32R100	315-0221-00			RES,FXD,FILM:220 OHM,5%,0.25W	57668	NTR25J-E220E
A32R149	315-0102-00			RES,FXD,FILM:1K OHM,5%,0.25W	57668	NTR25JE01K0
A32R300	315-0221-00			RES,FXD,FILM:220 OHM,5%,0.25W	57668	NTR25J-E220E
A32R310	315-0202-00			RES,FXD,FILM:2K OHM,5%,0.25W	57668	NTR25J-E 2K
A32R325	315-0103-00			RES,FXD,FILM:10K OHM,5%,0.25W	19701	5043CX10K00J
A32R336	315-0103-00			RES,FXD,FILM:10K OHM,5%,0.25W	19701	5043CX10K00J
A32R337	315-0103-00			RES,FXD,FILM:10K OHM,5%,0.25W	19701	5043CX10K00J
A32R345	315-0202-00			RES,FXD,FILM:2K OHM,5%,0.25W	57668	NTR25J-E 2K
A32U135	156-1444-01			MICROCKT,DGTL:NMOS,GPIB INTFC CONTROLLER	01295	TMS9914A (NL
A32U145	156-0323-02			MICROCKT,DGTL:HEX INVERTER,BURN-IN	18324	N74S04(NB OR FB)
A32U210	156-1415-00	B010100	B020499	MICROCKT,DGTL:TTL,OCTAL GPIB XCVR MGT BUS	01295	SN75161A N
A32U210	156-1415-01	B020500		MICROCKT,DGTL:OCTAL GPIB XCVR-MANAGEMENT	27014	DS75161A NA+
A32U245	160-1916-01			MICROCKT,DGTL:16384 X 8 EPROM,PROGRAMMED	80009	160-1916-01
A32U310	156-1414-01	B010100	B020499	MICROCKT,DGTL:TTL,OCTAL GPIB XCVR DATA BUS	01295	SN75160ANP3
A32U310	156-1414-02	B020500		MICROCKT,DGTL:OCTAL GPIB BUS XCVR,SCRN	27014	DS75160A N
A41	670-7620-00			CIRCUIT BD ASSY:RAM PACK (12RS01 ONLY.OPT.ACCESSORY)	80009	670-7620-00
A41BT115	146-0041-00			BATTERY,DRY:SAFETY CONTROLLED	00681	3440LP
A41C114	281-0775-00			CAP,FXD,CER DI:0.1UF,20%,50V	04222	MA205E104MAA
A41C128	290-0743-00			CAP,FXD,ELCTLT:100UF,+50%-20%,16WVDC	54473	ECE-B16V100L
A41C214	281-0775-00			CAP,FXD,CER DI:0.1UF,20%,50V	04222	MA205E104MAA
A41CR115	152-0075-00			SEMICONDC DVC,DI:SW,GE,22V,80MW,DO-7	14433	G866
A41Q204	151-0190-00			TRANSISTOR:NPN,SI,TO-92	80009	151-0190-00
A41Q206	151-0188-00			TRANSISTOR:PNP,SI,TO-92	80009	151-0188-00
A41R100	307-0446-00			RES NTWK,FXD,FI:10K OHM,20%,(9)RES	11236	750-101-R10K

Replaceable Electrical Parts  
1240 Service Vol.11

Component No.	Tektronix Part No.	Serial/Assembly No. Effective	Dscnt	Name & Description	Mfr. Code	Mfr. Part No.
A41R102	315-0103-00			RES,FXD,FILM:10K OHM,5%,0.25W	19701	5043CX10K00J
A41R106	307-0542-00			RES NTWK,FXD,FI:(5)10K OHM,5%,0.125W	01121	106A1030R706A103
A41R113	315-0102-00			RES,FXD,FILM:1K OHM,5%,0.25W	57668	NTR25JE01K0
A41R116	315-0201-00			RES,FXD,FILM:200 OHM,5%,0.25W	57668	NTR25J-E200E
A41R122	315-0102-00			RES,FXD,FILM:1K OHM,5%,0.25W	57668	NTR25JE01K0
A41R124	315-0102-00			RES,FXD,FILM:1K OHM,5%,0.25W	57668	NTR25JE01K0
A41R126	315-0102-00			RES,FXD,FILM:1K OHM,5%,0.25W	57668	NTR25JE01K0
A41R200	315-0103-00			RES,FXD,FILM:10K OHM,5%,0.25W	19701	5043CX10K00J
A41R202	315-0511-00			RES,FXD,FILM:510 OHM,5%,0.25W	19701	5043CX510R0J
A41R213	315-0102-00			RES,FXD,FILM:1K OHM,5%,0.25W	57668	NTR25JE01K0
A41R215	307-0542-00			RES NTWK,FXD,FI:(5)10K OHM,5%,0.125W	01121	106A1030R706A103
A41R216	315-0102-00			RES,FXD,FILM:1K OHM,5%,0.25W	57668	NTR25JE01K0
A41U110	156-1632-00			MICROCKT,DGTL:CMOS,2048 X 8 SRAM	TK1015	HM6116LP-4
A41U120	156-1632-00			MICROCKT,DGTL:CMOS,2048 X 8 SRAM	TK1015	HM6116LP-4
A41U210	156-1632-00			MICROCKT,DGTL:CMOS,2048 X 8 SRAM	TK1015	HM6116LP-4
A41U220	156-1632-00			MICROCKT,DGTL:CMOS,2048 X 8 SRAM	TK1015	HM6116LP-4
A41VR104	152-0744-00			SEMICONDCV,DI:ZEN,SI,3.6V,5%,0.4W,DO-7	15238	IN747ATK
A42	670-7538-00			CIRCUIT BD ASSY:32K ROM PACK (067-1103-02,12RD01,12RS11 12RS12 ONLY.OPT.ACCESSORY)	80009	670-7538-00
A42C100	281-0775-00			CAP,FXD,CER DI:0.1UF,20%,50V	04222	MA205E104MAA
A42C200	281-0775-00			CAP,FXD,CER DI:0.1UF,20%,50V	04222	MA205E104MAA
	-----			CHASSIS PARTS		
B111	119-1725-00	B010100	B059999	FAN,TUBEAXIAL:8 TO 16V,4W,2800 RPM,120CFM	23936	4112GX
B111	119-1725-01	B060000		FAN,TUBEAXIAL:8 TO 14.5VDC,6W,3200RPM,106CFM	TK1456	4112 KX
F201	159-0014-00	B010100	B079999	FUSE,CARTRIDGE:3AG,5A,250V,0.8SEC	71400	MTH-CW-5
F201	159-0151-00	B080000		FUSE,CARTRIDGE:7A,250V,MEDIUM BLOW	75915	314007
F201	159-0226-00	B010100	B079999	FUSE,CARTRIDGE:2.5A,250V,FAST (OPTIONS A1,A2,A3,A4 & A5 ONLY)	75915	21202.5
F201	159-0017-00	B080000		FUSE,CARTRIDGE:3AG,4A,250V,FAST BLOW (OPTIONS A1,A2,A3,A4 & A5 ONLY)	71400	MTH-CW-4
L600	-----			(PART OF V230)		
R581	311-1064-00			RES,VAR,NONMW:PNL,500 OHM,0.5W	01121	WAIG0325501UA
S181	260-1849-02			SWITCH,PUSH:DPDT,4A,250VAC,W/BRACKET	31918	601005
S235	311-2193-00			ENCODER,DIGITAL:INCREMENTAL,2 CHAN,50PPR/CH	TK0510	EWT-XAK01950B
U100	156-1610-00			MICROCKT,DGTL:NMOS,8192 X 8 EPROM (12RS12 ONLY)	04713	MCM68766C35
U100	160-2001-01	B010100	B019999	MICROCKT,DGTL:8192 X 8 EPROM,PROGRAMMED (12RD01 ONLY)	80009	160-2001-01
U100	160-2001-02	B020000		MICROCKT,DGTL:8192 X 8 EPROM,PRGM (12RD01 ONLY)	80009	160-2001-02
U102	156-1610-00			MICROCKT,DGTL:NMOS,8192 X 8 EPROM (12RS12 ONLY)	04713	MCM68766C35
U102	160-2028-01	B010100	B019999	MICROCKT,DGTL:1240 DIAGNOSTIC ROM #4 (12RD01 ONLY)	80009	160-2028-01
U102	160-2028-02	B020000		MICROCKT,DGTL:8192 X 8 EPROM,PRGM (12RD01 ONLY)	80009	160-2028-02
U200	156-1610-00			MICROCKT,DGTL:NMOS,8192 X 8 EPROM (12RS12 ONLY)	04713	MCM68766C35
U200	160-1574-01	B010100	B019999	MICROCKT,DGTL:8192 X 8 EPROM,PROGRAMMED (12RD01 ONLY)	80009	160-1574-01
U200	160-1574-02	B020000		MICROCKT,DGTL:8192 X 8 EPROM,PRGM (12RD01 ONLY)	80009	160-1574-02
U202	156-1610-00			MICROCKT,DGTL:NMOS,8192 X 8 EPROM (12RS12 ONLY)	04713	MCM68766C35
U202	160-2002-01	B010100	B019999	MICROCKT,DGTL:8192 X 8 EPROM,PROGRAMMED (12RD01 ONLY)	80009	160-2002-01
U202	160-2002-02	B020000		MICROCKT,DGTL:8192 X 8 EPROM,PRGM	80009	160-2002-02

Component No.	Tektronix Part No.	Serial/Assembly No. Effective	Dscont	Name & Description	Mfr. Code	Mfr. Part No.
				(12RD01 ONLY)		
V230	154-0656-00			ELECTRON TUBE:CRT W/DEFLECTION COIL	62786	86254-P31
W111	175-9077-00			CA ASSY,SP,ELEC:2,26 AWG,TW PR,2-T,0-N	80009	175-9077-00
W121	175-8228-00			CA ASSY,SP,ELEC:50,28 AWG,25.0 L,RIBBON	80009	175-8228-00
W125	175-8371-00			CA ASSY,SP,ELEC:34,28 AWG,27.0 L,RIBBON	22526	ORDER BY DESCR
W181	175-3232-00			CA ASSY,SP,ELEC:2,26 AWG,12.0 L,RIBBON	80009	175-3232-00
W218	175-8229-00			CA ASSY,SP,ELEC:20,28 AWG,5.0 L,RIBBON	80009	175-8229-00
W230	136-0798-00	B010100	B091463	SOCKET ASSY,CRT:7 CONT W/LEADS	53628	300-000176
W230	136-0798-01	B091464		SOCKET ASSY,CRT:7 CONT W/LEADS	54422	ORDER BY DESCR
W245	175-2632-00			CA ASSY,SP,ELEC:3,26 AWG,3.0 L	TK1375	ORDER BY DESCR
W421	195-0965-00			LEAD,ELECTRICAL:26 AWG,1.5 L,9-2	80009	195-0965-00
W432	175-3114-00			WIRE,ELECTRICAL:STRD,18 AWG,GRAY,PVC	80009	175-3114-00
W581	175-3402-00			LEAD ASSY,ELEC:4,26 AWG,9.0 L	80009	175-3402-00
W582	175-2640-00			CABLE ASSY,RF:50 OHM COAX,8.0 L,9-1	80009	175-2640-00
W583	175-4329-00			CABLE ASSY,RF:50 OHM COAX,7.0 L,9-2	80009	175-4329-00
W584	175-3989-00			CABLE ASSY,RF:50 OHM COAX,9.0 L,93	80009	175-3989-00



# DIAGRAMS AND CIRCUIT BOARD ILLUSTRATIONS

## Symbols

Graphic symbols and class designation letters are based on ANSI Standard Y32.2-1975.

Logic symbology is based on ANSI Y32.14-1973 in terms of positive logic. Logic symbols depict the logic function performed and may differ from the manufacturer's data.

Active low signals are indicated by an (L) following the signal name or by a horizontal line above the signal name (e.g.,  $\overline{IRQ}$ ). Signal names without indicators are considered active-high. Some active-high signals are indicated by an (H) following the signal name.

Abbreviations are based on ANSI Y1.1-1972.

Other ANSI standards that are used in the preparation of diagrams by Tektronix, Inc. are:

- Y14.15, 1966 Drafting Practices.
- Y14.2, 1973 Line Conventions and Lettering.
- Y10.5, 1968 Letter Symbols for Quantities Used in Electrical Science and Electrical Engineering.

American National Standard Institute  
1430 Broadway  
New York, New York 10018

## Component Values

Electrical components shown on the diagrams are in the following units unless noted otherwise:

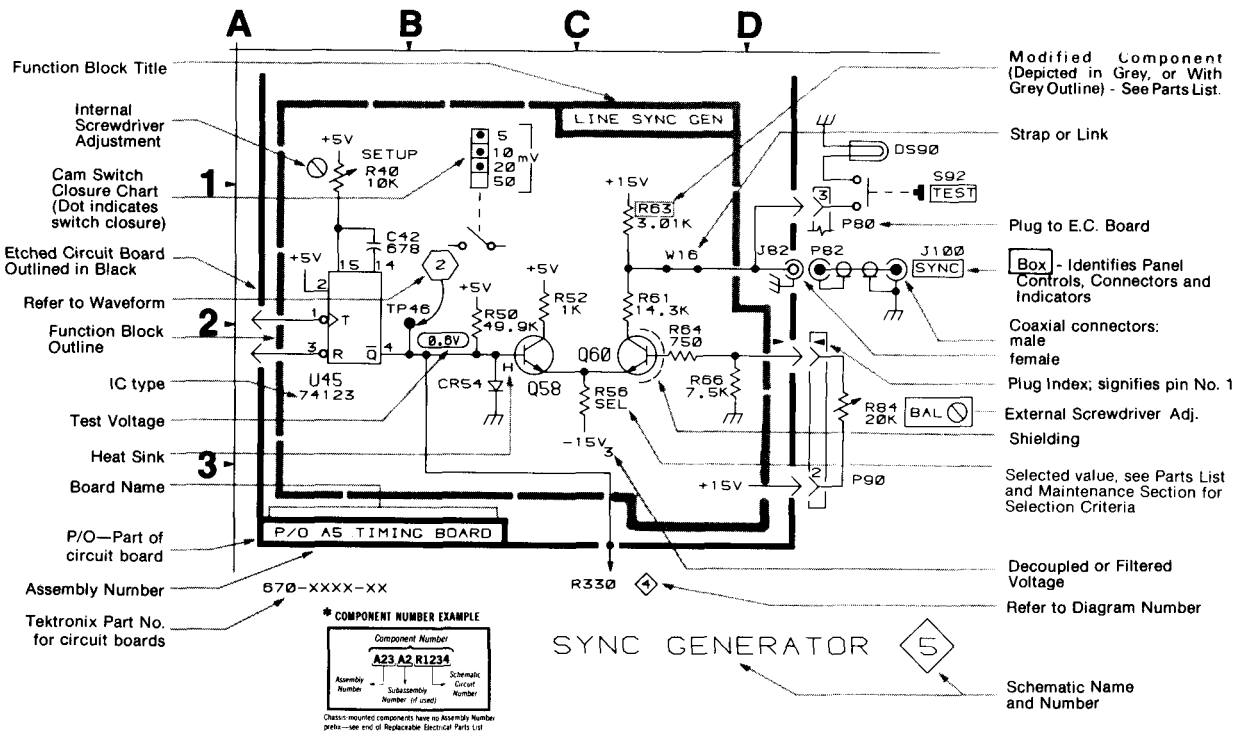
- Capacitors = Values one or greater are in picofarads (pF).  
Values less than one are in microfarads ( $\mu$ F).
- Resistors = Ohms ( $\Omega$ ).

———— The information and special symbols below may appear in this manual. ————

## Assembly Numbers and Grid Coordinates

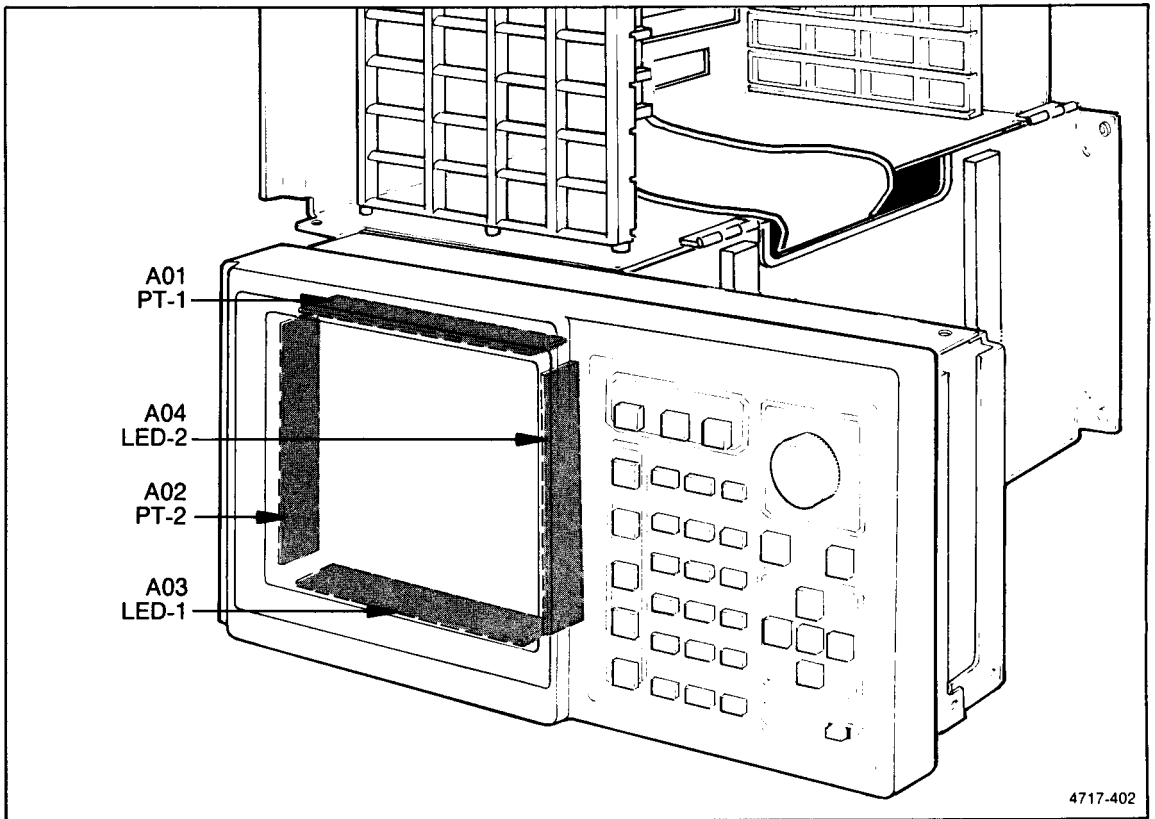
Each assembly in the instrument is assigned an assembly number (e.g., A20). The assembly number appears on the circuit board outline on the diagram, in the title for the circuit board component location illustration, and in the lookup table for the schematic diagram and corresponding component locator illustration. The Replaceable Parts list is arranged by assemblies in numerical sequence; the components are listed by component number \*(see following illustration for constructing a component number).

The schematic diagram and circuit board component location illustration have grids. A lookup table with the grid coordinates is provided for ease of locating the component. Only the components illustrated on the facing diagram are listed in the lookup table. When more than one schematic diagram is used to illustrate the circuitry on a circuit board, the circuit board illustration may only appear opposite the first diagram on which it was illustrated; the lookup table will list the diagram number of other diagrams that the circuitry of the circuit board appears on.



**Table 10-1**  
**IC PIN INFORMATION**

<b>Device Type</b>	<b>V<sub>CC</sub> or V<sub>DD</sub></b>	<b>GND</b>	<b>Device Type</b>	<b>V<sub>CC</sub> or V<sub>DD</sub></b>	<b>GND</b>
10016	1, 16	8	74LS166	16	8
100131	9, 10	21	74LS169	16	8
10H101	1, 16	8	74S174	16	8
10102(H)	1, 16	8	74S175(LS)	16	8
10103(H)	1, 16	8	74LS186	24	13, 23
10H104	1, 16	8	74LS191	16	8
10H105	1, 16	8	74LS194	16	8
10107(H)	1, 16	8	74LS244	20	10
10H109	1, 16	8	74LS245	20	10
10113	1, 16	8	74273(LS)	20	10
10H116	1, 16	8	74LS279	16	8
10H117	1, 16	8	74LS283	16	8
10H121	1, 16	8	74LS295	14	7
10H131	1, 16	8	74LS299	20	10
10135	1, 16	8	74LS365	16	8
10H164	1, 16	8	74LS373	20	10
10172	16	8	74C374(LS)	20	10
10H174	1, 16	8	74LS375	16	8
10176(H)	1, 16	8	74LS390	16	8
10186	16	8	74LS393	14	7
10188	1, 16	8	74LS670	16	8
10195	1, 16	8	75160A	20	10
10402	16	8	75161A	20	10
10422	1, 24	12	7812		2
1488	1, 14	7	78L15		2
1489L	14	7	7905		1
25LS2521	20	10	79M12		
27128-3	1, 28	14	8088	40	1, 20
3341	1, 8	16	81LS95	20	10
4051	16	7, 8	8203-3	40	20
4053B	16	7, 8	8250-B	40	20
6116	24	12	8284	18	9
74S00(LS)	14	7	CD4028	16	8
74S04(LS)	14	7	HM2112-1	16	8
74S08(LS)	14	7	HM4864-3	8	16
74LS10	14	7	HM6116LP-4	24	12
74C14(LS)	14	7	LF412	4	
7417	14	7	LM319	11	3, 8
74LS21	14	7	LM324	4	11
74LS30	14	7	LM393N	8	4
74S32(LS)	14	7	M600ECL	10, 13, 16	1, 21, 25, 28, 31
74S51	14	7	MC1413		8
74LS54	14	7	MC14520	16	8
74F74(S)(LS)	14	7	MC3431	12, 16	8
74LS75	16	8	MMS321N	1	8
74LS86	14	7	NE5018	19	1, 22
74S112	16	8	NE521	14	7
74S138(LS)	16	8	NE5534	7	
74S139(LS)	16	8	NE555	8	1
74LS151	16	8	SG3526		15
74LS153	16	8	SMP-11-FY	9	
74LS155	16	8	TDA-1170	2	TABS
74LS157	16	8	TL072	4, 8	
74LS161	16	8	TMS9914-A	40	20
74LS163(A)	16	8	Z80	11	29
74LS164	14	7			




4717-402


**Figure 10-2. A01-A04 PT1, PT2, LED1, LED2 Boards Mainframe Locations.**

1240


LED - 1



LED - 2



PT - 1



PT - 2




Figure 10-1. A01 - A04 PT1, PT2, LED1, LED2 Boards Component Locations.



A B C D E

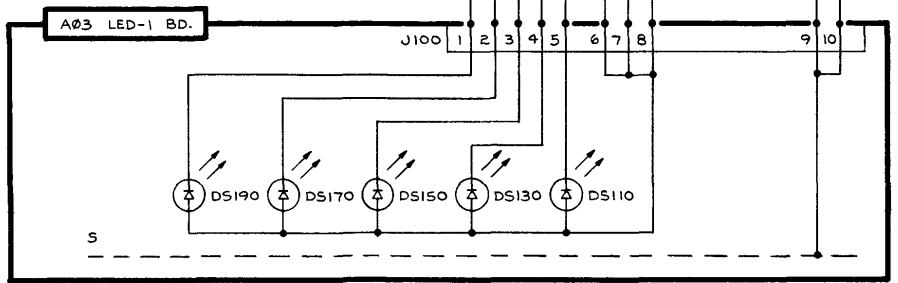
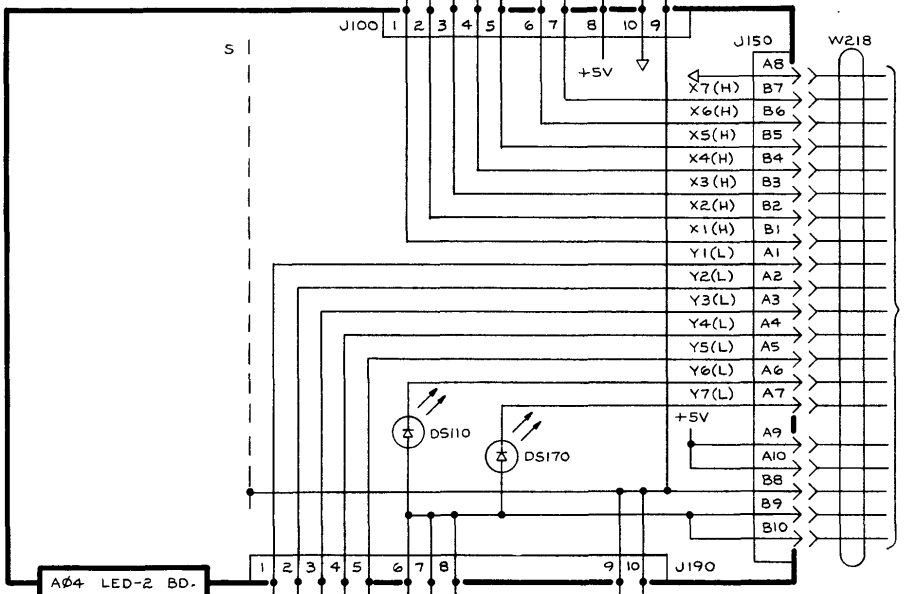
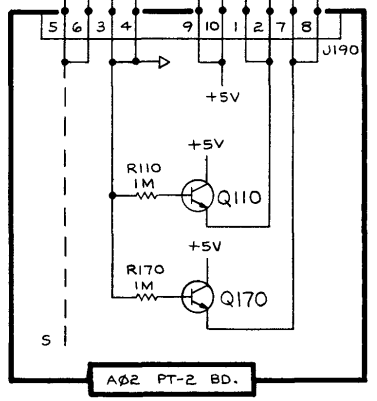
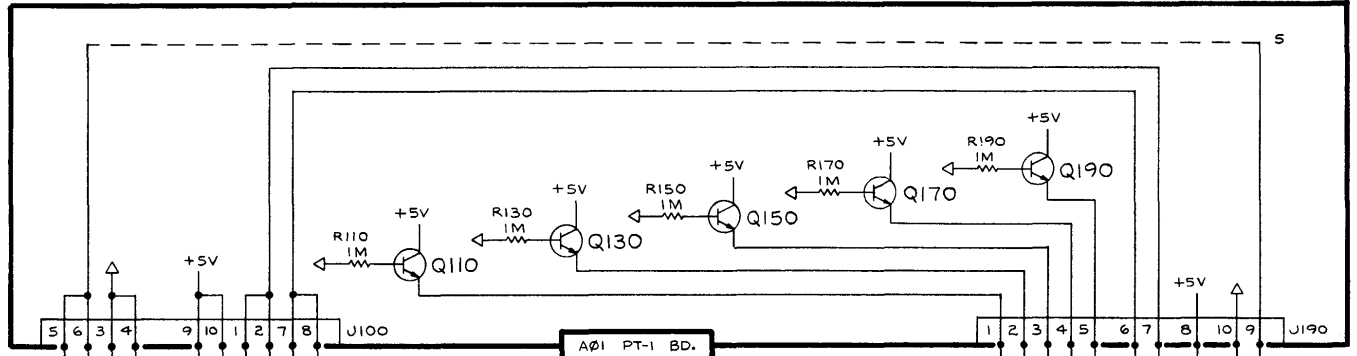
1

2

3

4

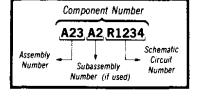
5



S-STATIC DISCHARGE SHIELD

TO KEYBOARD J218

COMPONENT NUMBER EXAMPLE



Chassis-mounted components have no Assembly Number prefix—see end of Replaceable Electrical Parts List

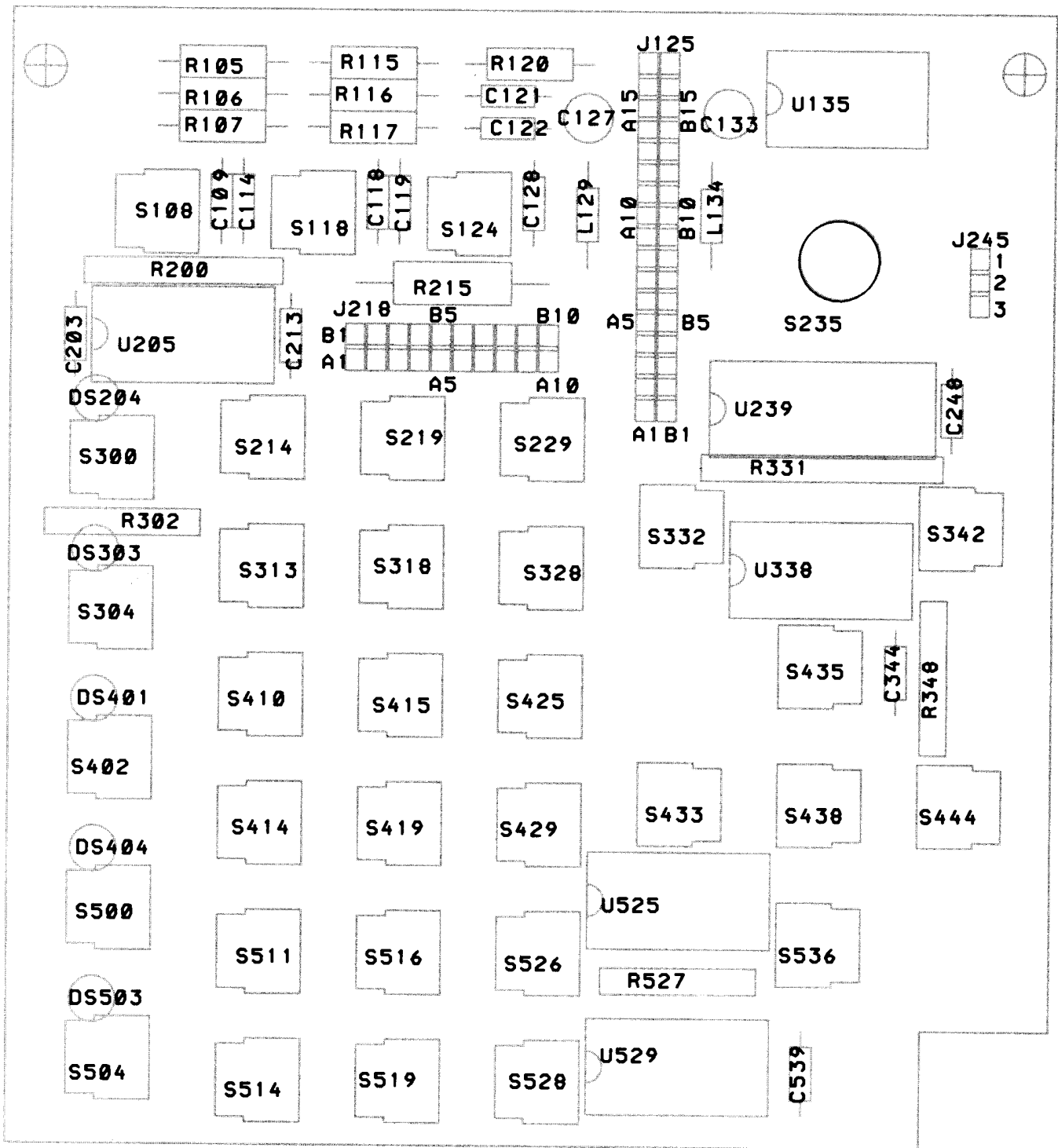
⊗ Static Sensitive Devices See Maintenance Section

A

B

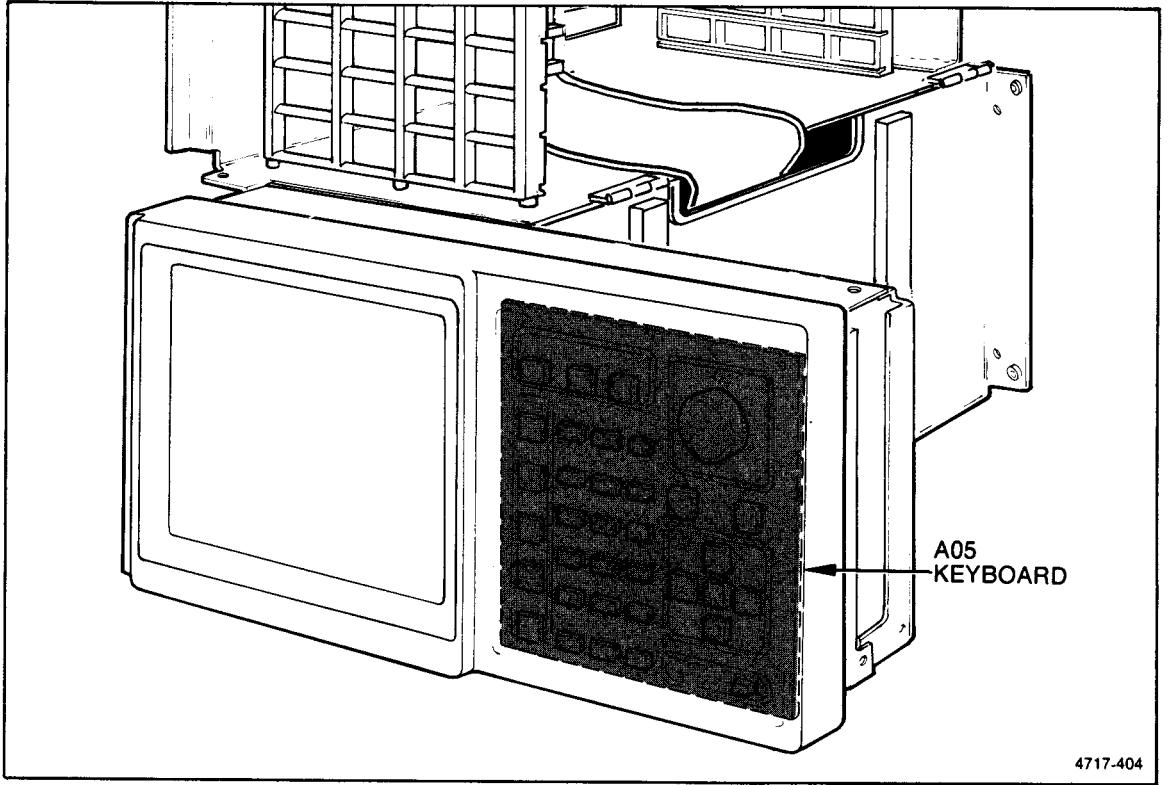
C

D



4717-403


Figure 10-3. A05 Keyboard Component Locations.



**Figure 10-4. A05 Keyboard Mainframe Location.**



Table 10-2

KEYBOARD  — ASSEMBLY A05

CIRCUIT NUMBER	SCHEMATIC LOCATION	BOARD LOCATION	CIRCUIT NUMBER	SCHEMATIC LOCATION	BOARD LOCATION
C109	E4	B2	R527D	A3	C5
C114	D3	B2	R527E	A3	C5
C118	D4	B2	S108	F1	A2
C119	E4	B2	S118	F1	B2
C121	E5	C1	S124	F2	C2
C122	D4	C1	S214	E1	B3
C127	B5	C1	S219	E1	B3
C128	D5	C2	S229	E1	C3
C133	B4	C1	S235	C5	D2
C203	D5	A2	S300	D1	A3
C213	D5	B2	S304	D1	A3
C248	B2	D2	S313	E1	B3
C344	C1	D4	S318	E2	B3
C539	B3	D5	S328	E2	C3
DS204	C2	A2	S332	F2	C3
DS303	C2	A3	S342	F1	D3
DS401	D2	A4	S402	D2	A4
DS404	D2	A4	S410	E2	B4
DS503	D2	A5	S414	E2	B4
J125	A1	C1	S415	E2	B4
J218	F3	B2	S419	E3	B4
J245	B5	D2	S425	E2	C4
L129	A5	C2	S429	E3	C4
L134	A4	C2	S433	F3	C4
R105	E4	B1	S435	F2	D4
R106	E4	B1	S438	F2	D4
R107	E4	B1	S444	F3	D4
R115	E5	B1	S500	D2	A5
R116	E5	B1	S504	D2	A5
R117	E4	B1	S511	E2	B5
R120	E5	C1	S514	D2	B5
R200A	E4	A2	S516	E3	B5
R200B	D4	A2	S519	D3	B5
R200C	E4	A2	S526	E3	C5
R200D	D4	A2	S528	D3	C5
R200E	E5	A2	S536	E2	D5
R200F	D5	A2	U135	B1	D1
R200G	D5	A2	U205	D4	A2
R215	C3	B2	U239	B2	D2
R302	D1	A3	U338	C2	D3
R331	A2	D3	U525	C4	C4
R348	B1	D4	U529	B3	C5
R527A	C2	C5	W125	A1	Off Board
R527B	A3	C5	W218	F3	Off Board
R527C	A3	C5	W245	B5	Off Board

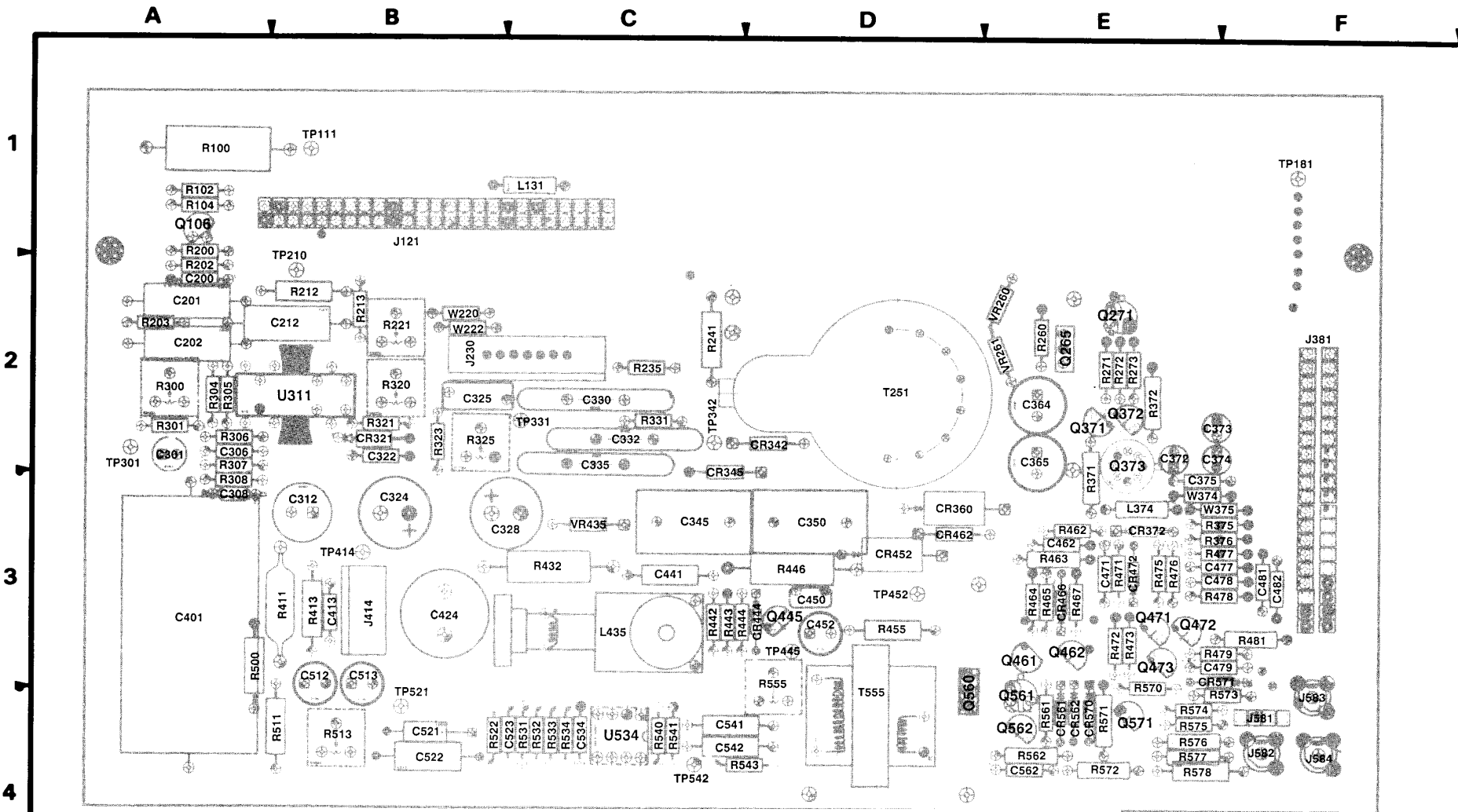
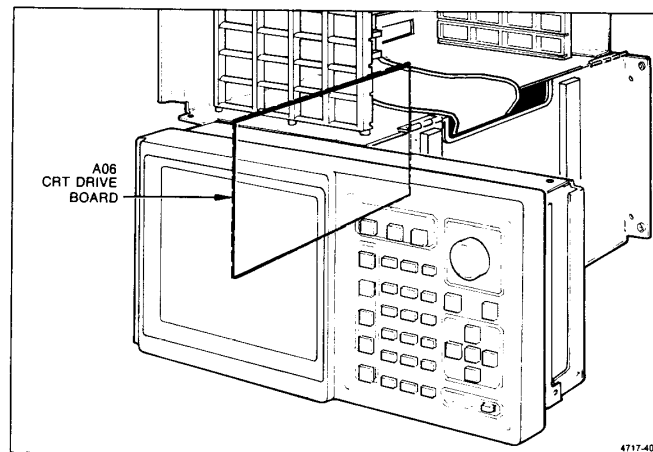


Figure 10-5A. A06 CRT Drive Board Component Locations (R090099 & below)

SEE PARTS LIST FOR SERIAL NUMBER RANGES

4717-405A



4717-406

Figure 10-6. A06 CRT Drive Board Mainframe Location.

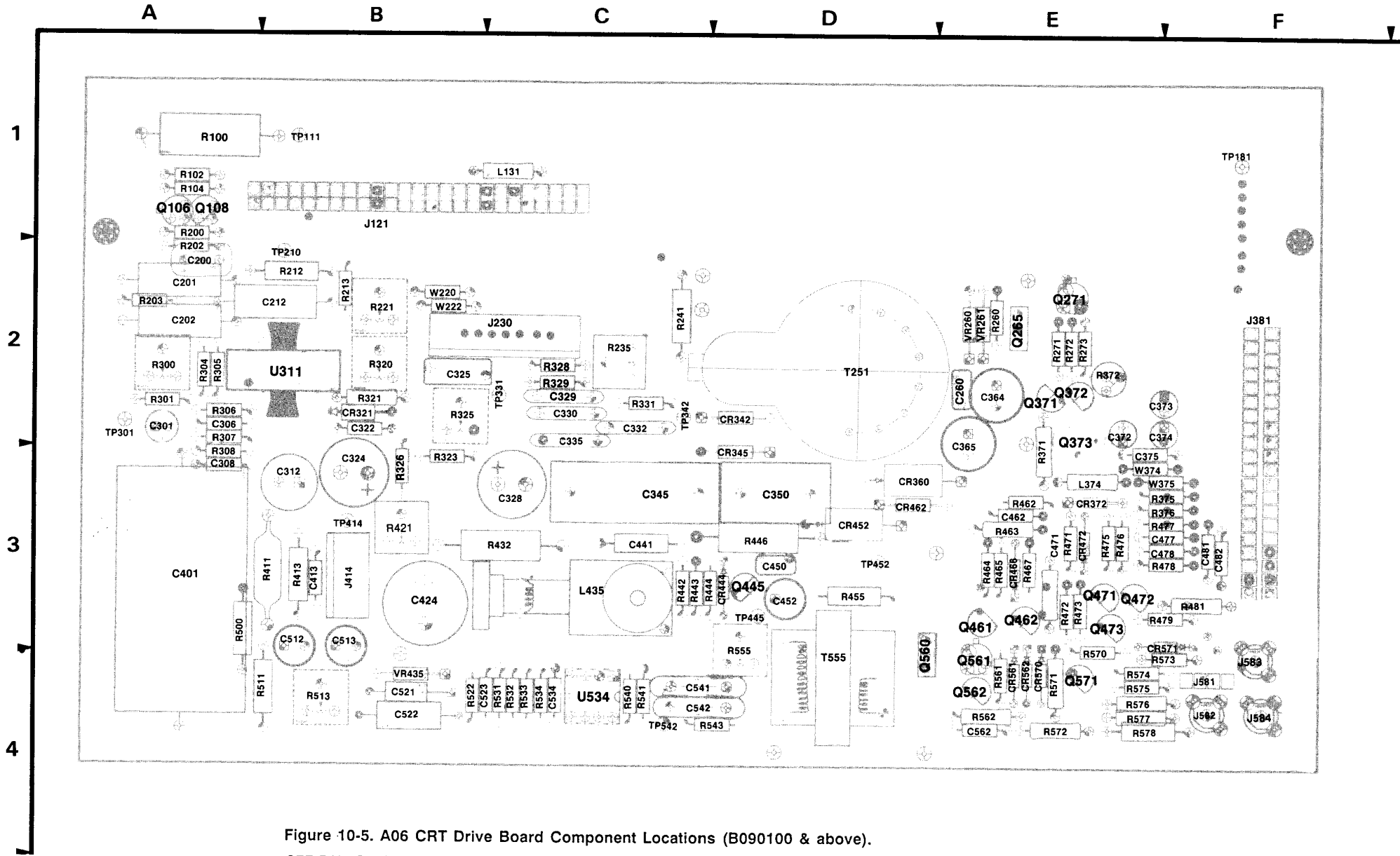


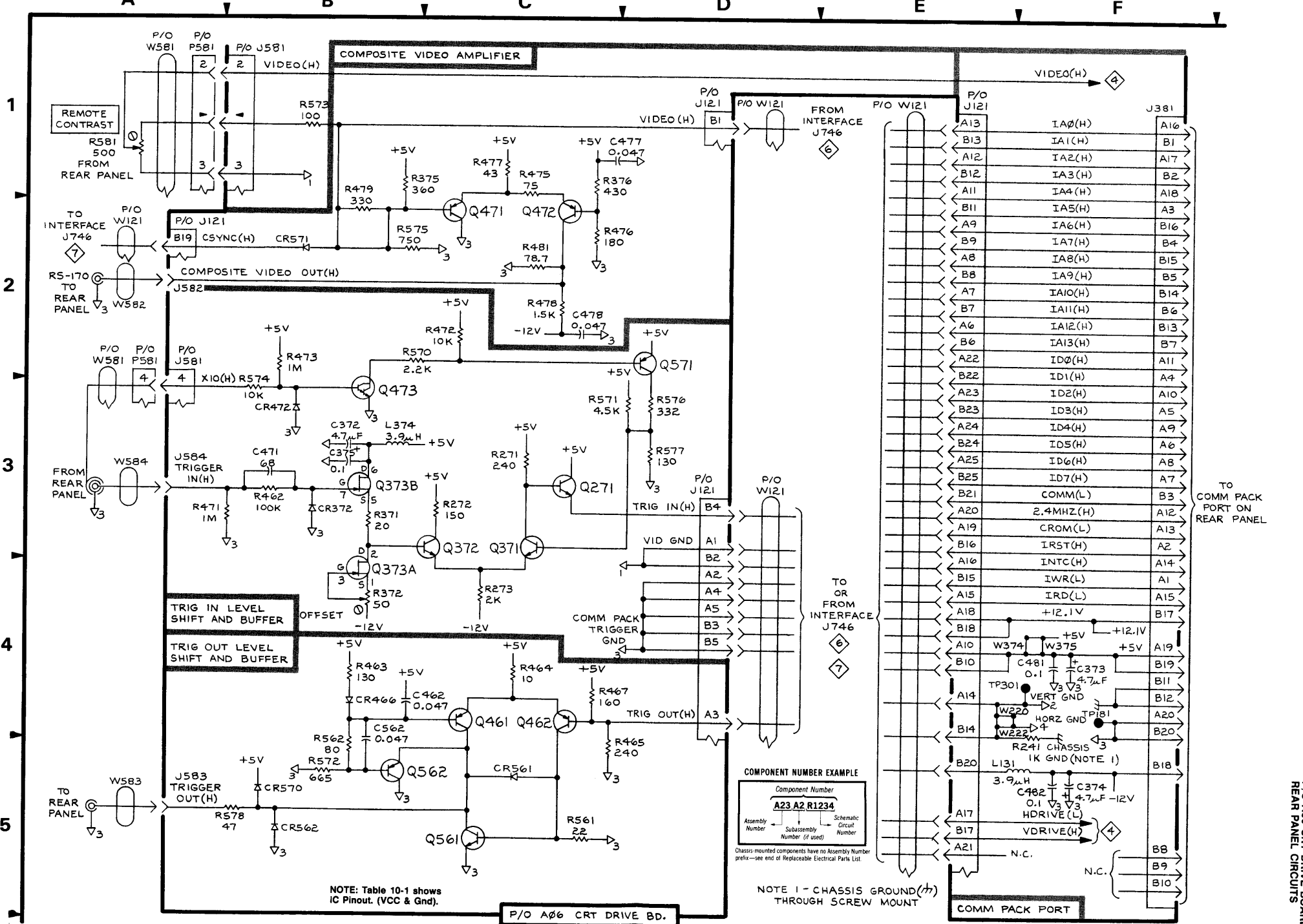
Figure 10-5. A06 CRT Drive Board Component Locations (B090100 & above).  
 SEE PARTS LIST FOR SERIAL NUMBER RANGES

Table 10-3

 REAR PANEL CIRCUITS 3 — CRT DRIVE BOARD, ASSEMBLY A06

CIRCUIT NUMBER	SCHEMATIC LOCATION	BOARD LOCATION	CIRCUIT NUMBER	SCHEMATIC LOCATION	BOARD LOCATION
C372	B3	E2	Q562	B5	E4
C373	F4	F2	Q571	D2	E4
C374	F5	F2	R241	F4	C2
C375	B3	E3	R271	C3	E2
C462	B4	E3	R272	C3	E2
C471	B3	E3	R273	C4	E2
C477	C1	F3	R371	B3	E2
C478	C2	F3	R372	B4	E2
C481	F4	F3	R375	B1	F3
C482	F5	F3	R376	C1	F3
C562	B5	E4	R462	B3	E3
CR372	B3	E3	R463	B4	E3
CR466	B4	E3	R464	C4	E3
CR472	B3	E3	R465	C5	E3
CR561	C5	E4	R467	C4	E3
CR562	B5	E4	R471	B3	E3
CR570	B5	E4	R472	C2	E3
CR571	B2	F3	R473	B2	E3
J121	D3	B1	R475	C1	E3
J121	A2	B1	R476	C2	E3
J121	D1	B1	R477	C1	F3
J121	E1	B1	R478	C2	F3
J381	F1	F2	R479	B2	F3
J581	A2	F4	R481	C2	F3
J581	B1	F4	R561	C5	E4
J582	A2	F4	R562	B5	E4
J583	A5	F4	R570	B2	E3
J584	A3	F4	R571	D3	E4
L131	F5	C1	R572	B5	E4
L374	B3	E3	R573	B1	F4
Q271	C3	E2	R574	B3	E4
Q371	C3	E2	R575	B2	E4
Q372	C3	E2	R576	D3	E4
Q373A	B4	E2	R577	D3	E4
Q373B	B3	E2	R578	B5	E4
Q461	C4	E3	TP181	F4	F1
Q462	C4	E3	TP301	F4	A2
Q471	C2	E3	W220	F4	B2
Q472	C2	E3	W222	F4	B2
Q473	B3	E3	W374	F4	E3
Q561	C5	E4	W375	F4	F3





1

2

3

4

5

1240 SERVICE

4717-603

REAR PANEL CIRCUITS

NOTE: Table 10-1 shows IC Pinout. (VCC & Gnd).

COMPONENT NUMBER EXAMPLE  
 Component Number  
**A23 A2 R1234**  
 Assembly Number      Subassembly Number (if used)      Schematic Circuit Number

Chassis-mounted components have no Assembly Number prefix—see end of Replaceable Electrical Parts List.

NOTE 1 - CHASSIS GROUND (H) THROUGH SCREW MOUNT

TO COMM PACK PORT ON REAR PANEL

COMM PACK PORT

P/O A06 CRT DRIVE BD.

P/O A06 CRT DRIVE BOARD REAR PANEL CIRCUITS

3

Table 10-4

 CRT DRIVER  — CRT DRIVE BOARD, ASSEMBLY A06

CIRCUIT NUMBER	SCHEMATIC LOCATION	BOARD LOCATION	CIRCUIT NUMBER	SCHEMATIC LOCATION	BOARD LOCATION
C200	D3	A2	R213	B2	B2
C201	B2	A2	R221	B2	B2
C202	B2	A2	*R235	E3	C2
*C212	C2	B2	R260	D3	E2
*C260	D3	E2 Back	R300	B2	A2
*C260	D3	E2	R301	C2	A2
C301	C2	A2	R304	B2	A2
C306	C1	A2	R305	B2	A2
C308	B1	A3	R306	B1	A2
C312	A2	B3	R307	C2	A2
C322	A1	B2	R308	C2	A3
C324	A1	B3	*R320	C1	B2
C325	E2	B2	*R321	C1	B2
C328	D4	C3	R323	D2	B2
*C329	E4	C2	R325	D2	B2
*C330	E3	C2	*R326	D2	B3
*C332	D4	C2	*R328	E4	C2
*C335	E4	C2	*R329	E4	C2
C345	D5	C3	*R331	E4	C2
C350	D5	D3	R411	C2	B3
C364	D4	E2	R413	E1	B3
C365	D4	E2	*R421	D2	B3
C401	C2	A3	R432	D4	C3
C413	E2	B3	R442	B5	C3
C424	E5	B3	R443	A4	C3
C441	B5	C3	R444	A5	D3
*C450	A5	D3	R446	A4	D3
C452	B4	D3	R455	B5	D3
C512	C4	B3	R500	C4	A3
C513	C3	B3	R511	C3	B4
C521	C4	B4	R513	C4	B4
C522	C4	B4	R522	B3	B4
C523	B3	C4	R531	C4	C4
C534	C4	C4	R532	C4	C4
C541	B4	C4	R533	C4	C4
C542	B4	C4	R534	C4	C4
CR321	A1	B2	R540	C3	C4
CR342	D4	D2	R541	C3	C4
CR345	D4	C2	R543	B4	C4
CR360	D4	D3	R555	B4	D3
CR444	B5	D3	T251	D4	D2
CR452	D5	D3	T555	A5	D4
CR462	D4	D3	TP111	B1	B1
J230	E2	B2	TP210	D3	B2
J414	E1	B3	TP331	E2	C2
J414	E4	B3	TP342	E4	C2
L435	D4	C3	TP414	C1	B3
L600	E4	P/O W414	TP445	A5	D3
Q106	D3	A1	TP452	D4	D3
*Q108	D2	A1	TP521	B3	B4
Q265	D3	E2	TP542	E5	C4
Q445	A5	D3	U311	B1	B2
Q560	B5	D4	U534	B3	C4
R100	D3	A1	VR260	D3	E2
R102	C3	A1	*VR261	D3	E2
R104	C3	A1	*VR435	C4	B4
R200	D3	A1	W230	E2	Off Board
R202	D3	A2	W414	E1	Off Board
R203	B2	A2	W414	E4	Off Board
R212	D3	B2			

\*SEE PARTS LIST FOR SERIAL NUMBER RANGES.



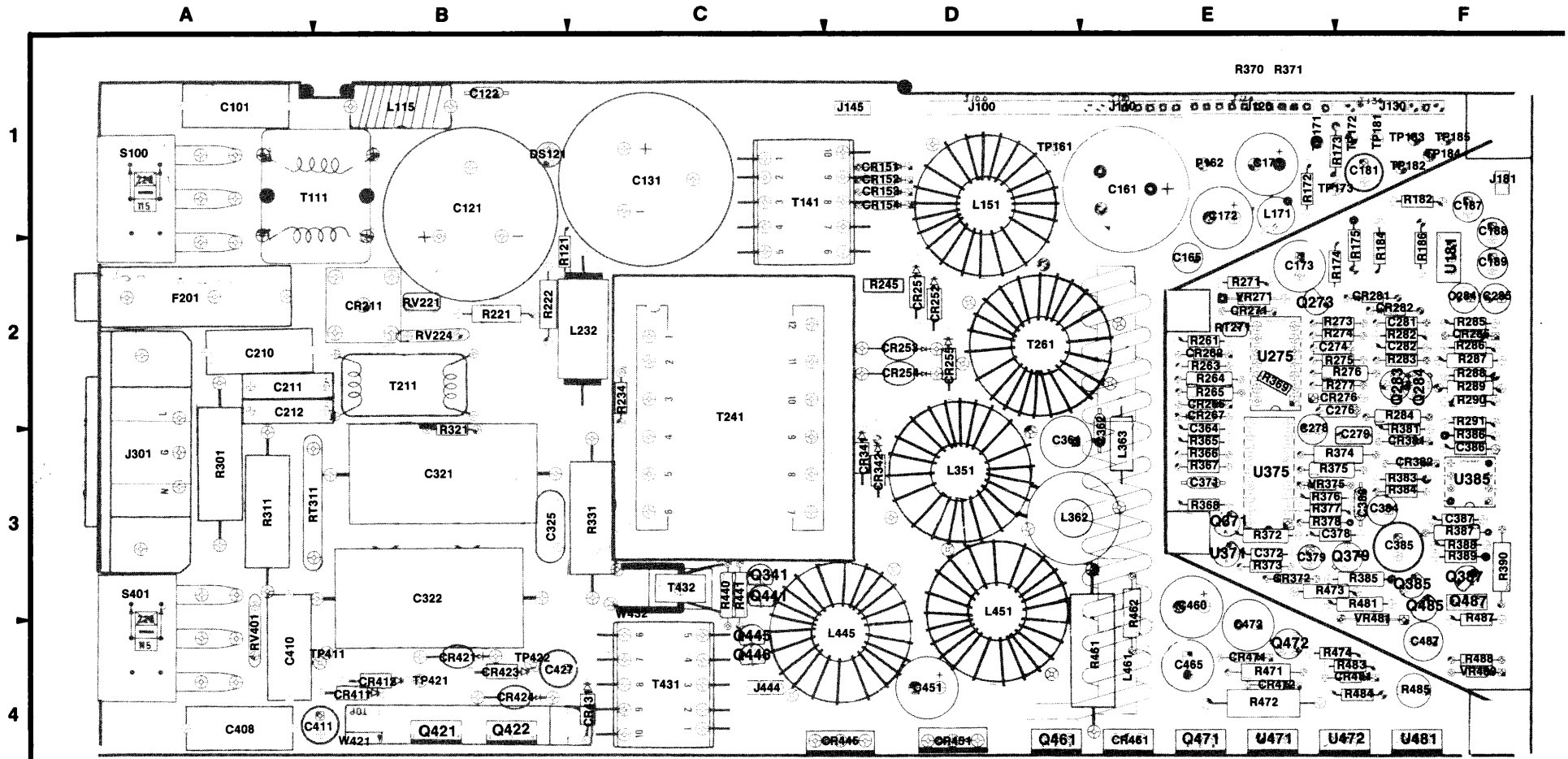
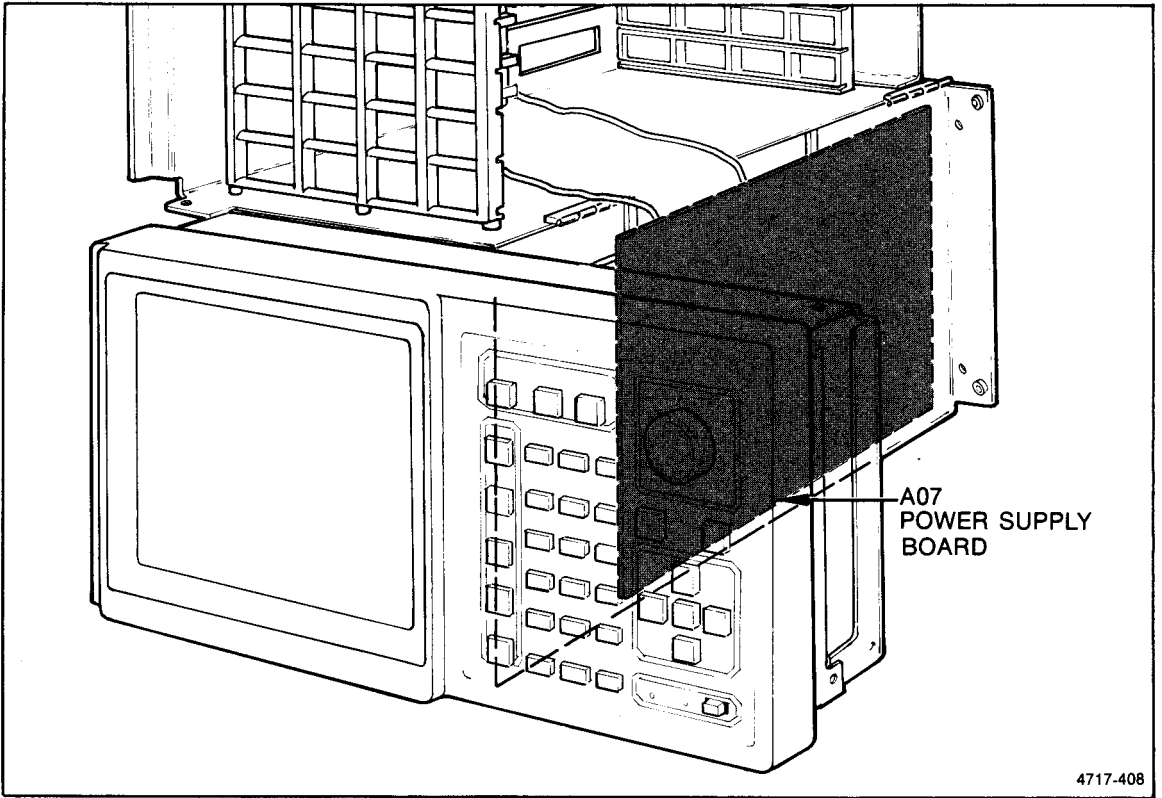


Figure 10-7. A07 Power Supply Board Component Locations (670-7534-06).



4717-408

**Figure 10-8. A07 Power Supply Board Mainframe Location.**

Table 10-5

670-7534-06 POWER SUPPLY 5 — ASSEMBLY A07

CIRCUIT NUMBER	SCHEMATIC LOCATION	BOARD LOCATION	CIRCUIT NUMBER	SCHEMATIC LOCATION	BOARD LOCATION	CIRCUIT NUMBER	SCHEMATIC LOCATION	BOARD LOCATION
C101	A1	A1	F201	A1	A2	R373	C4	E3
C121	C2	B1	J100	F3	D1	R374	C2	F3
C122	C2	B1	J110	F3	E1	R375	C4	F3
C131	C2	C1	J110	F5	E1	R376	C3	E3
C161	F3	E1	J120	F4	E1	R377	C4	E3
C165	E5	E2	J130	A4	F1	R378	E3	E3
C171	E4	E1	J130	F1	F1	R381	B3	F3
C172	E5	E1	J130	F5	F1	R383	C4	F3
C173	E1	E2	J130	F4	F1	R384	E4	F3
C181	F3	F1	J145	F1	D1	R385	C3	F3
C187	F2	F1	J181	A3	F1	R386	D5	F3
*C188	F2	F1	J301	A1	A3	R387	D5	F3
C189	A3	F2	J444	D2	C4	R388	D5	F3
C210	A1	A2	L115	A2	B1	R389	D5	F3
C211	B2	A2	L151	E2	D1	R390	D5	F3
C212	C2	A2	L171	E5	E1	R440	D2	C3
C274	D4	F2	L232	C1	C2	R441	D2	C3
C276	D3	F2	L351	E2	D3	R461	D5	E4
C278	D3	E3	L362	D4	D3	R462	D4	E3
C279	D3	F3	L363	E3	E3	R471	C2	E4
C281	B4	F2	L445	E5	D4	R472	C2	E4
C282	B3	F2	L451	E2	D3	R473	C3	E3
C284	F2	F2	L461	E4	E4	R474	B3	F4
C285	F1	F2	Q273	A3	E2	R481	C3	F3
C321	D2	B3	Q283	B3	F2	R483	B3	F4
C322	D2	B3	Q284	B3	F2	R484	F2	F4
C325	D2	B3	Q341	C2	C3	R485	E4	F4
*C341	C2	Back Bd.	Q371	B4	E3	R487	C4	F3
C361	E2	D3	Q379	E4	F3	R488	F2	F4
C362	E3	E3	Q385	E4	F3	RT271	D4	E2
C364	C4	E3	Q387	C5	F3	RT311	A2	B3
C371	B4	E3	Q421	D2	B4	RV221	B2	B2
C372	C3	E3	Q422	D1	B4	RV224	A1	B1
C378	C3	F3	Q441	C2	C3	RV401	B1	A4
C379	C4	E3	Q445	C3	C4	S100	A2	A1
C383	C3	F3	Q446	C3	C4	S401	B1	A3
C384	C4	F3	Q461	D5	D4	T111	A1	B1
C385	E4	F3	Q471	C2	E4	T141	B2	C1
C386	B5	F3	Q472	B3	E4	T211	C2	B2
C387	D5	F3	Q485	B3	F3	T241	D2	C2
C408	B1	A4	Q487	C5	F3	T261	E2	D2
C410	B2	A4	R121	C2	B2	T431	D2	C4
C411	D2	B4	R172	A3	E1	T432	D2	C3
C427	D1	B4	R173	E5	F1	TP161	F3	D1
*C445	C3	Back Bd.	R174	A3	F2	TP162	F4	E1
C451	E3	D4	R175	F4	F2	TP171	E4	E1
C460	D4	E3	R182	E3	F1	TP172	B4	F1
C465	B2	E4	R184	B3	F2	TP173	E5	F1
*C472	E2	E4	R186	F1	F2	TP181	E3	F1
C487	D5	F4	R221	C2	B2	TP182	F2	F1
CR151	B2	D1	R222	C2	B2	TP183	F1	F1
CR152	A2	D1	R234	C2	C2	TP184	F2	F1
CR153	B2	D1	R245	F1	D2	TP185	F2	F1
CR154	A2	D1	R261	D3	E2	TP411	C2	B4
CR211	B1	B2	R263	D3	E2	TP421	D1	B4
CR251	E1	D2	R264	D3	E2	TP422	D1	B4
CR252	E1	D2	R265	D3	E2	U181	F1	F2
CR253	E2	D2	R271	B4	E2	U275A	D4	E2
CR254	E2	D2	R273	D3	F2	U275B	D3	E2
CR255	E3	D2	R274	E3	F2	U275C	D3	E2
CR262	D3	E2	R275	D3	F2	U275D	D3	E2
CR266	D3	E2	R276	D3	F2	U371	C3	E3
CR267	D3	E2	R277	D4	F2	U375	C2	E3
CR271	D3	E2	R282	B3	F2	U385A	E5	F3
CR276	D3	F2	R283	D4	F2	U385B	C5	F3
CR281	B4	F2	R284	D4	F2	U471	F2	E4
CR282	B4	F2	R285	B3	F2	U472	F2	F4
CR285	B3	F2	R286	B3	F2	U481	F2	F4
CR341	E2	D3	R287	B5	F2	VR271	B4	E2
CR342	E2	D3	R288	E5	F2	VR375	E4	E3
CR372	B3	E3	R289	B4	F2	VR481	B4	F3
CR381	B3	F3	R290	B5	F2	VR489	F2	F4
CR382	B3	F3	R291	C5	F2	W100	F3	Off Bd.
CR411	D2	B4	R301	B1	A3	W110	F3	Off Bd.
CR412	D2	B4	R311	B1	A3	W110	F5	Off Bd.
CR421	D1	B4	R321	C1	B3	W111	F1	Off Bd.
CR423	D1	B4	R331	D2	C3	W120	F4	Off Bd.
CR424	D2	B4	R365	C4	E3	W130	A4	Off Bd.
CR431	D1	C4	R366	D4	E3	W130	F1	Off Bd.
CR445	E2	D4	R367	D4	E3	W130	F4	Off Bd.
CR451	E2	D4	R368	B4	E3	W130	F5	Off Bd.
CR461	D5	E4	R369	D4	E2	W181	A3	Off Bd.
CR471	C2	E4	R370	D4	E2 Back	W301	A1	Off Bd.
CR472	C2	E4	R371	D4	E2 Back	W421	Not Shown	B4
CR481	B3	F4	R372	C3	E3	W432	D2	C3
DS121	C2	B1						

\*SEE PARTS LIST FOR SERIAL NUMBER RANGES.

A

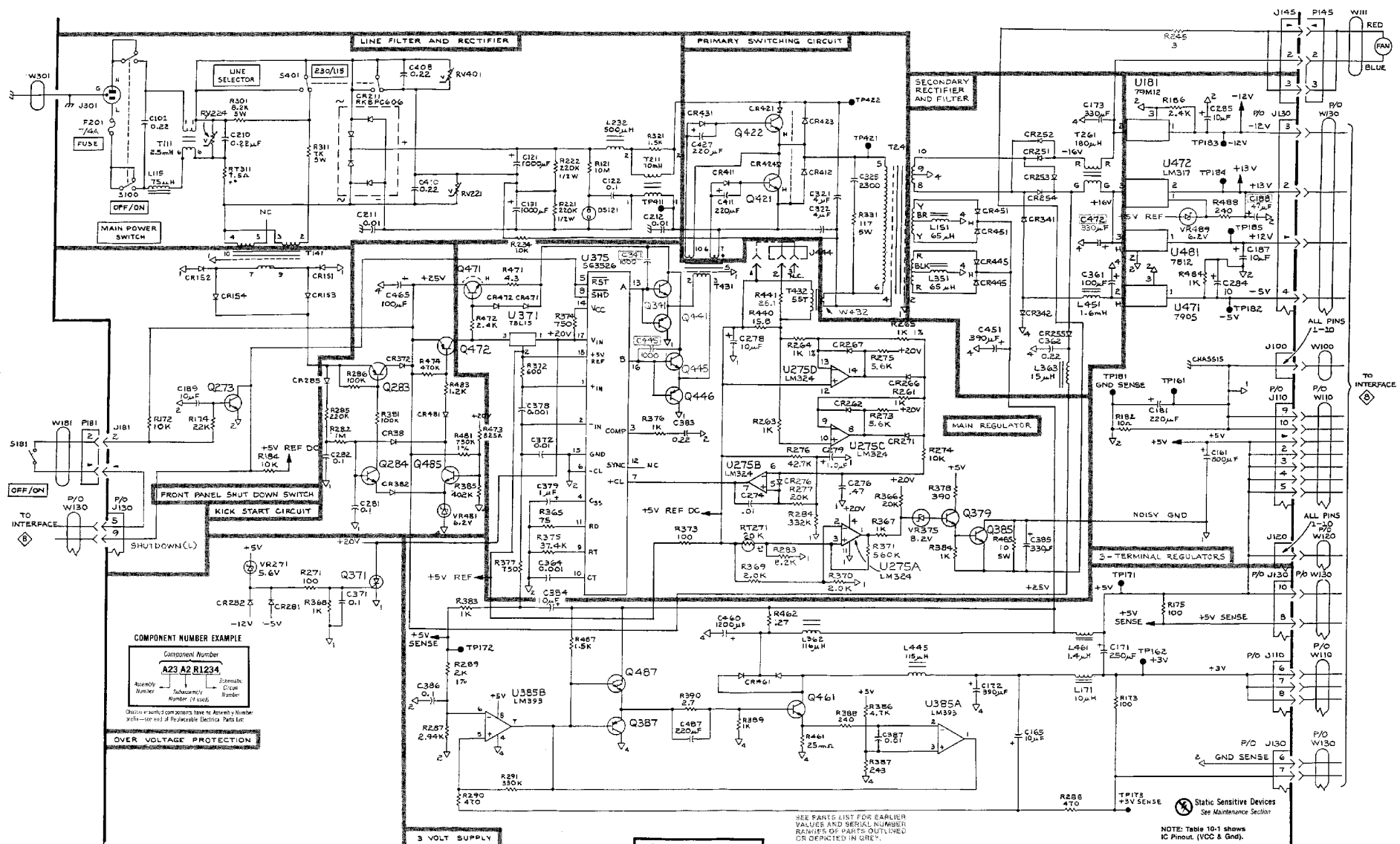
B

C

D

E

F



AC7 POWER SUPPLY  
670-7534-06



TO INTERFACE

**COMPONENT NUMBER EXAMPLE**

Component Number		
A23	A2	R1234
Assembly Number	Subassembly Number (if used)	Item/Part Number

Options in bracketed components have to be checked by the user. See also all applicable Electrical Parts List.

**OVER VOLTAGE PROTECTION**

SEE PARTS LIST FOR EARLIER VALUES AND SERIAL NUMBER. RANGES OF PARTS OUTLINED OR DEPICTED IN GREY.

NOTE: Table 10-1 shows IC Pinout. (VCC & Gnd).

Static Sensitive Devices  
See Maintenance Section

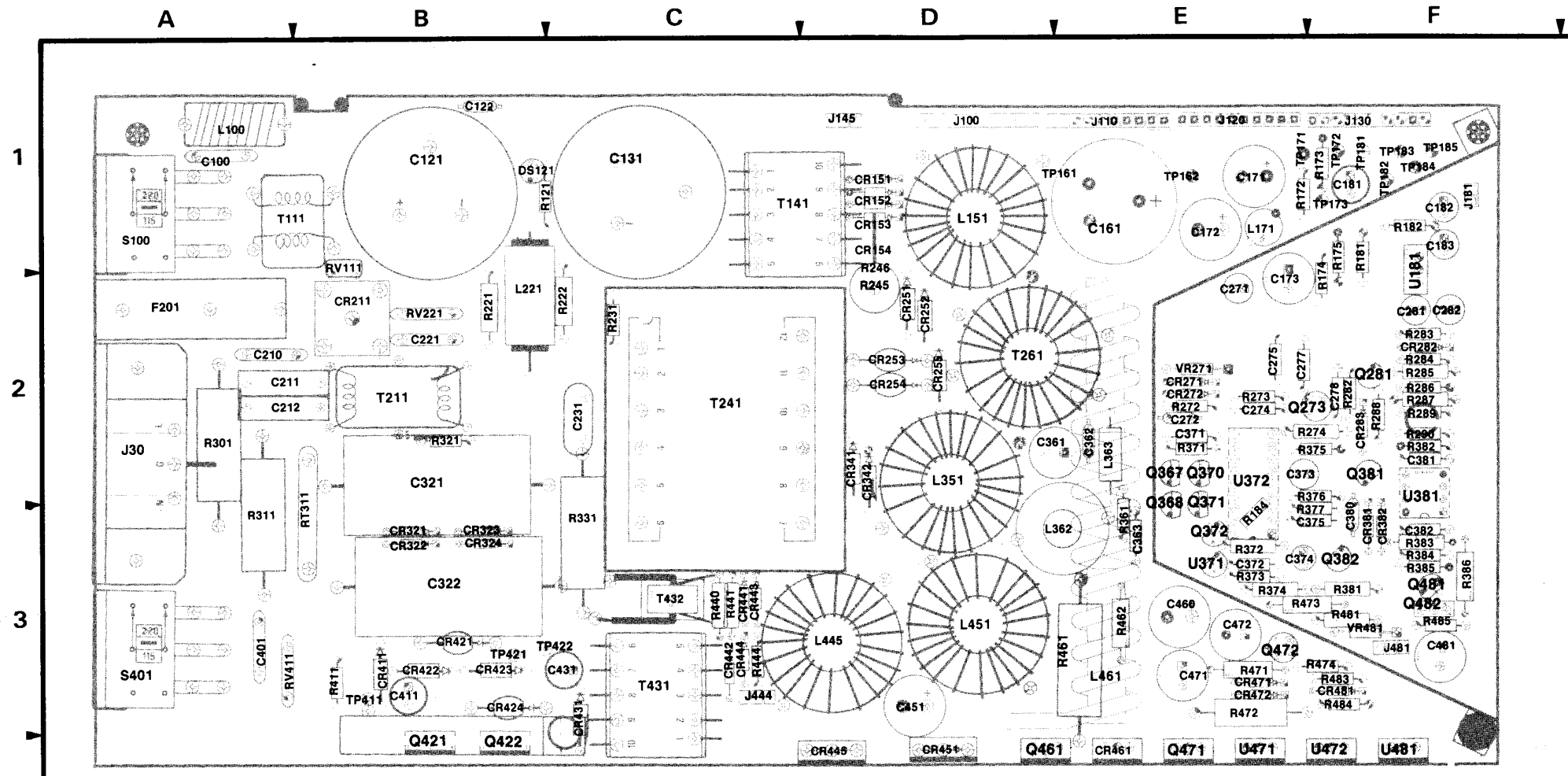


Figure 10-7A. A07 Power Supply Board Component Locations (670-7534-05).

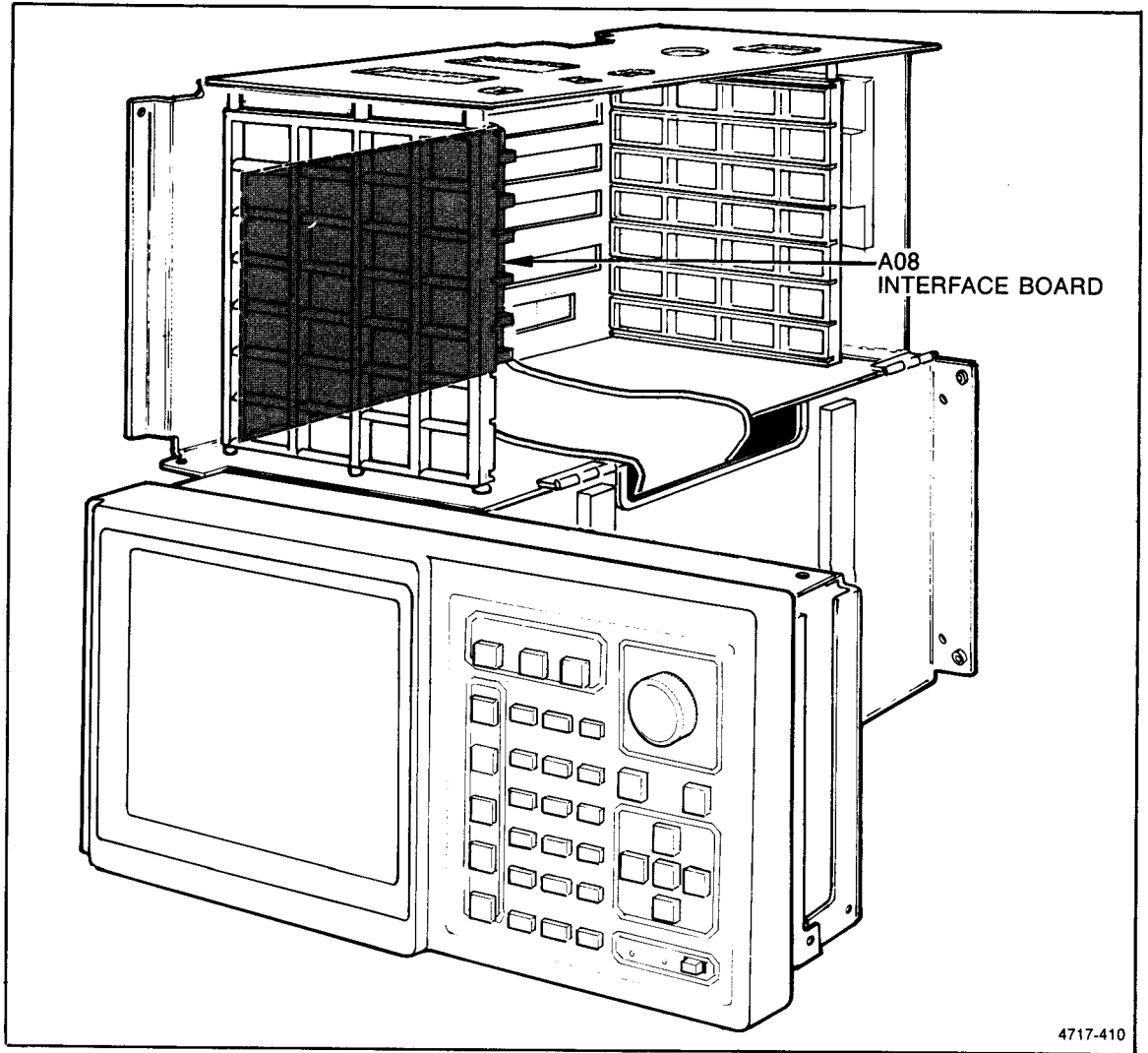


Table 10-5A

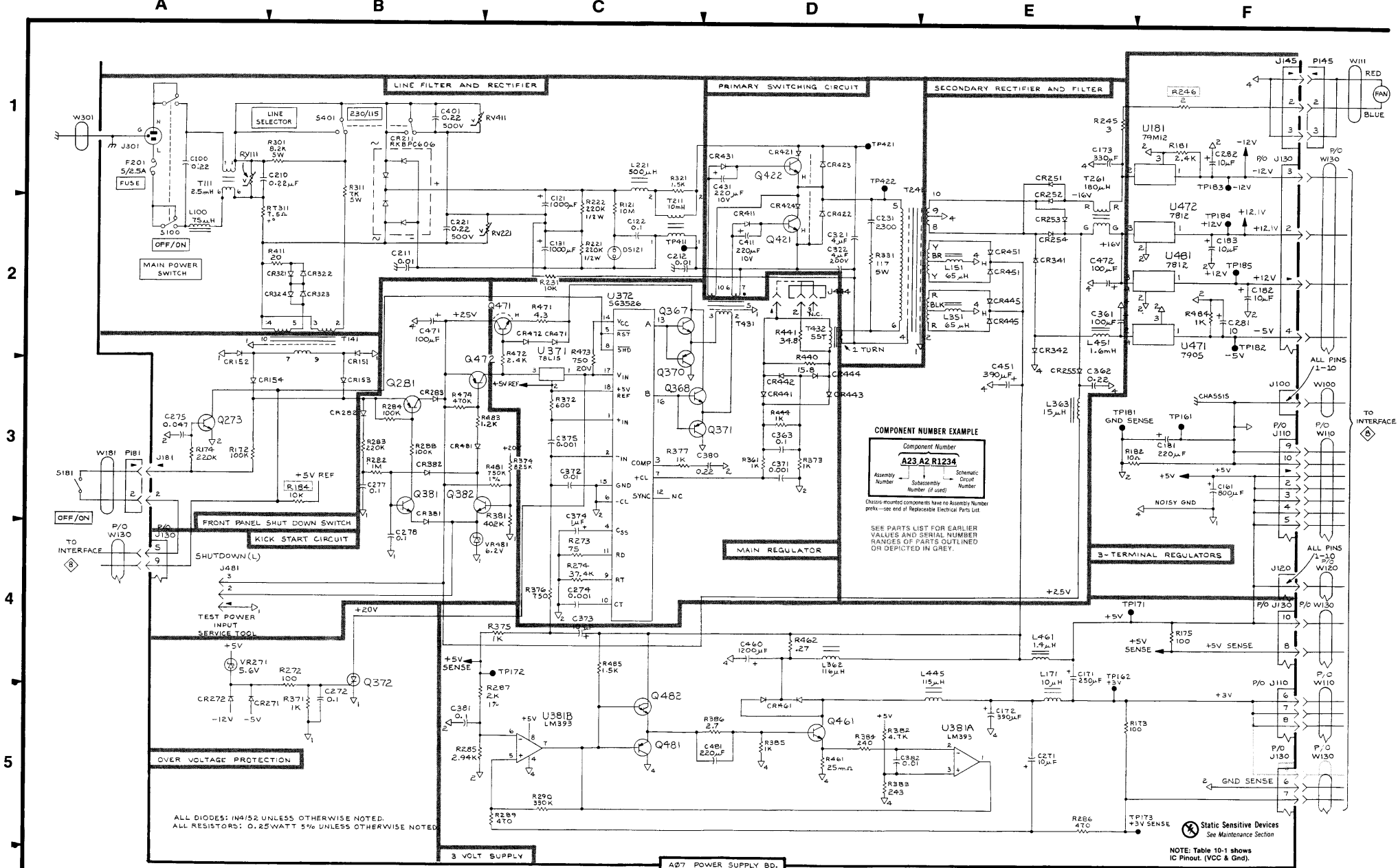
670-7534-05 POWER SUPPLY 5 — ASSEMBLY A07

CIRCUIT NUMBER	SCHEMATIC LOCATION	BOARD LOCATION	CIRCUIT NUMBER	SCHEMATIC LOCATION	BOARD LOCATION	CIRCUIT NUMBER	SCHEMATIC LOCATION	BOARD LOCATION
C100	A1	A1	CR444	D3	C3	R361	D3	E3
C121	C2	B1	CR445	E2	D3	R371	B5	E2
C122	C2	B1	CR451	E2	D3	R372	C3	E3
C131	C2	C1	CR461	D5	E3	R373	D3	E3
C161	F3	E1	CR471	C2	E3	R374	C3	E3
C171	E4	E1	CR472	C2	E3	R375	C4	F2
C172	E5	E1	CR481	B3	F3	R376	C4	F2
C173	E1	E2	DS121	C2	B1	R377	C3	F3
C181	F3	F1	F201	A1	A2	R381	C3	F3
C182	F2	F1	J100	F3	D1	R382	D5	F2
C183	F2	F1	J110	F3	E1	R383	D5	F3
C210	A1	A2	J110	F5	E1	R384	D5	F3
C211	B2	A2	J120	F4	E1	R385	D5	F3
C212	C2	A2	J130	F5	F1	R386	D5	F3
C221	B2	B2	J130	F4	F1	R411	B2	B3
C231	D2	C2	J130	F1	F1	R440	D3	C3
C271	E5	E2	J145	F1	D1	R441	D2	C3
C272	B5	E2	J181	A3	F1	R444	D3	C3
C274	C4	E2	J301	A1	A2	R461	D5	E3
C275	A3	E2	J444	D2	C3	R462	D4	E3
C277	B3	E2	J481	A4	F3	R471	C2	E3
C278	B4	F2	L100	A2	A1	R472	C2	E3
C281	F2	F2	L151	E2	D1	R473	C2	F3
C282	F1	F2	L171	E5	E1	R474	B3	F3
C321	D2	B2	L221	C1	B2	R481	C3	F3
C322	D2	B3	L351	E2	D2	R483	B3	F3
C361	E2	D2	L362	D4	E3	R484	F2	F3
C362	E3	E2	L363	E3	E2	R485	C4	F3
C363	D3	E3	L445	E5	D3	RT311	A2	B3
C371	D3	E2	L451	E2	D3	RV111	A1	B1
C372	C3	E3	L461	E4	E3	RV221	B2	B2
C373	C4	F2	Q273	A3	F2	RV411	B1	A3
C374	C4	F3	Q281	B3	F2	S100	A2	A1
C375	C3	F3	Q367	C2	E2	S181	A3	Off Board
C380	D3	F3	Q368	C3	E2	S401	B1	A3
C381	B5	F2	Q370	C2	E2	T111	A1	A1
C382	D5	F3	Q371	C3	E2	T141	B2	C1
C401	B1	A3	Q372	B4	E3	T211	C2	B2
C411	D2	B3	Q381	B3	F2	T241	D2	C2
C431	D1	C3	Q382	B3	F3	T261	E2	D2
C451	E3	D3	Q421	D2	B3	T431	D2	C3
C460	D4	E3	Q422	D1	B3	T432	D2	C3
C471	B2	E3	Q461	D5	E3	TP161	F3	D1
C472	E2	E3	Q471	C2	E3	TP162	E4	E1
C481	D5	F3	Q472	B3	E3	TP171	E4	E1
CR151	B2	D1	Q481	C5	F3	TP172	C4	F1
CR152	A2	D1	Q482	C5	F3	TP173	F5	F1
CR153	B3	D1	R121	C2	B1	TP181	E3	F1
CR154	A3	D1	R172	A3	E1	TP182	F2	F1
CR211	B1	B2	R173	E5	F1	TP183	F1	F1
CR251	E1	D2	R174	A3	F1	TP184	F2	F1
CR252	E2	D2	R175	F4	F1	TP185	F2	F1
CR253	E2	D2	R181	F1	F1	TP411	C2	B3
CR254	E2	D2	R182	E3	F1	TP421	D1	B3
CR255	E3	D2	*R184	B3	E3	TP422	D1	C3
CR271	A5	E2	R221	C2	B2	U181	F1	F1
CR272	A5	E2	R222	C2	C2	U371	C3	E3
CR282	B3	F2	R231	C2	C2	U372	C2	E2
CR283	B3	F2	R245	E1	D2	U381A	E5	F2
CR321	B2	B3	*R246	F1	D2	U381B	C5	F2
CR322	B2	B3	R272	B4	E2	U471	F2	E3
CR323	B2	B3	R273	C4	E2	U472	F2	F3
CR324	B2	B3	R274	C4	F2	U481	F2	F3
CR341	E2	D2	R282	B3	F2	VR271	A4	E2
CR342	E2	D2	R283	B3	F2	VR481	B4	F3
CR381	B3	F3	R284	B3	F2	W100	F3	Off Board
CR382	B3	F3	R285	B5	F2	W110	F3	Off Board
CR411	D2	B3	R286	E5	F2	W110	F5	Off Board
CR421	D1	B3	R287	B5	F2	W111	F1	Off Board
CR422	D2	B3	R288	B3	F2	W120	F4	Off Board
CR423	D1	B3	R289	C5	F2	W130	F1	Off Board
CR424	D2	B3	R290	C5	F2	W130	F4	Off Board
CR431	D1	C3	R301	B1	A2	W130	F5	Off Board
CR441	D3	C3	R311	B1	A3	W181	A3	Off Board
CR442	D3	C3	R321	C1	B2	W301	A1	Off Board
CR443	D3	C3	R331	D2	C3			

\*SEE PARTS LIST FOR SERIAL NUMBER RANGES.



**Figure 10-10. A08 Interface Board Card Cage Location.**



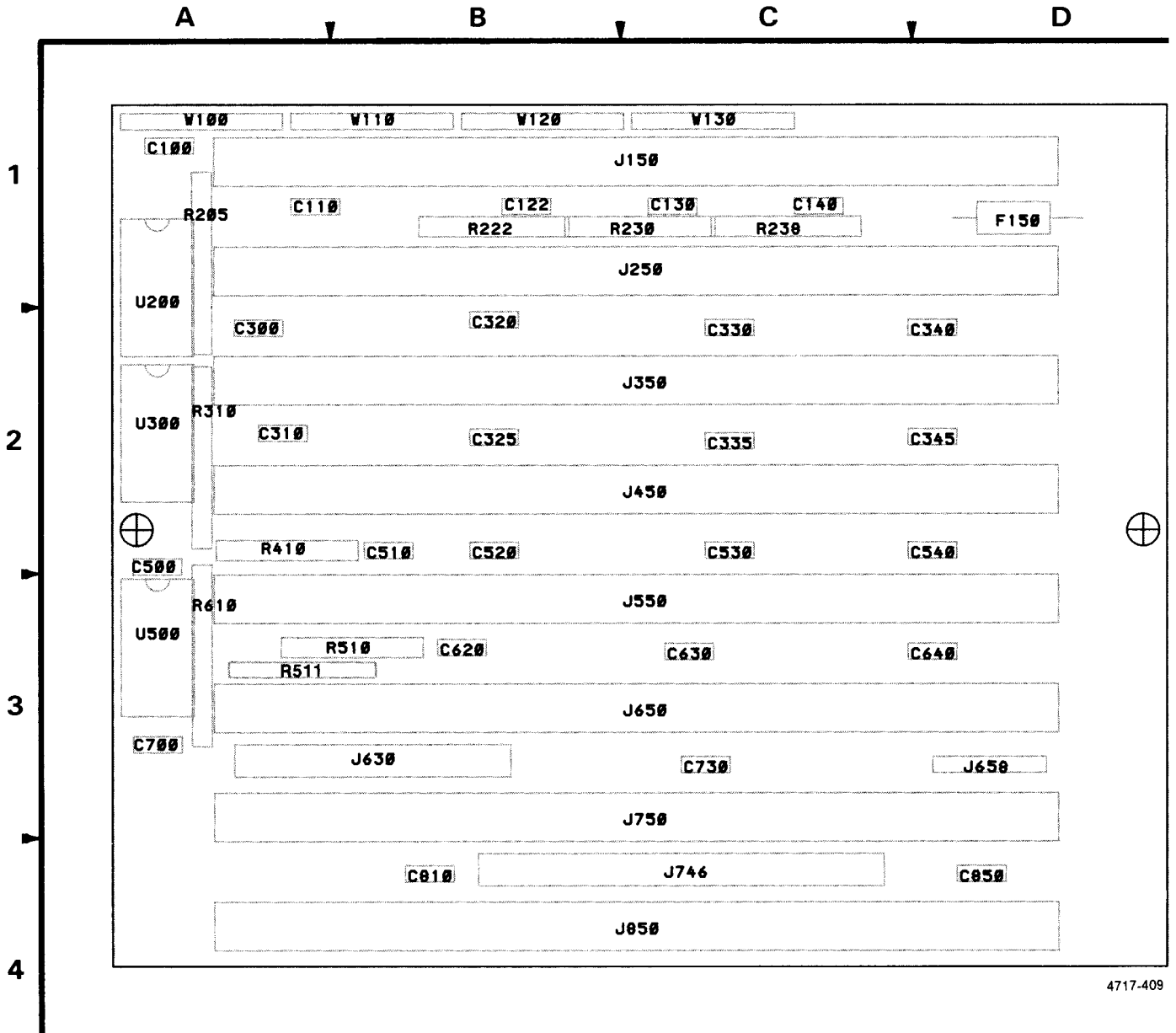



Figure 10-9. A08 Interface Board Component Locations.

4717-409

Table 10-6

INTERFACE  — ASSEMBLY A08

CIRCUIT NUMBER	SCHEMATIC LOCATION	BOARD LOCATION	CIRCUIT NUMBER	SCHEMATIC LOCATION	BOARD LOCATION
J150	F1	B1	J850	A1	B3
J250	E1	B1	R238A	E4	C1
J350	E1	B2	R238B	E4	C1
J450	D1	B2	R238C	E5	C1
J550	D1	B2	R238D	E5	C1
J650	C1	B3	R238E	E5	C1
J746	A5	B3	R238F	E5	C1
J750	B1	B3			

A

B

C

D

E

F

1

2

3

4

5

CONTROL PROCESSOR  
P/O J350  
A B

I/O PROCESSOR  
P/C J350  
A B

DISPLAY  
P/O J350  
A B

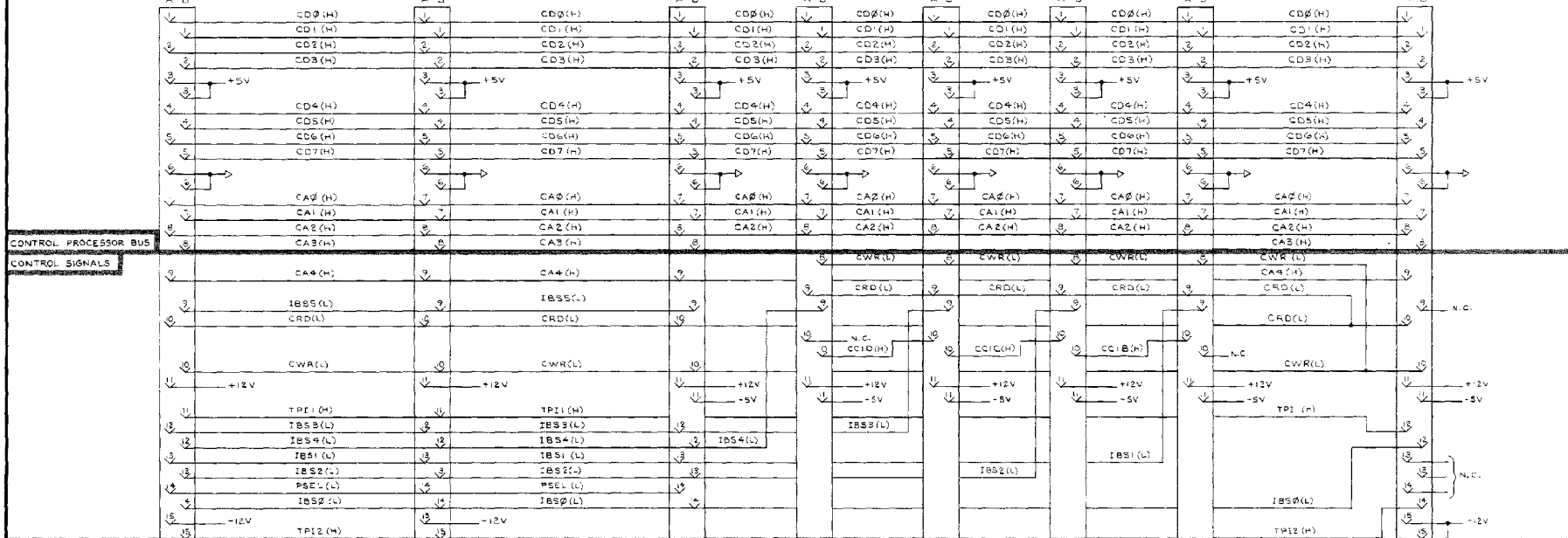
ACQUISITION 3  
P/O J350  
A B

ACQUISITION 2  
P/O J450  
A B

ACQUISITION 1  
P/O J350  
A B

ACQUISITION 0  
P/O J250  
A B

TRANSFER  
P/O J50  
A B



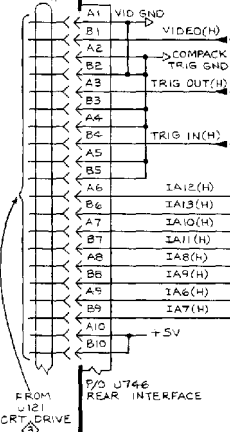
I/O PROCESSOR BUS

CHAIN DATA BUS

**COMPONENT NUMBER EXAMPLE**

Component Number		
<b>A23</b>	<b>A2</b>	<b>R1234</b>
Assembly Number	Subsystem Number (if used)	Submain Group Number

Check for a label on each wire to Assembly Number list - see end of Receiver's Electrical Parts List.



P/O A08 INTERFACE BD.


\* FROM  $\diamond$  OR  $\square$  CHAIN DATA BUS DENOTES  
 A FOR J350A; B FOR J250A & J350B;  
 C FOR J350A & J450B; D FOR J450A & J550B.

SEE PARTS LIST FOR EXHIBIT VALUES AND SERIAL NUMBER RANGES OF PARTS OUT OF STOCK OR DEFECTIVE IN SORT.

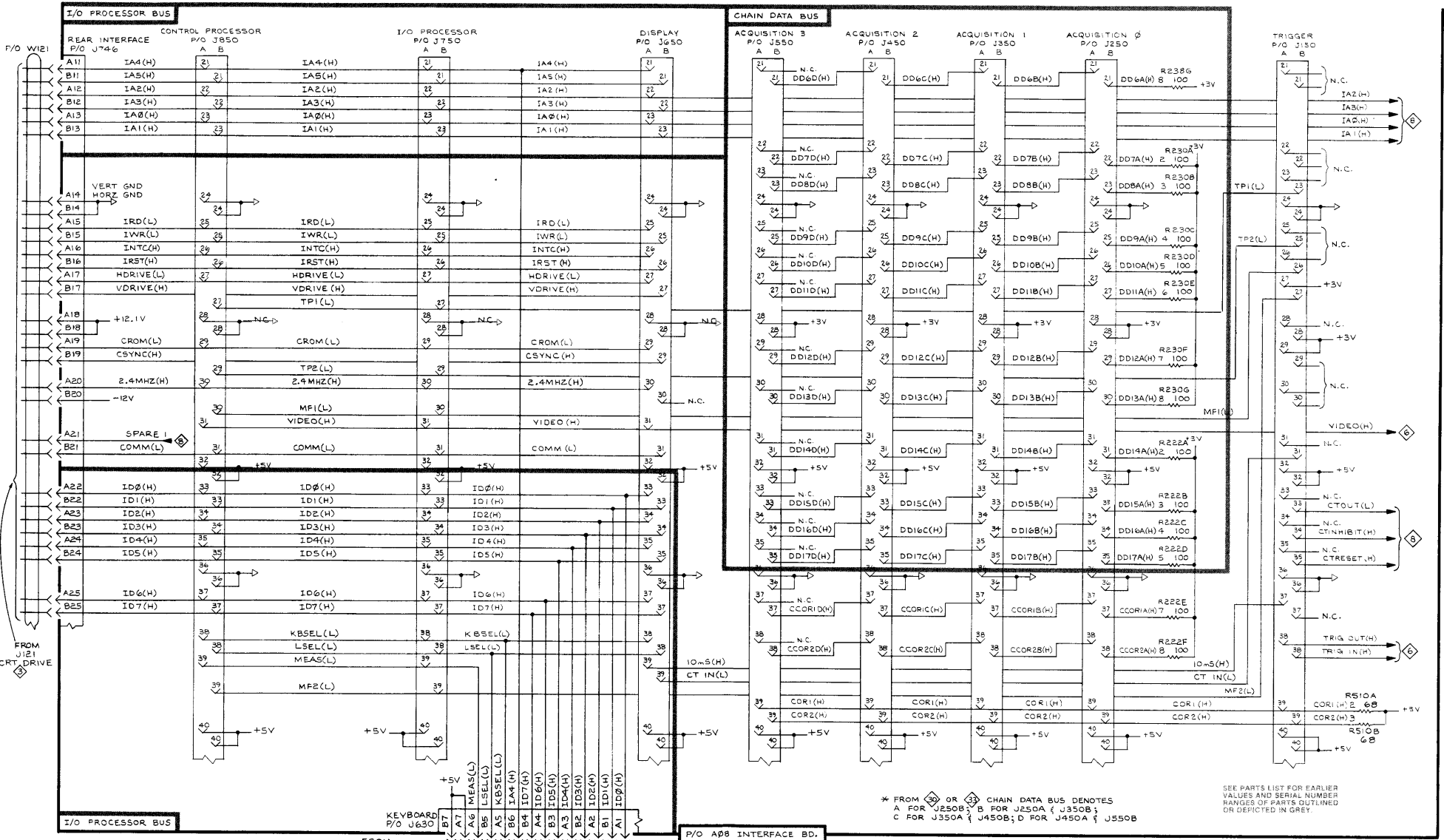
P/O A08 INTERFACE

6

Table 10-7

 INTERFACE  — ASSEMBLY A08

CIRCUIT NUMBER	SCHEMATIC LOCATION	BOARD LOCATION	CIRCUIT NUMBER	SCHEMATIC LOCATION	BOARD LOCATION
J150	F1	B1	R222D	E4	B1
J250	E1	B1	R222E	E4	B1
J350	E1	B2	R222F	E4	B1
J450	D1	B2	R230A	E1	B1
J550	D1	B2	R230B	E2	B1
J630	C5	A3	R230C	E2	B1
J650	C1	B3	R230D	E2	B1
J746	A1	B3	R230E	E2	B1
J750	B1	B3	R230F	E3	B1
J850	A1	B3	R230G	E3	B1
R222A	E3	B1	R238G	E1	C1
R222B	E3	B1	R510A	F5	A2
R222C	E4	B1	R510B	F5	A2



\* FROM [Symbol] OR [Symbol] CHAIN DATA BUS DENOTES  
 A FOR J250A; B FOR J250A & J350B;  
 C FOR J350A & J450B; D FOR J450A & J350B

SEE PARTS LIST FOR EARLIER  
 VALUES AND SERIAL NUMBER  
 RANGES OF PARTS OMITTED  
 OR DEPICTED IN GREY.

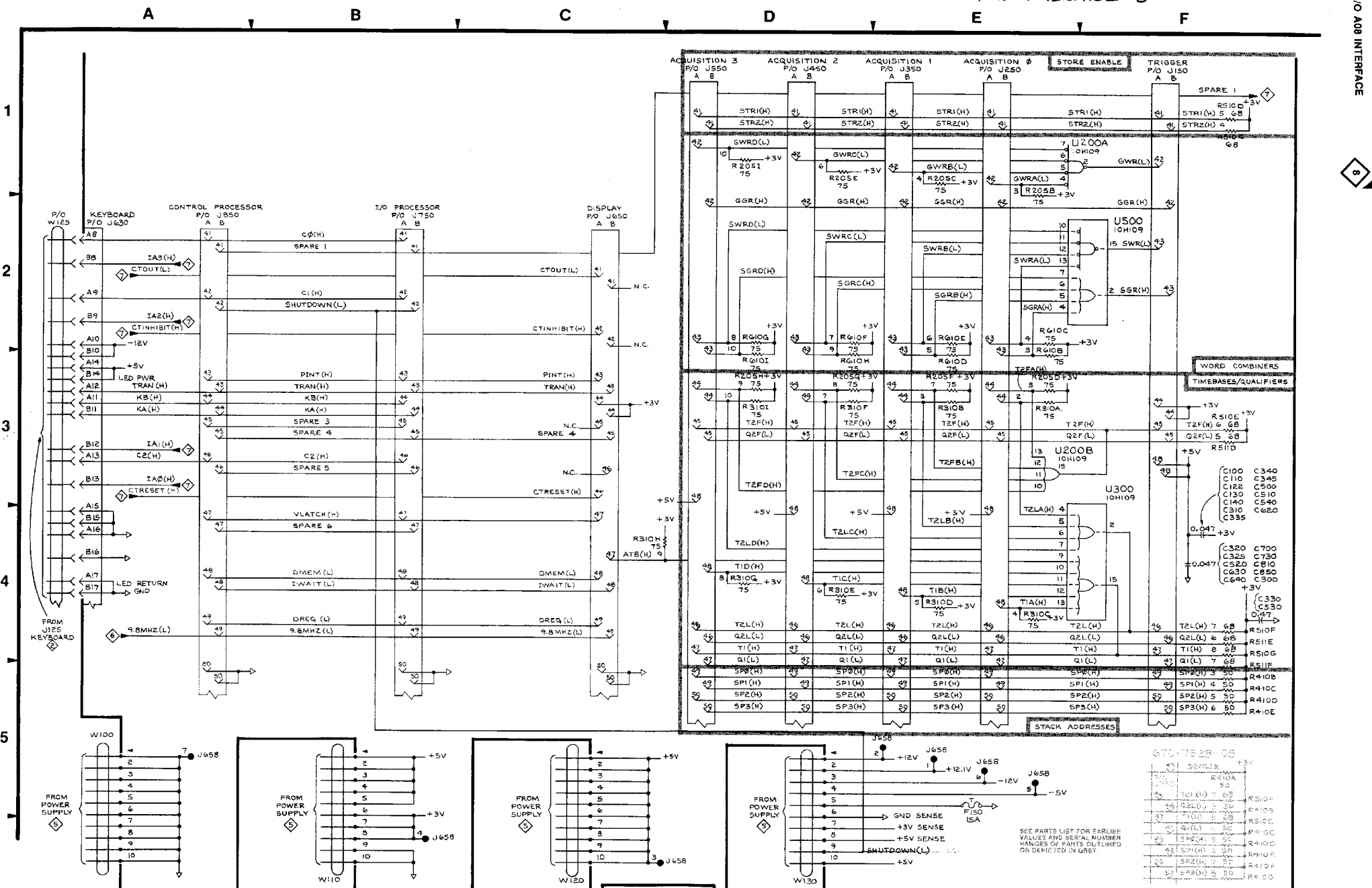


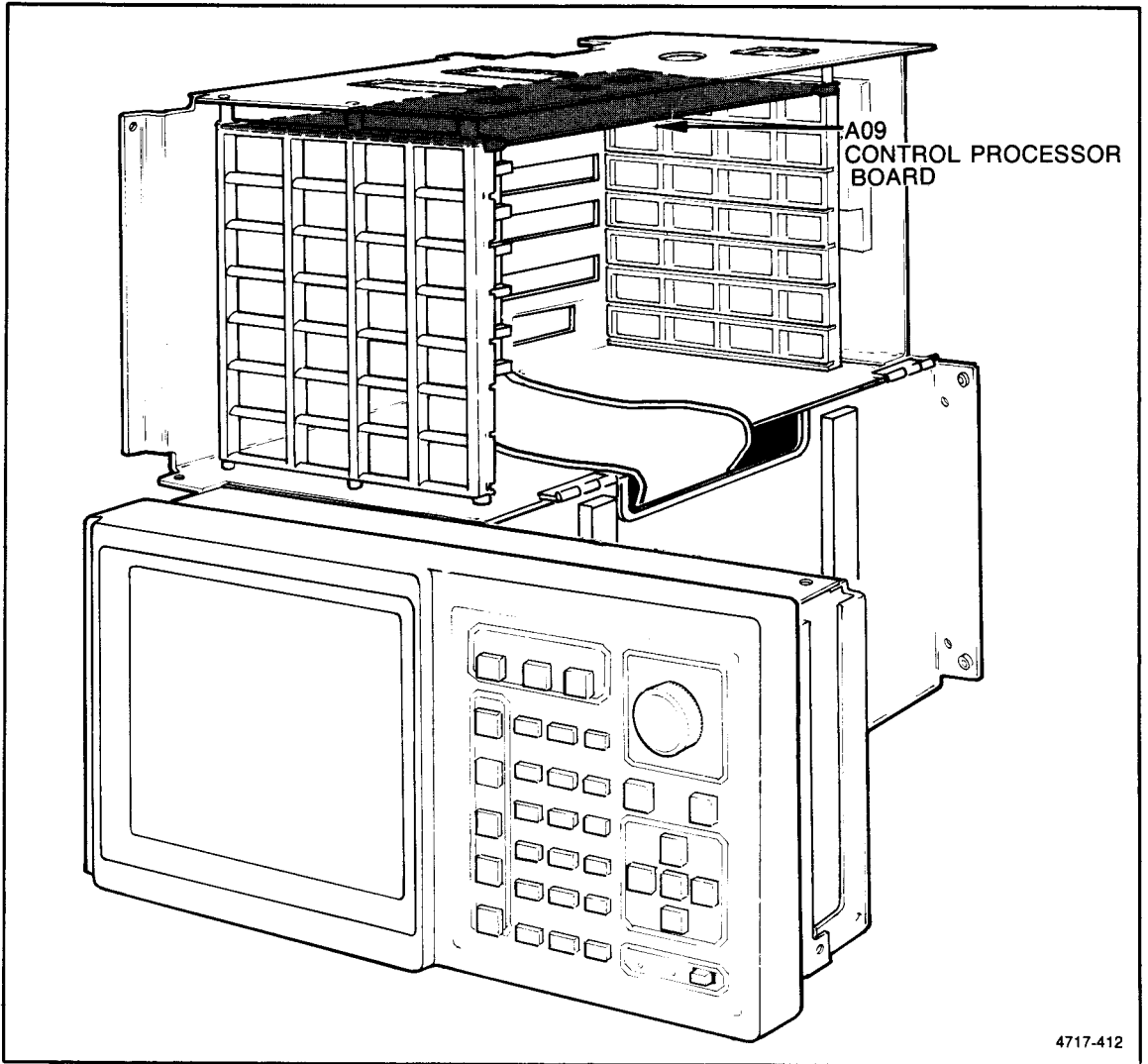
Table 10-8

INTERFACE  — ASSEMBLY A08

CIRCUIT NUMBER	SCHEMATIC LOCATION	BOARD LOCATION	CIRCUIT NUMBER	SCHEMATIC LOCATION	BOARD LOCATION
C100	F3	A1	R205F	E3	A1
C110	F3	A1	R205G	D3	A1
C122	F4	B1	R205H	D3	A1
C130	F4	B1	R205I	D1	A1
C140	F3	C1	R310A	E3	A2
C300	F4	A1	R310B	E3	A2
C310	F4	A2	R310C	E4	A2
C320	F4	B1	R310D	E4	A2
C325	F4	B2	R310E	D4	A2
C330	F4	B1	R310F	D3	A2
C335	F3	B2	R310G	D4	A2
C340	F3	C1	R310I	D3	A2
C345	F3	C2	*R410A	F3	A2
C500	F3	A2	*R410B	F4	A2
C510	F4	A2	*R410C	F4	A2
C520	F4	B2	*R410D	F5	A2
C530	F4	B2	*R410E	F5	A2
C540	F3	C2	*R410F	F5	A2
C620	F4	B2	*R410G	F5	A2
C630	A2	B2	R510C	F1	A2
C640	F4	C2	R510D	F1	A2
C700	F4	A3	R510E	F3	A2
C730	F4	B3	R510F	F4	A2
C810	F4	B3	R510G	F4	A2
C850	F4	C3	*R511D	F3	A3
F150	E5	C1	*R511E	F4	A3
J150	F1	B1	*R511F	F4	A3
J250	E1	B1	R610B	E2	A2
J350	E1	B2	R610C	E2	A2
J450	D1	B2	R610D	E2	A2
J550	D1	B2	R610E	E2	A2
J630	C2	A3	R610F	D2	A2
J650	C2	B3	R610G	D2	A2
J658	B5	C3	R610H	D3	A2
J658	E5	C3	R610I	D3	A2
J658	C5	C3	U200A	E1	A1
J658	A5	C3	U200B	E3	A1
J750	B2	B3	U300	F4	A2
J850	A2	B3	U500	F2	A2
R205B	E1	A1	W100	A5	A1
R205C	E1	A1	W110	B5	A1
R205D	E3	A1	W120	C5	B1
R205E	D1	A1	W130	D5	B1

\*SEE PARTS LIST FOR SERIAL NUMBER RANGES.





**Figure 10-12. A09 Control Processor Board Card Cage Location.**



Table 10-9

8088 CPU AND BUFFERS  — CONTROL PROCESSOR BOARD, ASSEMBLY A09

CIRCUIT NUMBER	SCHEMATIC LOCATION	BOARD LOCATION	CIRCUIT NUMBER	SCHEMATIC LOCATION	BOARD LOCATION
J100	D2	A1	R461	B3	F4
J100	C4	A1	R467	B5	F4
J101	D3	A2	U204	F1	A2
J101	C4	A2	U207	F2	A2
J242	C4	D3	U211	B5	A2
J467	B5	F4	U246	B2	D2
P305	F1	A3	U254B	D4	E2
P305	A4	A3	U254C	D2	E2
P850	A3	D4	U255A	D4	E2
P850	F3	D4	U255B	E4	E2
R201	F2	A2	U257C	E4	E2
R207	F3	A2	U257D	E4	E2
R212	A4	B2	U258A	E3	E2
R246	B2	D2	U258B	E4	E2
R248	B2	D2	U347	C2	D3
R249	B1	E2	U351	C2	E3
R250	B2	E2	U354	C3	E3
R251	B2	E2	U357	F4	E3
R252	C2	E2	U361B	D3	F3
R253	B1	E2	U361D	E4	F3
R361	F4	F3	U451	C4	E4
R446	C5	D4	U454	F3	E4
R449	B4	E4	U457	B3	E4
R459	A3	E4	Y250	B1	E2

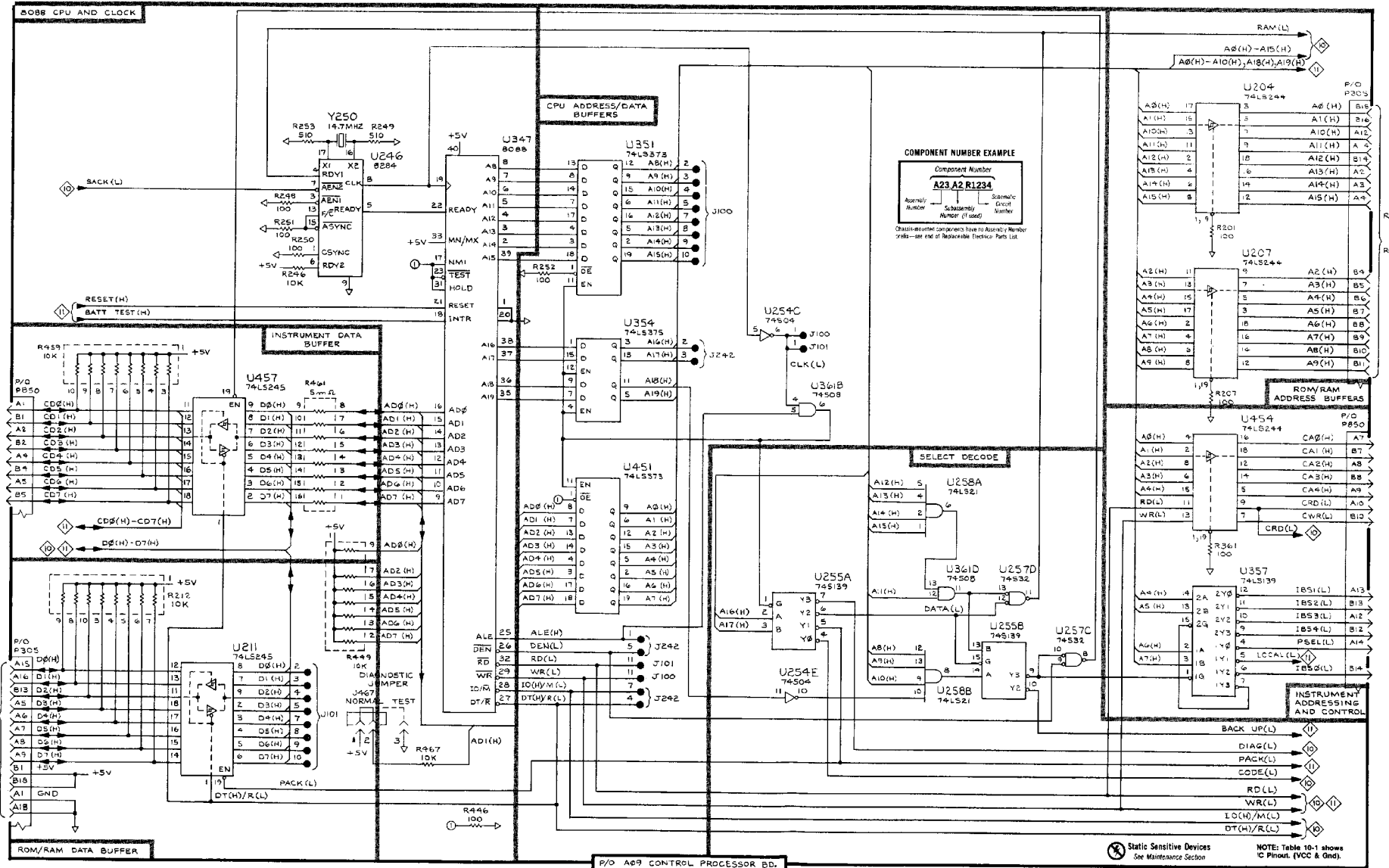
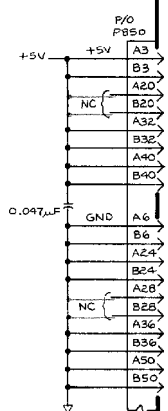
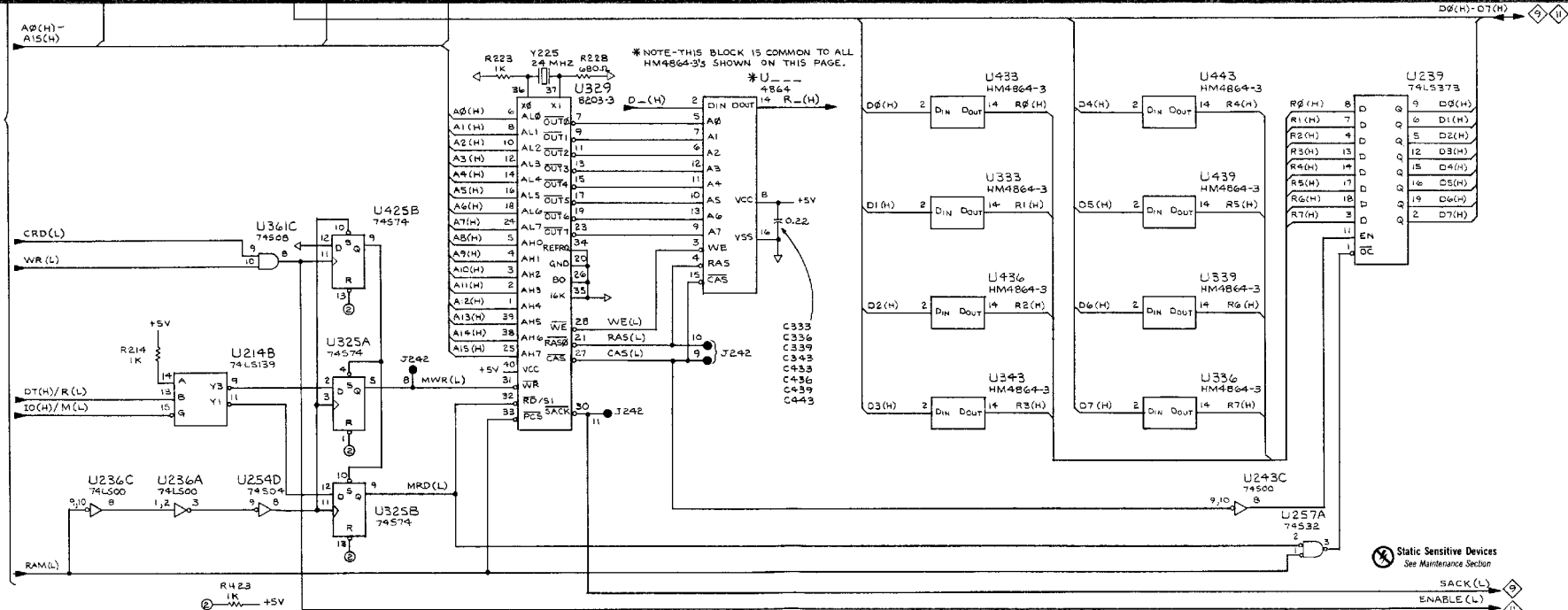
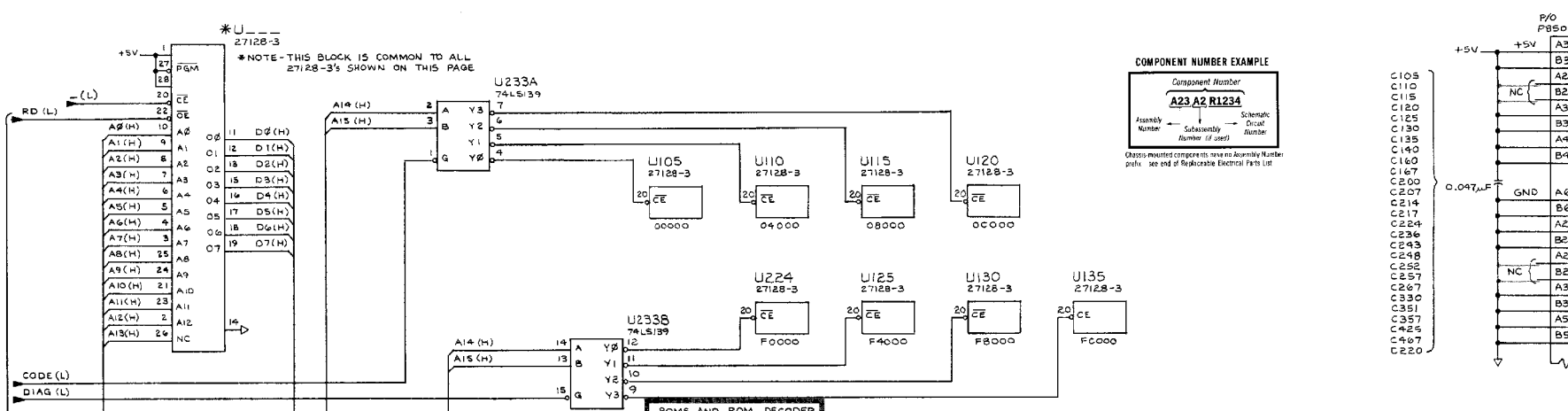


Table 10-10

 ROMS AND RAMS  — CONTROL PROCESSOR BOARD, ASSEMBLY A09

CIRCUIT NUMBER	SCHEMATIC LOCATION	BOARD LOCATION	CIRCUIT NUMBER	SCHEMATIC LOCATION	BOARD LOCATION
C105	F1	A1	J242	C5	D3
C110	F1	A1	R214	A4	B2
C115	F1	B1	R223	C3	B3
C120	F1	B1	R228	C3	C3
C125	F1	C1	R423	B5	B4
C130	F1	C1	U105	C1	A1
C135	F1	C1	U110	D1	A1
C140	F1	D1	U115	D1	B1
C160	F1	E1	U120	D1	B1
C167	F1	F1	U125	D2	C1
C200	F1	A2	U130	D2	C1
C207	F1	A2	U135	E2	C1
C214	F1	B2	U214B	B4	B2
C217	F1	B2	U224	D2	C2
C220	F1	B3	U233A	C1	C2
C224	F1	B2	U233B	C2	C2
C236	F1	D2	U236A	B5	D2
C243	F1	D2	U236C	A5	D2
C248	F1	D3	U239	F3	D2
C252	F1	E2	U243C	E5	D2
C257	F1	E2	U254D	B5	E2
C267	F1	F2	U257A	F5	E2
C330	F1	C3	U325A	B4	C3
C333	D4	C3	U325B	B5	C3
C336	D4	D3	U329	C3	C3
C339	D4	D3	U333	D4	C3
C343	D4	D3	U336	E4	D3
C351	F1	E3	U339	E4	D3
C357	F1	E3	U343	D4	D3
C425	F1	C4	U361C	B4	F3
C433	D4	C4	U425B	B4	C3
C436	D4	D4	U433	D3	C4
C439	D4	D4	U436	D4	D4
C443	D4	D4	U439	E4	D4
C467	F1	F4	U443	E3	D4
J242	C4	D3	Y225	C3	C3
J242	B4	D3			



Static Sensitive Devices  
 See Maintenance Section

NOTE: Table 10-1 shows IC Pinout. (VCC & Gnd).

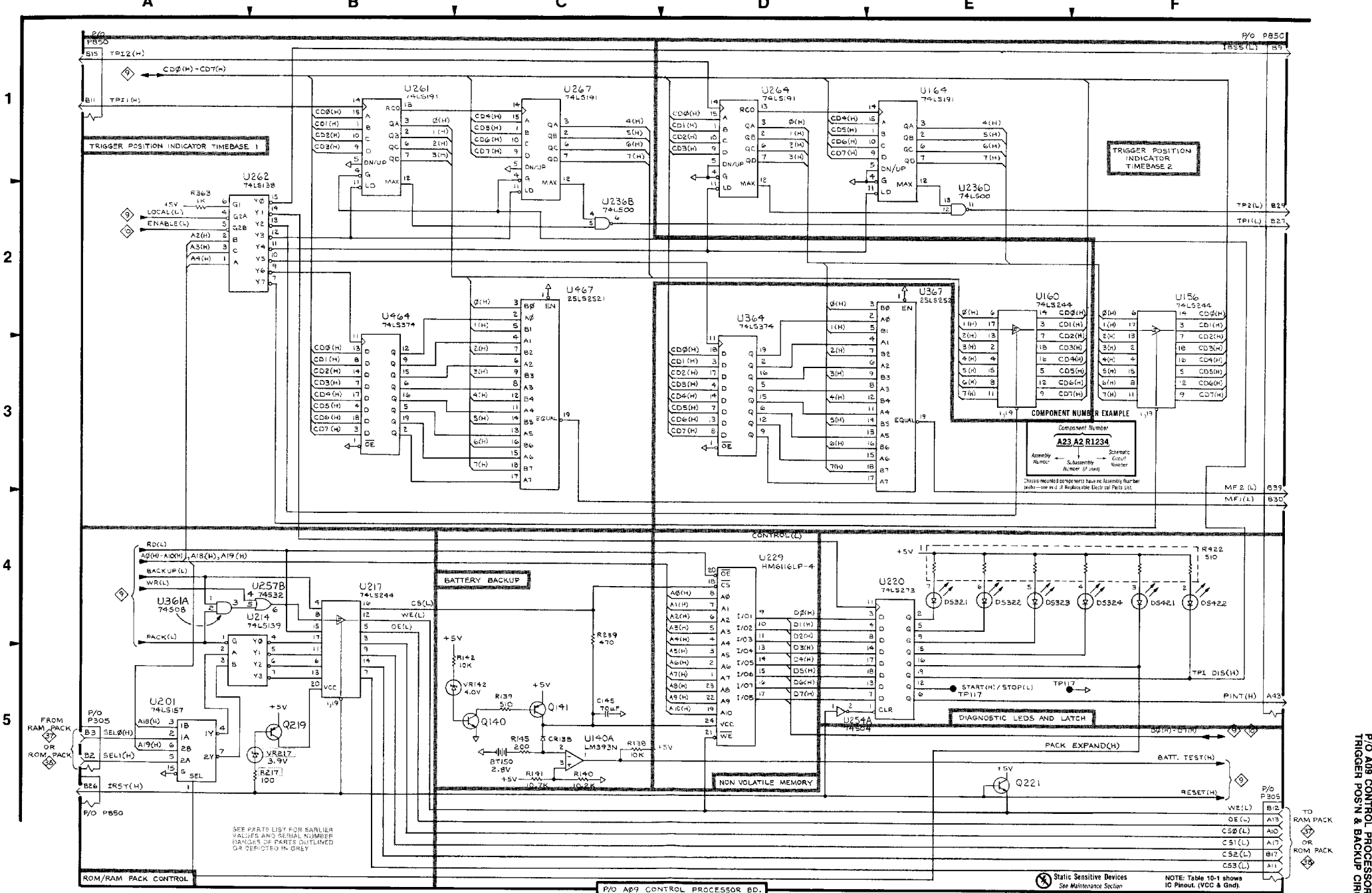


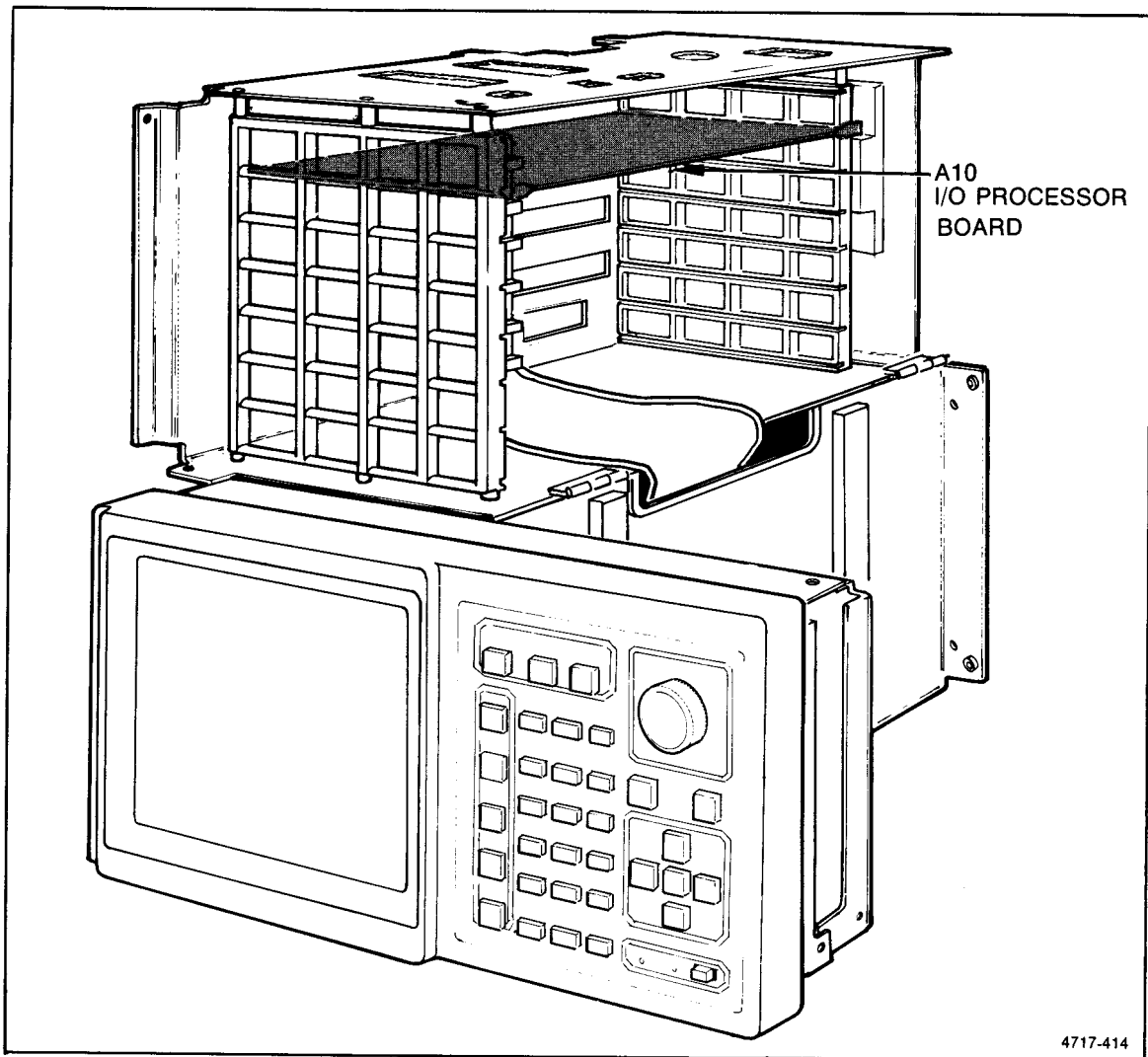
Table 10-11

TRIGGER POS'N & BACKUP CIRCUITRY  CTRL. PROCESSOR BD., ASBLY. A09

CIRCUIT NUMBER	SCHEMATIC LOCATION	BOARD LOCATION	CIRCUIT NUMBER	SCHEMATIC LOCATION	BOARD LOCATION
BT150	C5	E1	R422	F3	B4
C145	C5	D1	TP117	E5	B1
CR138	C5	D2	U140A	C5	D1
DS321	E4	B3	U156	F2	E1
DS322	E4	B3	U160	E2	E1
DS323	E4	B3	U164	E1	F1
DS324	F3	B3	U201	A5	A2
DS421	F3	B3	U214	B4	B2
DS422	F3	B3	U217	B4	B2
P305	F5	A3	U220	E4	B2
P305	A5	A3	U229	D4	C2
P850	A1	D4	U236B	C2	D2
P850	A5	D4	U236D	E2	D2
P850	F1	D4	U254A	D5	E2
Q140	C5	D2	U257B	B4	E2
Q141	C5	D2	U261	B1	F2
Q219	B5	B2	U262	A2	F2
Q221	E5	B2	U264	D1	F2
R138	C5	D1	U267	C1	F2
R139	C5	D2	U361A	A4	F3
R140	C5	D1	U364	D3	F3
R141	C5	D1	U367	E2	F3
R142	C5	D1	U464	B3	F4
R145	C5	D1	U467	C2	F4
*R217	B5	B2	VR142	C5	D2
R239	C4	D2	*VR217	B5	D2
R363	A2	F2			

\*SEE PARTS LIST FOR SERIAL NUMBER RANGES.





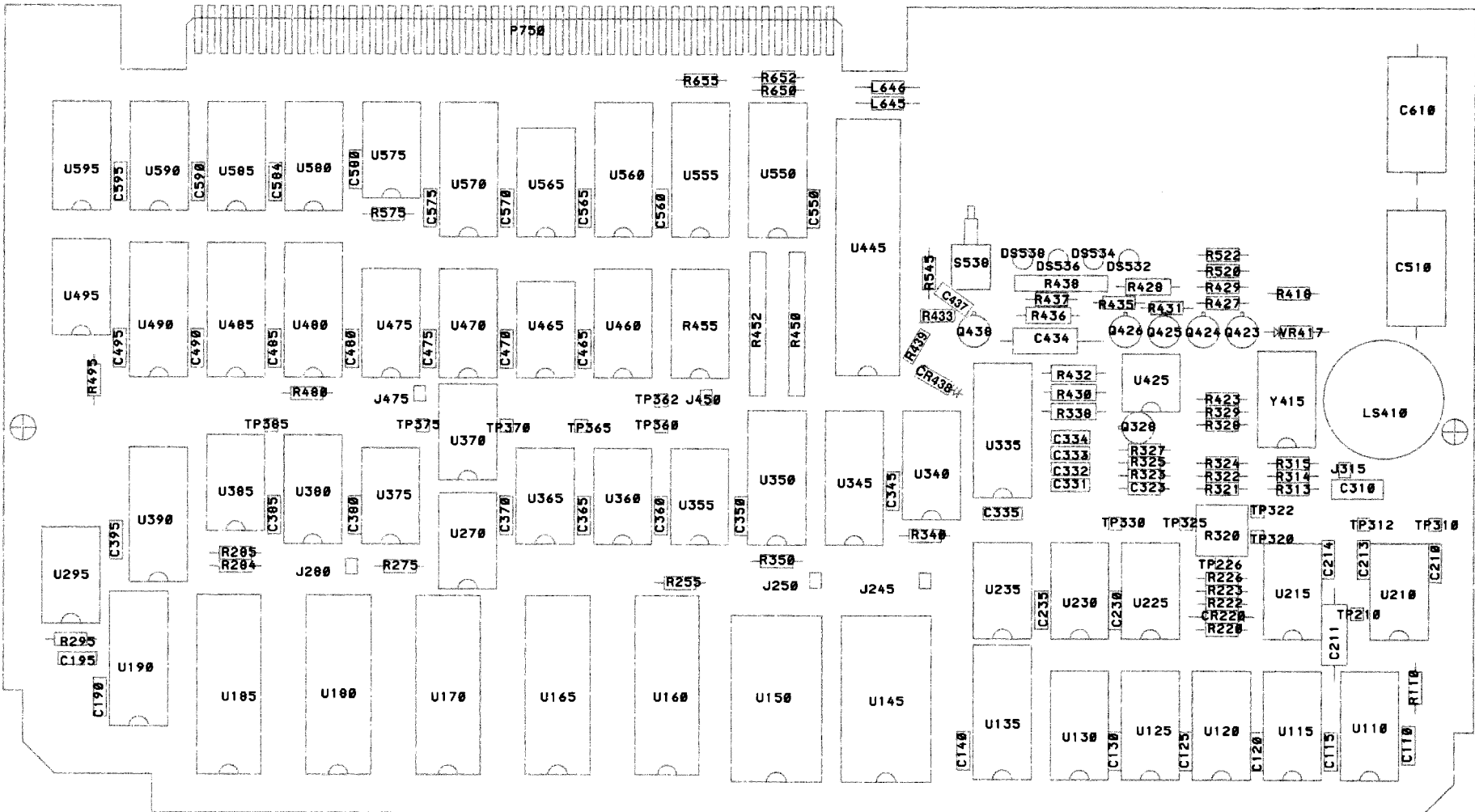
**Figure 10-14. A10 I/O Processor Board Card Cage Location.**

4

3

2

1



A10 I/O PROCESSOR BOARD  
BOARD & COMPONENT LOCATIONS

⊗ Static Sensitive Devices  
See Maintenance Section

REV APR 1986

Figure 10-13. A10 I/O Processor Board Component Locations.

Table 10-12

Z80 CPU AND BUFFERS



— I/O PROCESSOR BOARD, ASSEMBLY A10

CIRCUIT NUMBER	SCHEMATIC LOCATION	BOARD LOCATION	CIRCUIT NUMBER	SCHEMATIC LOCATION	BOARD LOCATION
C323	B1	B2	R455	C5	C3
C434	A4	B3	R520	B4	A3
*C437	B4	B3	R522	B5	A3
*CR438	A4	B3	R545	B3	C3
J245	A5	C2	R575	F2	E3
J245	E2	C2	R652	A3	C4
J245	C2	C2	S538	B4	B3
J250	D3	C2	U130A	F4	B1
J250	C1	C2	U160	E1	D1
J280	C3	E2	U165	E1	D1
J450	C4	C3	U170	E2	D1
P750	F1	D4	U180	E2	E1
P750	A3	D4	U185	E2	E1
Q328	B2	B2	U225C	B3	B2
Q424	B4	A3	U225D	B2	B2
Q425	B5	B3	U230A	B2	B2
Q426	B4	B3	U230B	A2	B2
Q438	B4	B3	U270A	B3	D2
R222	A5	A2	U270B	E3	D2
R223	B2	A2	U270C	D4	D2
R226	A2	A2	U270D	E3	D2
R275	D3	E2	U340	C3	C2
R323	B2	B2	U345	C2	C2
R325	B1	B2	U350A	C3	C2
R327	B1	B2	U350B	C1	C2
R340	C2	C2	U360B	D3	D2
R350	C1	C2	U360C	D4	D2
R427	A4	A3	U365B	E3	D2
R428	B3	B3	U365C	D3	D2
R429	B5	A3	U365D	E4	D2
*R431	A4	B3	U380	D3	E2
*R433	B4	B3	U445	B1	C3
R435	A4	B3	U555	D5	C3
R436	A3	B3	U560	E5	D3
R437	B3	B3	U565	F1	D3
*R439	A4	B3	U570	F2	D3
R450	C4	C3	Y415	A1	A3
R452	E5	C3			

\*SEE PARTS LIST FOR SERIAL NUMBER RANGES.

A

B

C

D

E

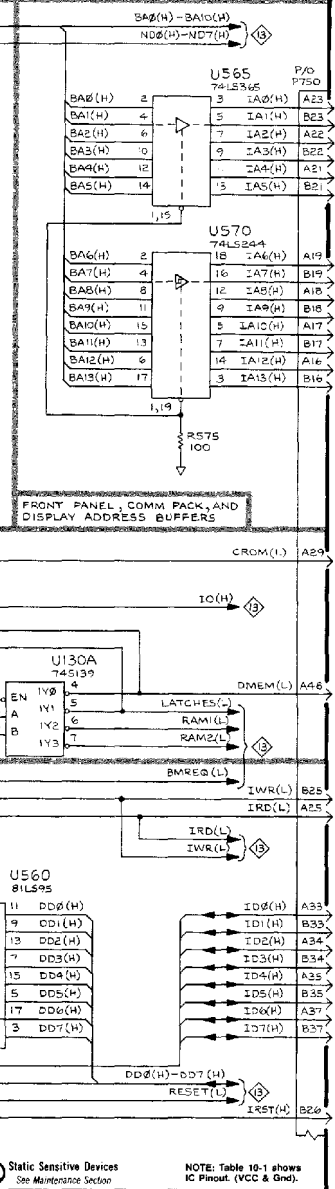
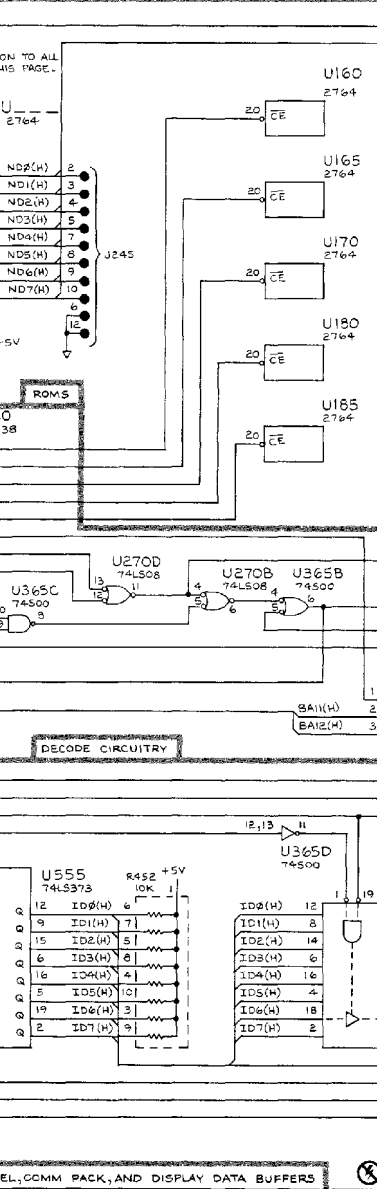
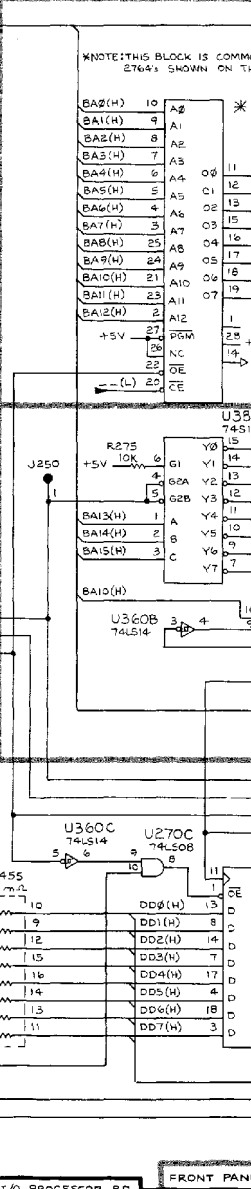
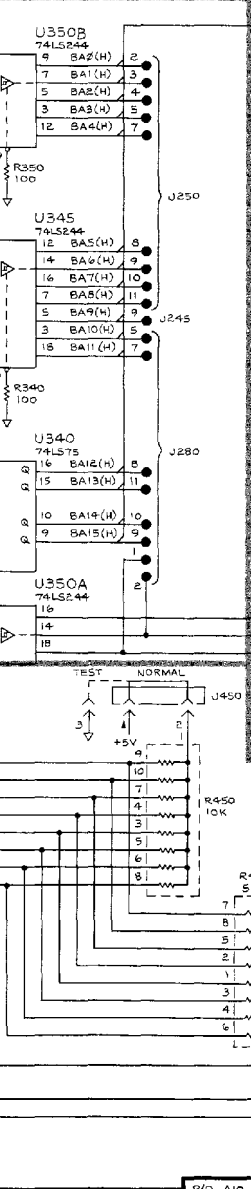
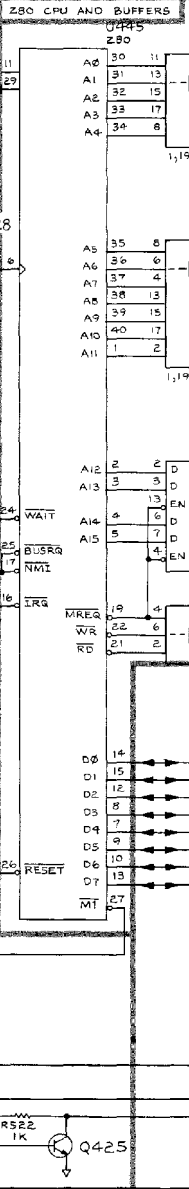
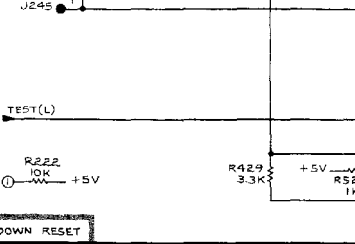
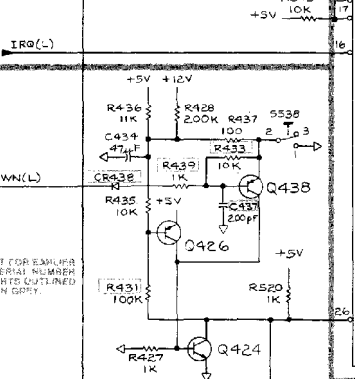
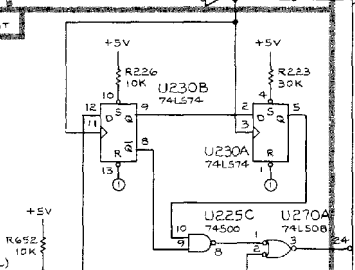
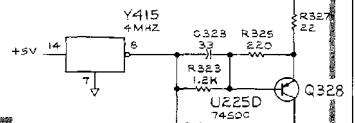
F

**COMPONENT NUMBER EXAMPLE**

Component Number  
**A23 A2 R1234**

Assembly Number      Subassembly Number (if used)      Electronic Circuit Number

Choose model components from the Assembly Number prefix—see list of Replaceable Electrical Parts List.



1  
2  
3  
4  
5

P/D AIO I/O PROCESSOR  
Z80 CPU AND BUFFERS

12

Table 10-13

RAM &amp; INTERRUPT CIRCUITRY

13

— I/O PROCESSOR BOARD, ASSEMBLY A10

CIRCUIT NUMBER	SCHEMATIC LOCATION	BOARD LOCATION	CIRCUIT NUMBER	SCHEMATIC LOCATION	BOARD LOCATION
C331	D5	B2	U120	B5	A1
C332	D5	B2	U125	D2	B1
C333	D5	B2	U145	C1	C1
C334	C5	B2	U150	C1	C1
DS532	C5	B3	U190	F1	F1
DS534	C5	B3	U295	F1	F2
DS536	C5	B3	U335	B5	B2
DS538	C5	B3	U360A	A5	D2
J315	D5	A2	U360D	E4	D2
LS410	D5	A2	U360E	E4	D2
P750	A1	D4	U365A	E1	D2
P750	F2	D4	U385A	D1	E2
Q423	D5	A3	U385B	E5	E2
R284	A5	E2	U390A	E5	F2
R285	E5	E2	U390B	E1	F2
R295	E1	F1	U425	C5	B3
R328	C5	A2	U485	F3	E3
R329	D5	A2	U490	F5	F3
R338	C5	B2	U495	F5	F3
R418	D5	A3	U550	B1	C3
R423	C5	A3	U575	B4	E4
R430	C5	B3	U580	E4	E3
R432	C5	B3	U585	E3	E3
R438	C5	B3	U590	C3	F3
R495	F5	F3	U595	D3	F3
TP385	E5	E2	VR417	C5	A3

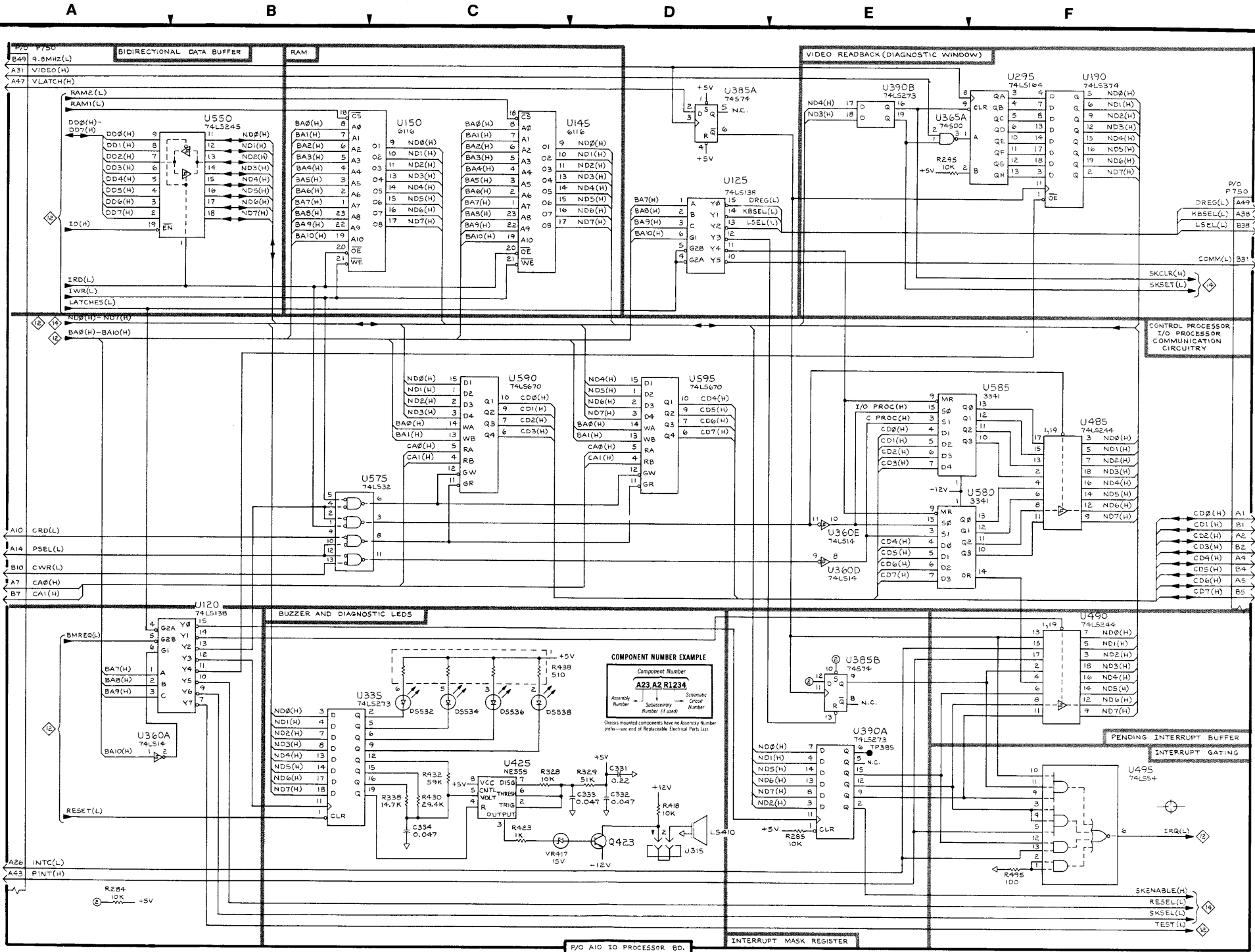




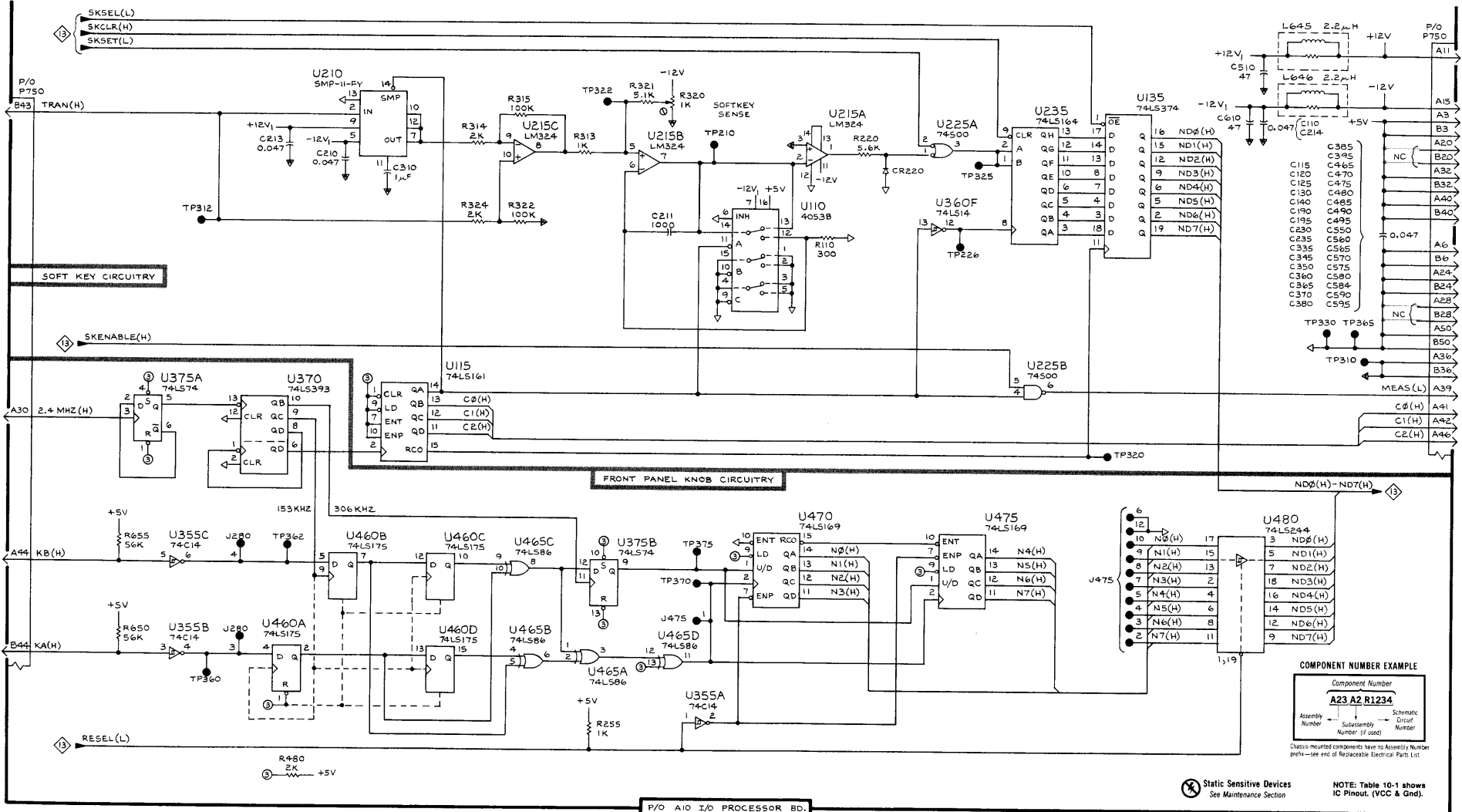
Table 10-14

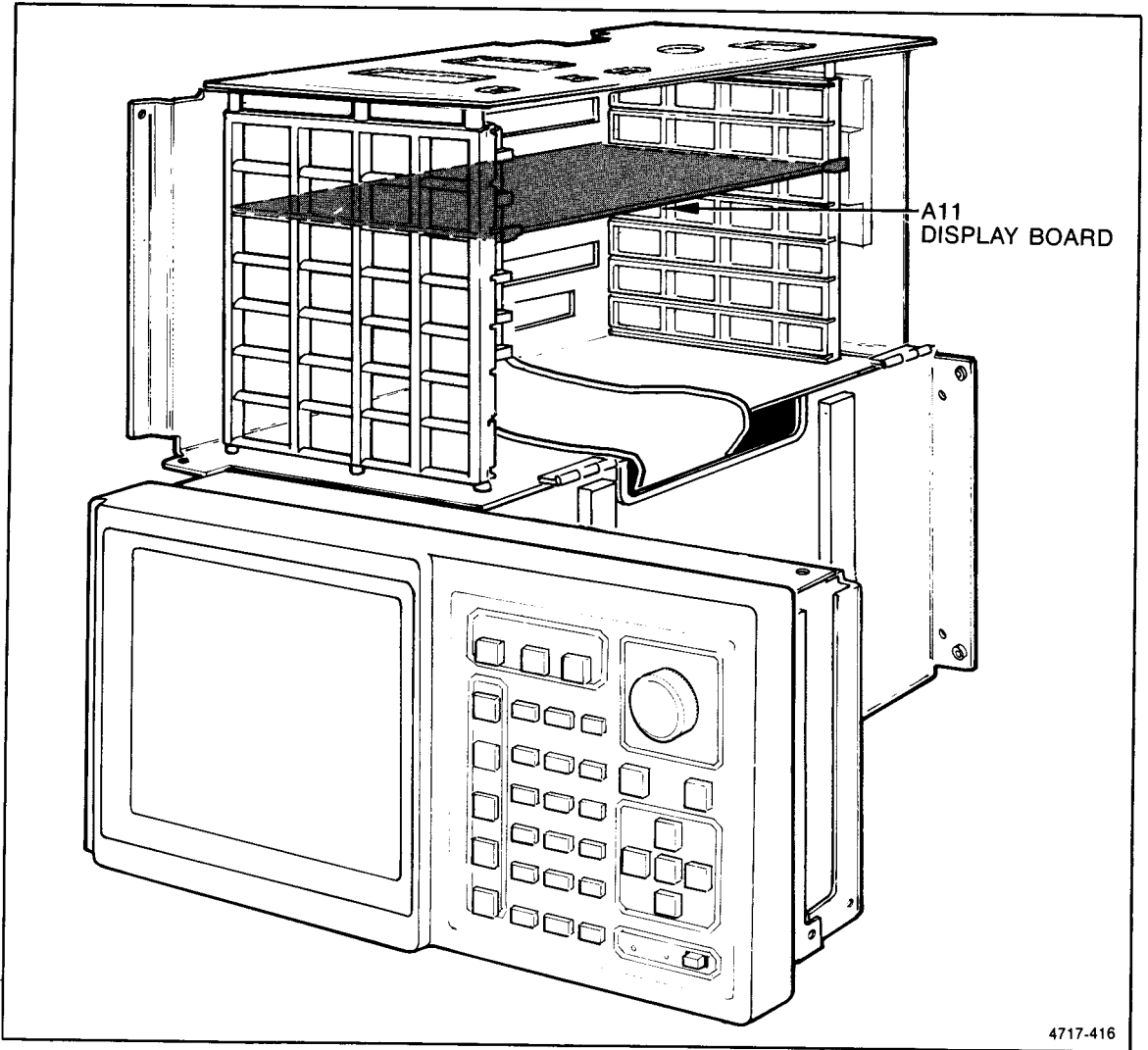
SOFT KEY &amp; KNOB CIRCUITRY

14

— I/O PROCESSOR BOARD, ASSEMBLY A10

CIRCUIT NUMBER	SCHEMATIC LOCATION	BOARD LOCATION	CIRCUIT NUMBER	SCHEMATIC LOCATION	BOARD LOCATION
C110	F1	A1	R255	C4	D2
C115	F2	A1	R313	C1	A2
C120	F2	A1	R314	C1	A2
C125	F2	B1	R315	C1	A2
C130	F2	B1	R320	C1	A2
C140	F2	B1	R321	C1	A2
C190	F2	F1	R322	C2	A2
C195	F2	F1	R324	C2	A2
C210	B1	A2	R480	B4	E3
C211	C2	A1	R650	A4	C4
C213	B1	A2	R655	A4	C4
C214	F1	A2	TP210	D1	A2
C230	F2	B2	TP226	E2	A2
C235	F2	B2	TP310	F2	A2
C310	B1	A2	TP312	B2	A2
C335	F2	B2	TP320	E3	A2
C345	F2	C2	TP322	C1	A2
C350	F2	C2	TP325	E1	B2
C360	F2	D2	TP330	F2	B2
C365	F2	D2	TP360	A4	D2
C370	F2	D2	TP362	B4	D3
C380	F2	E2	TP365	F2	D2
C385	F2	E2	TP370	C4	D2
C395	F2	F2	TP375	C4	E2
C465	F2	D3	U110	D2	A1
C470	F2	D3	U115	B3	A1
C475	F2	E3	U135	E1	B1
C480	F2	E3	U210	B1	A2
C485	F2	E3	U215A	D1	A2
C490	F2	E3	U215B	C1	A2
C495	F2	F3	U215C	C1	A2
C510	F1	A3	U225A	D1	B2
C550	F2	C3	U225B	E3	B2
C560	F2	D3	U235	E1	B2
C565	F2	D3	U355A	D4	C2
C570	F2	D3	U355B	A4	C2
C575	F2	E3	U355C	A4	C2
C580	F2	E3	U360F	D2	D2
C584	F2	E3	U370	B3	D2
C590	F2	E3	U375A	A3	E2
C595	F2	F3	U375B	C4	E2
C610	F1	A4	U460A	B4	D3
CR220	D1	A2	U460B	B4	D3
J280	B4	E2	U460C	B4	D3
J475	C4	E3	U460D	B4	D3
J475	E5	E3	U465A	C4	D3
L645	F1	C4	U465B	C4	D3
L646	F1	C4	U465C	C4	D3
P750	F1	D4	U465D	C4	D3
P750	A1	D4	U470	D4	D3
R110	D2	A1	U475	E5	E3
R220	D1	A2	U480	F4	E3





**Figure 10-16. A11 Display Board Card Cage Location.**

F E D C B A

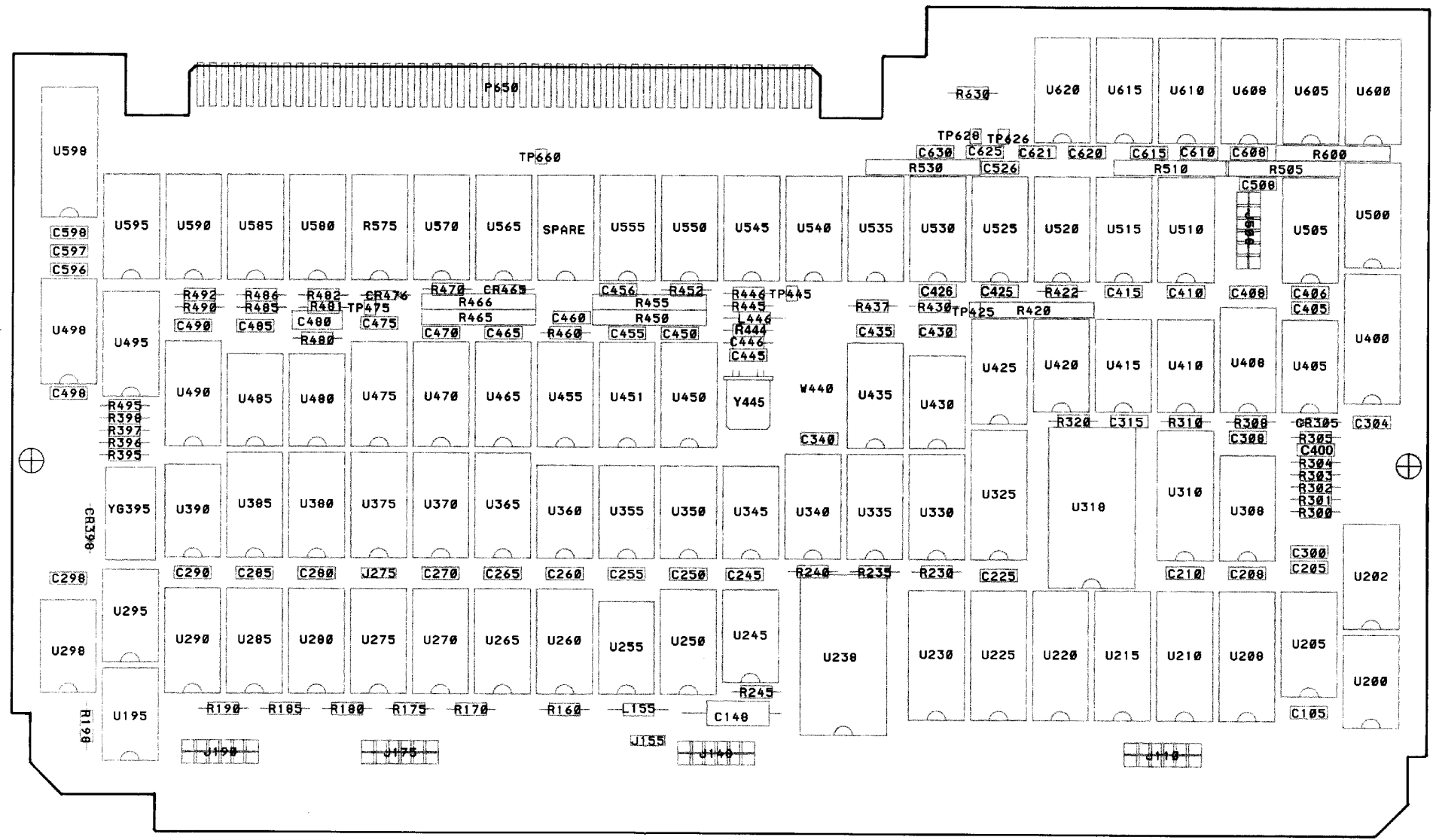

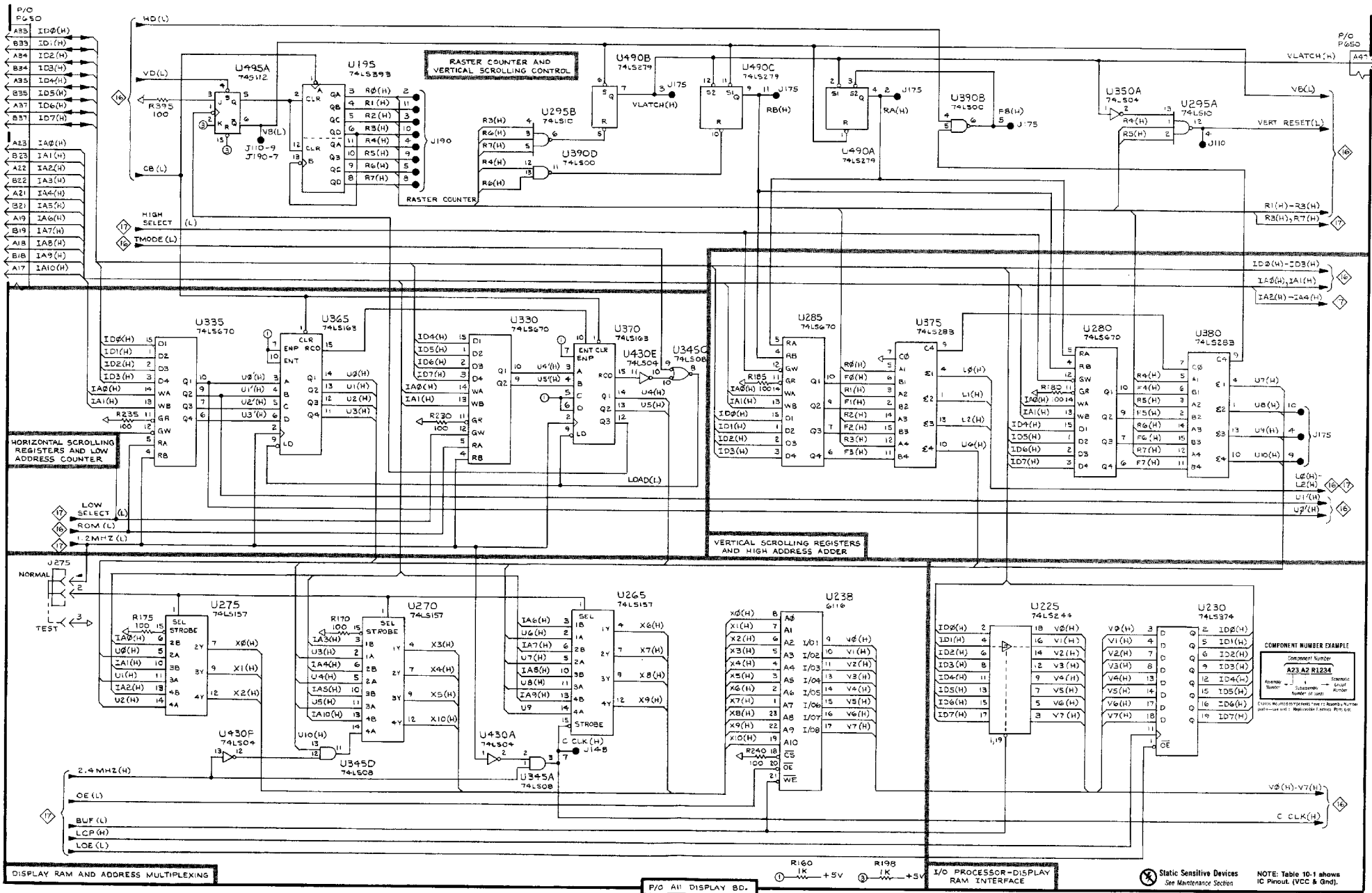


Figure 10-15. A11 Display Board Component Locations.

Table 10-15

DISPLAY RAM ADDRESSING  — DISPLAY BOARD, ASSEMBLY A11

CIRCUIT NUMBER	SCHEMATIC LOCATION	BOARD LOCATION	CIRCUIT NUMBER	SCHEMATIC LOCATION	BOARD LOCATION
J110	B1	B1	U270	B4	D1
J110	F1	B1	U275	A4	E1
J148	C5	C1	U280	E3	E1
J175	E1	E1	U285	D3	E1
J175	F3	E1	U295A	F1	F1
J175	D1	E1	U295B	C1	F1
J190	B1	E1	U330	C3	B2
J190	B1	E1	U335	A3	C2
J275	A4	E2	U345A	C5	C2
P650	F1	D4	U345C	D3	C2
P650	A1	D4	U345D	B5	C2
R160	D5	D1	U350A	F1	C2
R170	B4	D1	U365	B3	D2
R175	A4	E1	U370	C3	D2
R180	E3	E1	U375	E3	E2
R185	D3	E1	U380	F3	E2
R198	E5	F1	U390B	E1	E2
R230	C3	B2	U390D	C2	E2
R235	A3	C2	U430A	C5	B2
R240	D5	C2	U430E	C3	B2
R395	A1	F2	U430F	B5	B2
U195	B1	F1	U490A	D1	E2
U225	E4	B1	U490B	C1	E2
U230	F4	B1	U490C	D1	E2
U238	D4	C1	U495A	B1	F3
U265	C4	D1			



**COMPONENT NUMBER EXAMPLE**

Component Number	Manufacturer	Part Number	Quantity	Location
A23A2 R122A	Generic	Generic	1	IC Pinout, VCC & Gnd.
U275	74LS157	74LS157	1	U275
U270	74LS157	74LS157	1	U270
U265	74LS157	74LS157	1	U265
U238	6116	6116	1	U238
U225	74LS244	74LS244	1	U225
U230	74LS374	74LS374	1	U230

NOTE: Table 10-1 shows IC Pinout, VCC & Gnd.

Table 10-16

DISPLAY DATA PROCESSING

16

— DISPLAY BOARD, ASSEMBLY A11

CIRCUIT NUMBER	SCHEMATIC LOCATION	BOARD LOCATION	CIRCUIT NUMBER	SCHEMATIC LOCATION	BOARD LOCATION
J110	C5	B1	U310	D3	A2
J175	C4	E1	U318	B1	B2
J190	C4	E1	U325	D1	B2
P650	F5	D4	U350D	C4	C2
R160	C5	D1	U350E	F5	C2
R190	E5	E1	U385	F5	E2
R300	B5	A2	U390A	B2	E2
R301	B5	A2	U390C	F2	E2
R302	B5	A2	U408	F3	A3
R303	B5	A2	U410	B3	A3
R310	C5	A2	U415A	B4	B3
R320	B2	B2	U415B	B5	B3
R430	D1	B3	U420A	A3	B3
U202	B4	A2	U420B	B4	B3
U208	C5	A1	U420C	B3	B3
U210	C3	A1	U425	E1	B3
U215	A1	B1	U430B	B3	B2
U220	C1	B1	U430C	D3	B2
U260D	D5	D1	U430D	E3	B2
U290	E5	E1	U480A	D3	E2
U295C	E3	F1	U480B	D3	E2
U308	E3	A2	U485A	D5	E2

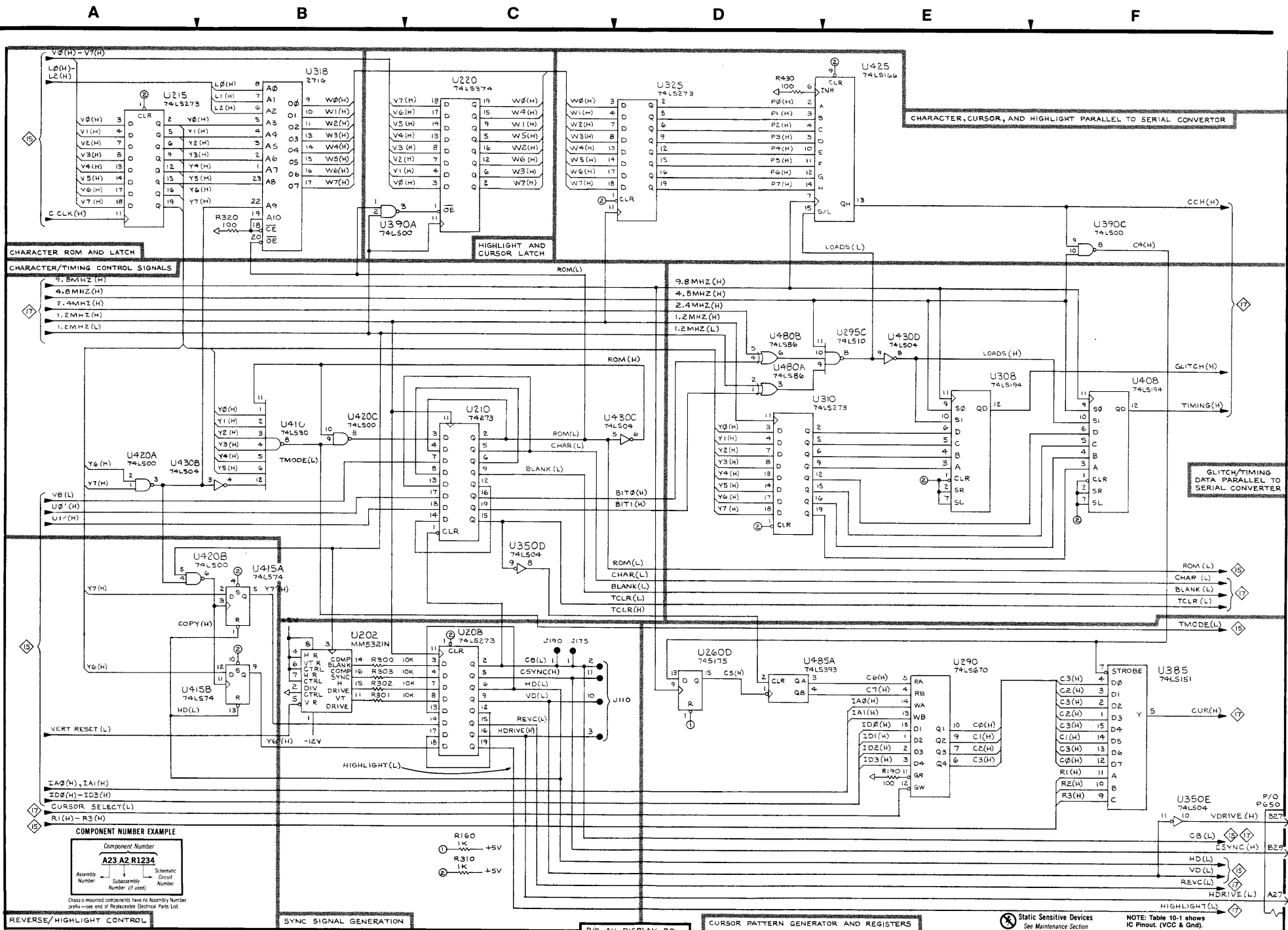




Table 10-17

I/O PROCESSOR DMA &amp; VIDEO MIXER


17

— DISPLAY BOARD, ASSEMBLY A11

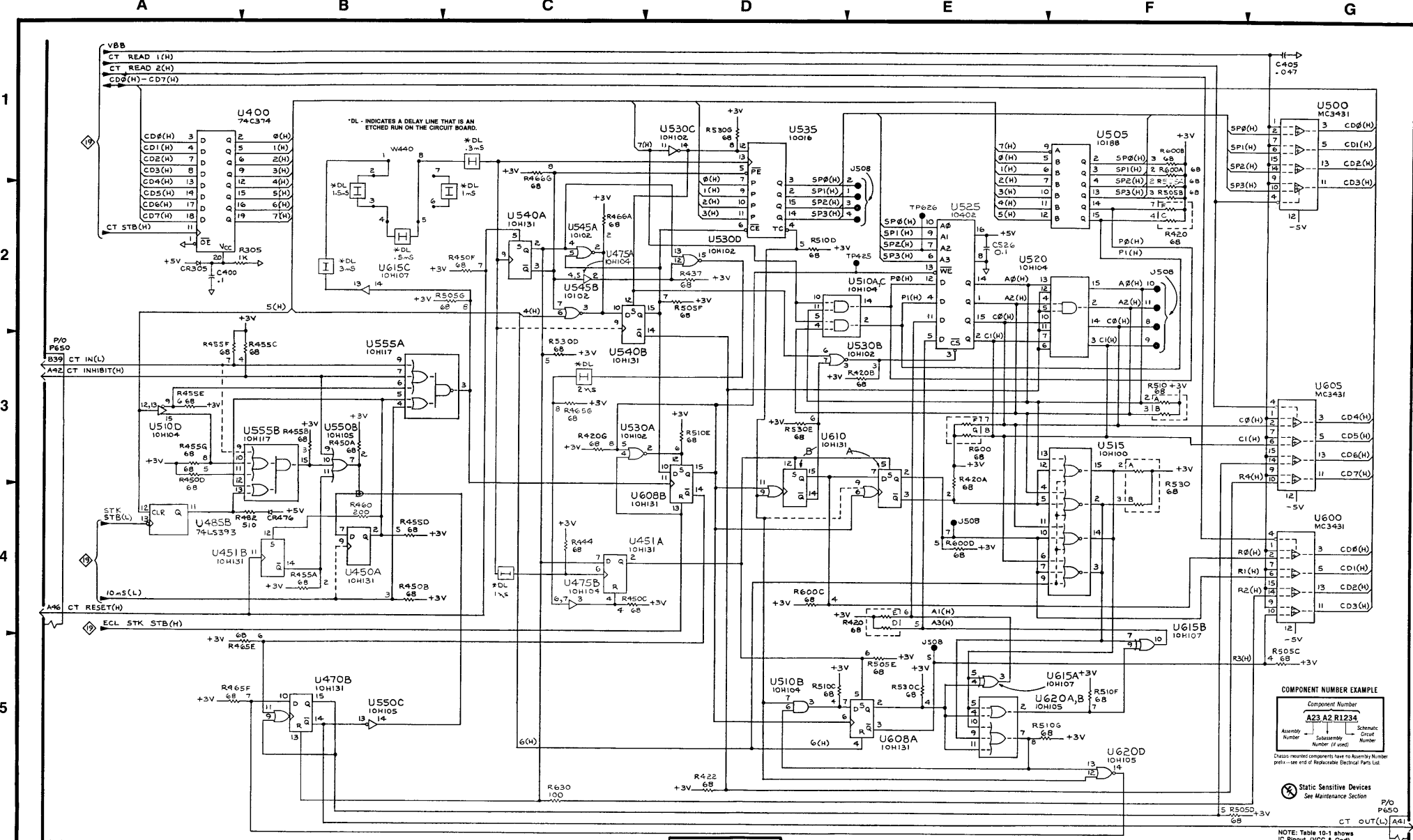
CIRCUIT NUMBER	SCHEMATIC LOCATION	BOARD LOCATION	CIRCUIT NUMBER	SCHEMATIC LOCATION	BOARD LOCATION
C105	F4	A1	J148	B1	C1
C148	E3	C1	J148	A1	C1
C205	F5	A2	J148	E4	C1
C208	F4	A2	J148	F2	C1
C210	F4	A2	J148	C1	C1
C225	F4	B2	J148	D4	C1
C245	F4	C2	J155	E4	D1
C250	F4	C2	L155	E3	D1
C255	F4	D2	P650	A2	D4
C260	F4	D2	P650	F1	D4
C265	F4	D2	R160	D5	D1
C270	F4	D2	R198	E5	F1
C280	F4	E2	R245	E3	C1
C285	F4	E2	R304	E3	A2
C290	F4	E2	R308	B5	A2
C298	F4	F2	R310	E5	A2
C300	F4	A2	U200	B4	A1
C304	F4	A2	U205	B4	A1
C308	F4	A2	U245A	D3	C1
C315	F4	B2	U245B	E3	C1
C340	F4	C2	U250	B1	C1
C406	F4	A3	U255A	B2	D1
C408	F5	A3	U255B	B2	D1
C410	F5	A3	U260B	D3	D1
C415	E5	B3	U260C	D4	D1
C425	F4	B3	U298A	B5	F1
C430	F4	B3	U298B	B5	F1
C435	F4	C3	U340	B3	C2
C450	F5	C3	U345B	B2	C2
C455	F4	D3	U350B	B2	C2
C456	F5	D3	U350C	F2	C2
C465	F5	D3	U350F	F2	C2
C470	F4	D3	U355A	B2	D2
C475	F4	E3	U355B	B2	D2
C485	F4	E3	U355C	C3	D2
C490	F4	E3	U355D	C2	D2
C498	F4	F2	U360A	E2	D2
C508	F5	A3	U360B	F2	D2
C597	F5	F3	U405A	C5	A3
C598	F4	F3	U405B	D3	A3
C608	E5	A4	U420D	C5	B3
C610	F5	A4	U435	C4	C2
C615	E5	B4	U480C	C3	E2
C620	F5	B4	U480D	C5	E2
C621	E5	B4	U490D	C3	E2
C625	F5	B4	U495B	B1	F3
C630	E5	B4	YG395	A1	F2
J110	C1	B1			



Table 10-18

 DISPLAY COUNTER/TIMER  — DISPLAY BOARD, ASSEMBLY A11

CIRCUIT NUMBER	SCHEMATIC LOCATION	BOARD LOCATION	CIRCUIT NUMBER	SCHEMATIC LOCATION	BOARD LOCATION
C400	A2	A2	R530E	D3	B3
C405	G1	A3	R530G	D1	B3
C526	E2	B3	R600	E3	A3
CR305	A2	A2	R600A	F1	A3
CR476	B4	E3	R600B	F1	A3
J508	E2	A3	R600C	D4	A3
J508	F2	A3	R600D	E4	A3
J508	E4	A3	R630	C5	B4
J508	E5	A3	TP425	E2	B3
P650	A3	D4	TP626	E2	B3
P650	G5	D4	U400	A2	A3
R305	A2	A2	U450A	B4	C2
R420	F2	B3	U451	B4	D2
R420	E4	B3	U451A	C4	D2
R420A	E3	B3	U470B	B5	D2
R420B	E3	B3	U475A	C2	E2
R420G	C3	B3	U475B	C4	E2
R422	D5	B3	U485B	A4	E2
R437	D2	C3	U500	G1	A3
R444	C4	C3	U505	F1	A3
R450A	B3	D3	U510A	E2	A3
R450B	B4	D3	U510B	D5	A3
R450C	C4	D3	U510C	E2	A3
R450D	A3	D3	U510D	A3	A3
R450F	C2	D3	U515	F3	B3
R455A	B4	D3	U520	F2	B3
R455C	A3	D3	U525	E2	B3
R455D	B4	D3	U530A	C3	B3
R455E	A3	D3	U530B	D3	B3
R455F	A3	D3	U530C	D1	B3
R455G	A3	D3	U530D	D2	B3
R460	B4	D3	U535	D1	C3
R465E	A5	D3	U540A	C2	C3
R465F	A5	D3	U540B	C3	C3
R465G	C3	D3	U545A	C2	C3
R466A	C2	D3	U545B	C2	C3
R466G	C1	D3	U550B	B3	C3
R482	A4	E3	U550C	B5	C3
R505A	F2	A3	U555A	B3	D3
R505B	F2	A3	U555B	B3	D3
R505C	G5	A3	U600	G4	A4
R505D	F5	A3	U605	G3	A4
R505E	E5	A3	U608A	E5	A4
R505F	D2	A3	U608B	D4	A4
R505G	C2	A3	U610A	E3	A4
R510	F3	A3	U610B	D3	A4
R510C	D5	A3	U615A	E5	B4
R510D	D2	A3	U615B	F5	B4
R510E	D3	A3	U615C	B2	B4
R510F	F5	A3	U620A	E5	B4
R510G	E5	A3	U620B	E5	B4
R530	F4	B3	U620D	F5	B4
R530C	E5	B3	W440	B1	C2
R530D	C3	B3			



\*DL - INDICATES A DELAY LINE THAT IS AN ETCHED RUN ON THE CIRCUIT BOARD.

COMPONENT NUMBER EXAMPLE

Component Number			
A23	A2	R1234	
Assembly Number	Subassembly Number	Schematic Number	Circuit Number


Caution: Incorrect component placement may cause assembly errors. Refer to Assembly Number 670-7525-04 for correct placement of Resistor Electrical Parts List.

Static Sensitive Devices See Maintenance Section

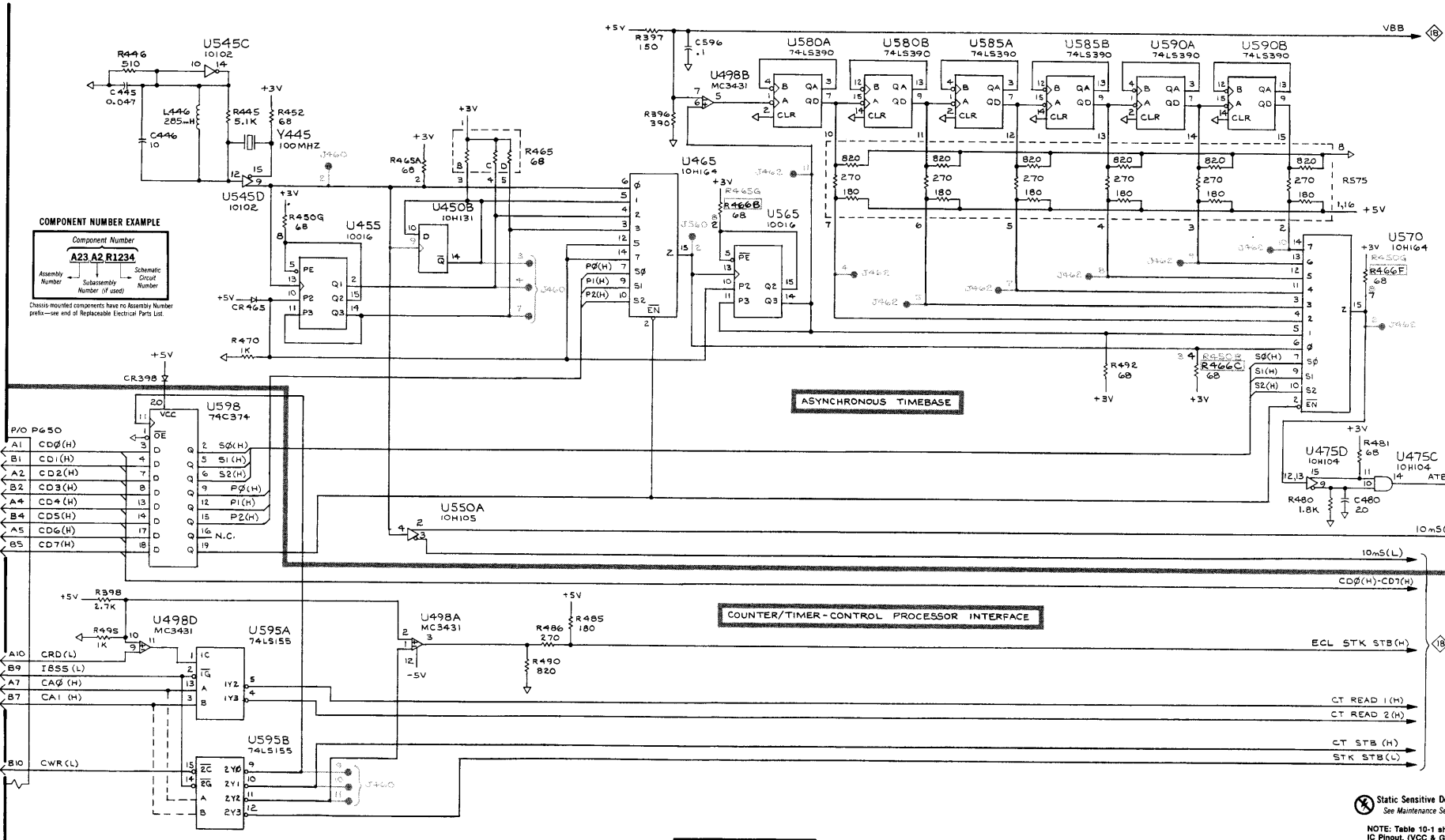
P/O A11 DISPLAY BD.

NOTE: Table 10-1 shows IC Pinout. (VCC & Gnd)

Table 10-19

 ASYNCHRONOUS TIMEBASE  — DISPLAY BOARD, ASSEMBLY A11

CIRCUIT NUMBER	SCHEMATIC LOCATION	BOARD LOCATION	CIRCUIT NUMBER	SCHEMATIC LOCATION	BOARD LOCATION
C445	A1	C3	R492	E2	E3
C446	A1	C3	R495	A4	F2
C480	F3	E3	R575	F1	E3
C596	C1	F3	U450B	B2	C2
CR398	A3	F2	U455	B2	D2
CR465	B2	D3	U465	C2	D2
L446	A1	C3	U475C	F3	E2
P650	A3	D4	U475D	F3	E2
P650	F3	D4	U498A	B4	F3
R396	C1	F2	U498B	C1	F3
R397	C1	F2	U498D	A4	F3
R398	A4	F2	U545C	A1	C3
R445	B1	C3	U545D	B2	C3
R446	A1	C3	U550	B3	C3
R450D	B2	D3	U565	D2	D3
R452	B1	C3	U570	F2	D3
R465	C1	D3	U580A	D1	E3
R465A	B1	D3	U580B	D1	E3
R466B	C2	D3	U585A	E1	E3
R466C	E2	D3	U585B	E1	E3
R466F	F2	D3	U590A	E1	E3
R470	B2	D3	U590B	F1	E3
R480	F3	E3	U595A	B4	F3
R481	F3	E3	U595B	B4	F3
R485	C4	E3	U598	A3	F3
R486	C4	E3	Y445	B1	C2
R490	C4	E3			



**COMPONENT NUMBER EXAMPLE**

Component Number			
A23	A2	R1234	
Assembly Number	Subassembly Number (if used)	Schematic Circuit Number	

Chassis mounted components have no Assembly Number prefix—see end of Replaceable Electrical Parts List.

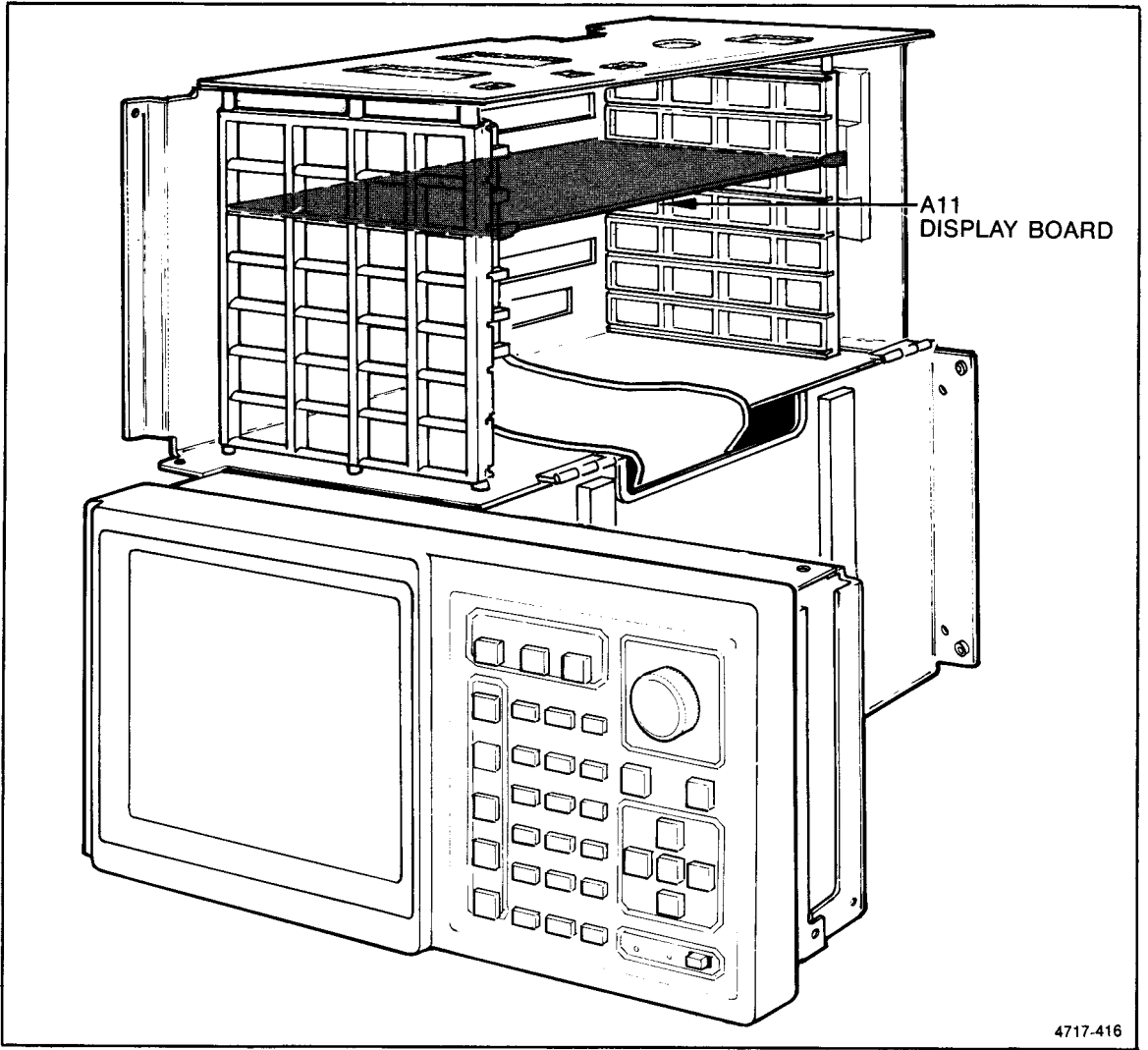
**ASYNCHRONOUS TIMEBASE**

**COUNTER/TIMER-CONTROL PROCESSOR INTERFACE**

P/O All DISPLAY BD.

⚡ Static Sensitive Devices  
See Maintenance Section

NOTE: Table 10-1 shows IC Pinout. (VCC & Gnd).



**Figure 10-16a. A11 Display Board Card Cage Location.**

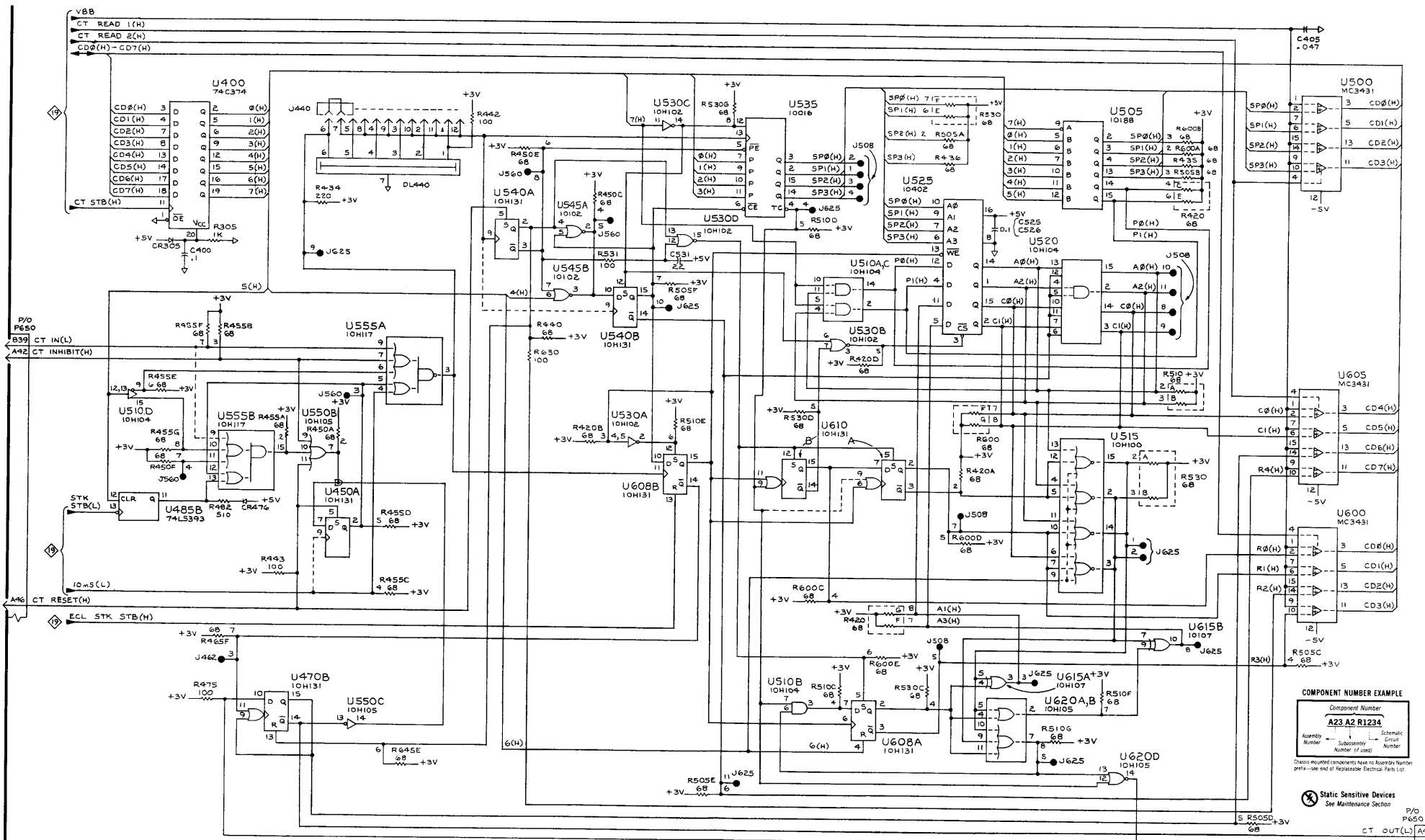




Table 10-18A

COUNTER/TIMER  — DISPLAY BOARD, ASSEMBLY A11

CIRCUIT NUMBER	SCHEMATIC LOCATION	BOARD LOCATION	CIRCUIT NUMBER	SCHEMATIC LOCATION	BOARD LOCATION
C400	B2	A3	R510A	F3	B3
C405	G1	A3	R510B	F3	B3
C525	E2	B3	R510C	E5	B3
C526	E2	B4	R510D	E2	B3
C531	D2	C3	R510E	D3	B3
CR305	A2	A2	R510F	F5	B3
CR476	B4	E3	R510G	F5	B3
DL440	C2	C3	R530A	F4	B3
J440	B1	C3	R530B	F4	B3
J462	B5	D3	R530C	E5	B3
J508	E5	A3	R530D	D3	B3
J508	E2	A3	R530E	E1	B3
J508	F2	A3	R530F	E1	B3
J508	E4	A3	R530G	D1	B3
J560	C2	D3	R531	D2	C3
J560	D2	D3	R600A	F1	A4
J560	A4	D3	R600B	F1	A4
J560	B3	D3	R600C	E4	A4
J625	F4	B4	R600C	D4	A4
J625	D5	B4	R600D	E4	A4
J625	B2	B4	R600F	E3	A4
J625	F5	B4	R600G	E3	A4
J625	D2	B4	R630	C3	B4
J625	E2	B4	U400	B1	A3
P650	A3	D4	U450A	B4	C2
R305	B2	A2	U470B	B5	D2
R420A	E4	B3	U485B	A4	E2
R420B	C3	B3	U500	G1	A3
R420C	F2	B3	U505	F1	A3
R420D	E3	B3	U510A	E2	A3
R420E	F2	B3	U510B	D5	A3
R420F	E4	B3	U510C	E2	A3
R420G	E4	B3	U510D	A3	A3
R434	B2	C3	U515	F4	B3
R435	F2	C3	U520	F2	B3
R436	E2	C3	U525	E2	B3
R440	C3	C3	U530A	D3	B3
R442	C1	C3	U530B	E3	B3
R443	B4	C3	U530C	D1	B3
R450A	B3	D3	U530D	D2	B3
R450C	C2	D3	U535	D1	C3
R450E	C2	D3	U540A	C2	C3
R450F	A4	D3	U540B	D2	C3
R455A	B3	D3	U545A	C2	C3
R455B	B3	D3	U545B	C2	C3
R455C	C4	D3	U550B	B3	C3
R455D	C4	D3	U550C	B5	C3
R455E	A3	D3	U555A	C3	D3
R455F	B3	D3	U555B	B3	D3
R455G	A3	D3	U600	G4	A4
R465E	C5	D3	U605	G3	A4
R465F	B5	D3	U608A	E5	A4
R475	B5	E3	U608B	D4	A4
R482	B4	E3	U610B	D4	A4
R505A	E1	A3	U615A	E5	B4
R505B	F2	A3	U615B	F5	B4
R505C	G5	A3	U620A	E5	B4
R505D	G5	A3	U620B	E5	B4
R505E	D5	A3	U620D	F5	B4
R505F	D2	A3			



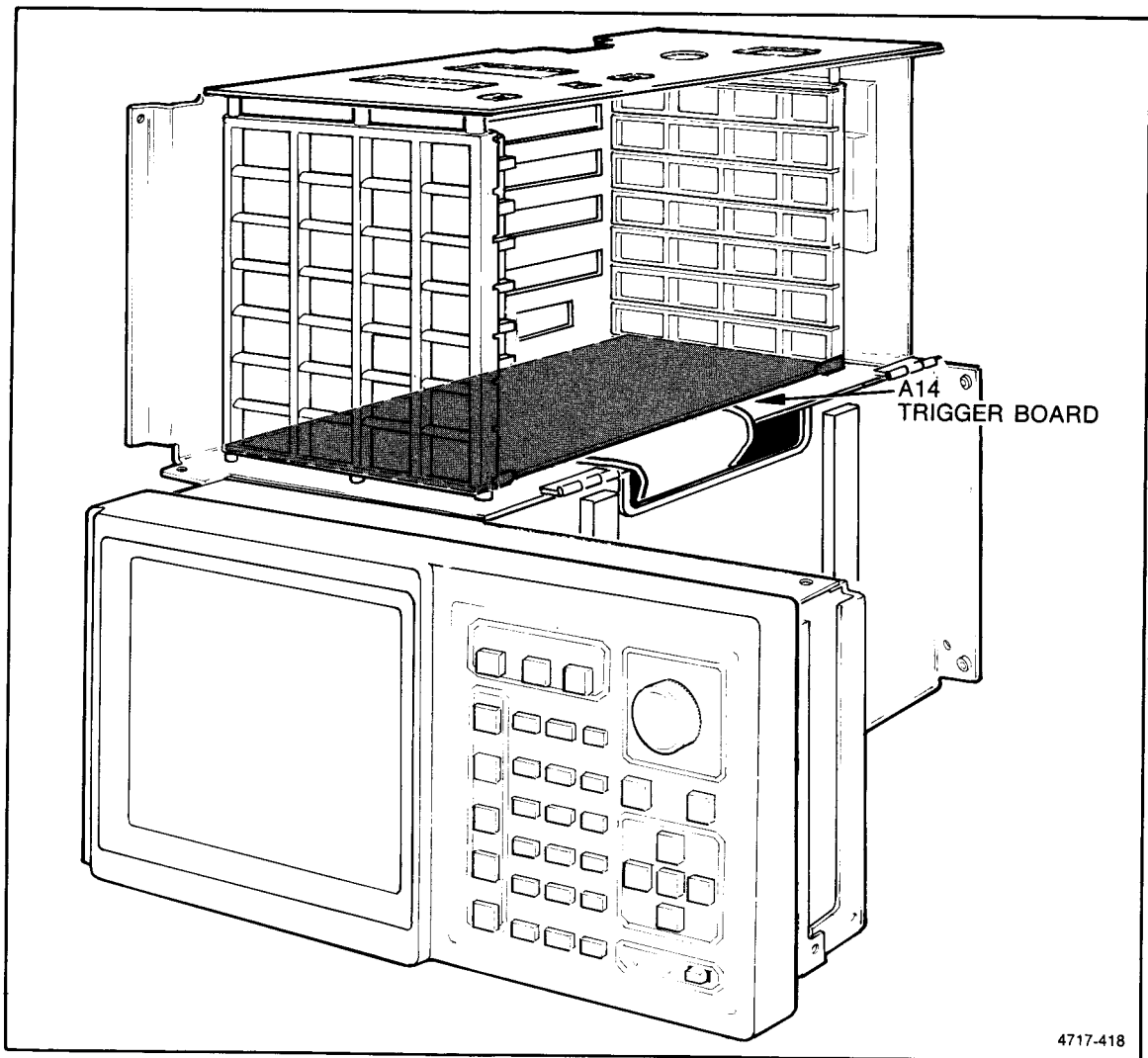
P/O A11 DISPLAY BD.

**COMPONENT NUMBER EXAMPLE**

Component Number			
A23	A2	R1234	
Assembly Number	Subassembly Number (if used)	Schematic Circuit Number	Part Number

Design mounted components. Use to Assembly Number prefix—see end of Replaceable Electrical Parts List.

**Static Sensitive Devices**  
See Maintenance Section



**Figure 10-18. A14 Trigger Board Card Cage Location.**

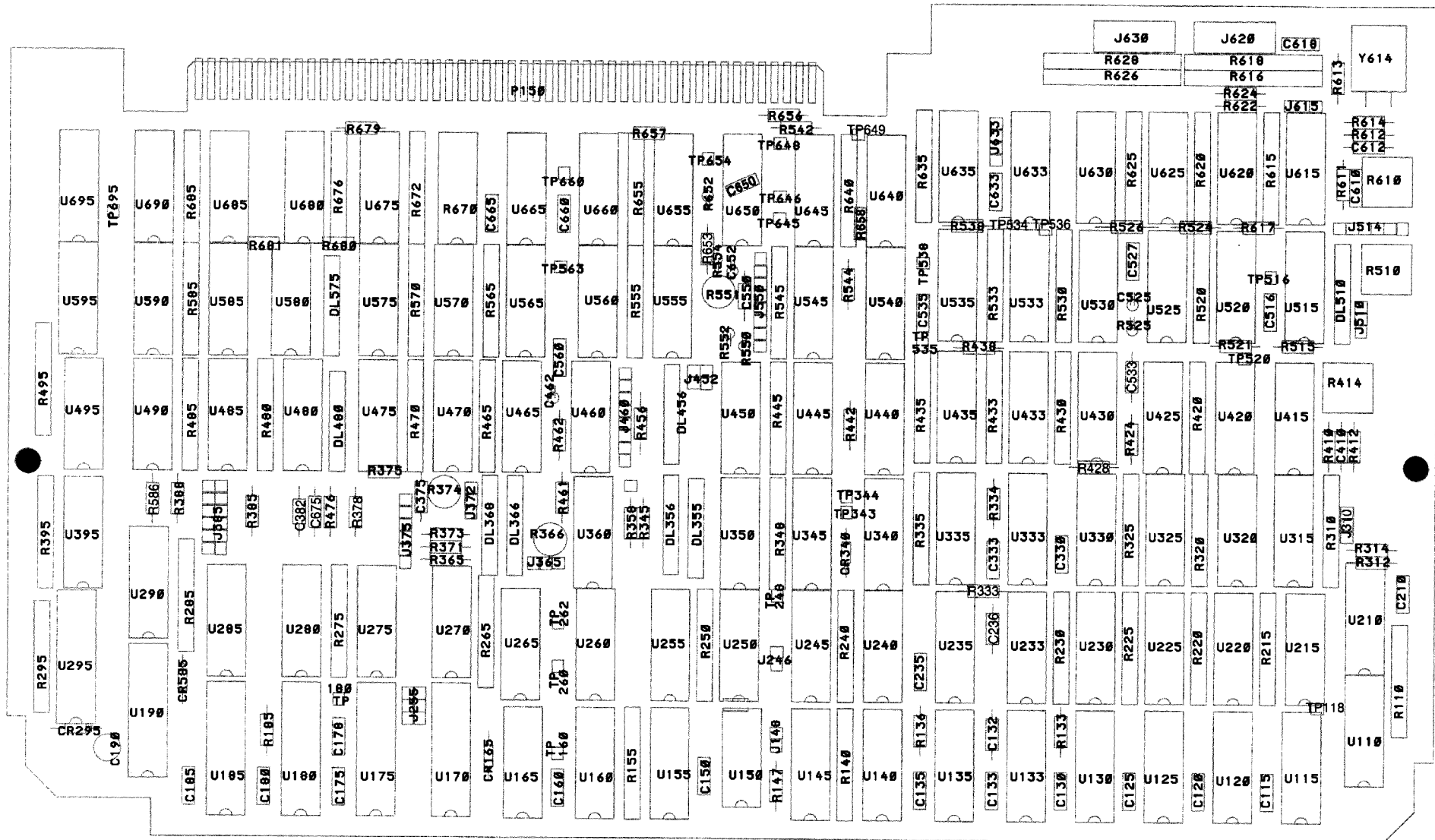



Figure 10-17. A14 Trigger Board Component Locations (670-7523-11).

Table 10-20

670-7523-11 TIMEBASE 1  — TRIGGER BOARD, ASSEMBLY A14

CIRCUIT NUMBER	SCHEMATIC LOCATION	BOARD LOCATION	CIRCUIT NUMBER	SCHEMATIC LOCATION	BOARD LOCATION
C236	E2	B1	R565D	B1	D3
C525	E4	B3	R565F	C1	D3
C533	E4	B3	R635E	E5	C3
*C650	F5	C3	R635G	B4	C3
CR165	C1	D1	*R640B	F5	C3
DL355	C4	C2	R640C	A4	C3
DL356	C3	D2	R640E	F4	C3
DL456	C5	D2	R640F	A5	C3
J246	D2	C1	R640G	B4	C3
J255	B3	E1	R655E	F4	D3
J375	B3	E2	*R658	F5	Bk of Brd
J452	B5	C2	R670C	A1	D3
J460	E5	D2	R670E	A2	D3
J550	C5	C3	TP563	B2	D3
P150	F1	D4	TP645	B5	C3
P150	A1	D4	TP646	A5	C3
R155F	C2	D1	TP648	B5	C4
R240D	D2	C1	U150A	F1	C1
R240G	C2	C1	U155A	C2	D1
R250A	C2	C1	U155B	D2	D1
R250E	B3	C1	U165	D1	D1
R250F	B2	C1	U245A	C2	C1
R250G	B3	C1	U245B	E2	C1
R265D	D2	D1	U250A	D2	C1
R265E	C2	D1	U250B	B3	C1
R265F	B1	D1	U255B	B2	D1
R333	E2	B2	U260D	B1	D1
R334	E3	B2	U265A	C3	D1
R335E	F4	C2	U265C	B2	D1
R348A	E2	C2	U265D	B1	D1
R348C	E4	C2	U350A	D2	C2
R358	F4	D2	U350C	F4	C2
R456	D5	D2	U450A	E5	C2
R465D	E4	D2	U450B	A4	C2
R470A	C4	E2	U460A	F4	D2
R525	E4	B3	U533A	E4	B3
R538	A5	B3	U555A	D5	D3
R545B	C5	C3	U565B	C1	D3
R551	D5	C3	U645A	B4	C3
R555A	E5	D3	U645B	B5	C3
R555D	D5	D3	U650A	C5	C3
R555F	E5	D3	U650B	F5	C3

\*SEE PARTS LIST FOR SERIAL NUMBER RANGES.



Table 10-21

670-7523-10 TIMEBASE 2

21

— TRIGGER BOARD, ASSEMBLY A14

CIRCUIT NUMBER	SCHEMATIC LOCATION	BOARD LOCATION	CIRCUIT NUMBER	SCHEMATIC LOCATION	BOARD LOCATION
C132	D4	B1	R555C	A5	D3
C375	D5	E2	R555E	D4	D3
C462	B3	D2	R555G	A5	D3
C550	B5	C3	R565E	B2	D3
C652	B4	C3	R565G	E4	D3
DL366	A3	D2	R640A	B5	C3
DL368	C5	D2	R652	A5	C3
J148	D3	C1	R653	E3	C3
J365	A3	D2	R655B	C4	D3
J372	C4	D2	R655C	A4	D3
P150	A5	D4	R655D	B5	D3
P150	F1	D4	R656	A4	C4
P150	A1	D4	R657	A3	D4
R133	D4	B1	R670D	A1	D3
R136	D4	C1	R670F	A2	D3
R140C	C2	C1	R672A	E4	E3
R140F	C2	C1	R672C	F4	E3
R147	F1	C1	TP260	B3	D1
R155C	C4	D1	TP262	B3	D1
R155E	B3	D1	TP649	A4	C4
R155G	B2	D1	TP654	A5	C3
R250B	C2	C1	U145A	C2	C1
R250C	C2	C1	U145B	D2	C1
R250F	C1	C1	U150B	F1	C1
R265G	D5	D1	U160	D1	D1
R345	F4	D2	U255A	B2	D1
R348D	F4	C2	U260A	B1	D1
R348F	E5	C2	U265B	B2	D1
R365	A3	D2	U350B	E4	C2
R366	B3	D2	U350D	D2	C2
R371	C4	D2	U360A	C5	D2
R373	C5	D2	U360B	B3	D2
R374	C5	D2	U450C	B5	C2
R375	D5	E2	U450D	C5	C2
R445F	C5	C2	U460B	E4	D2
R461	D2	D2	U465A	B1	D2
R462	B3	D2	U465C	B3	D2
R465A	B1	D2	U465D	D4	D2
R465E	B3	D2	U533B	D4	B3
R465G	E4	D2	U545A	B3	C3
R470C	B2	E2	U545B	B4	C3
R542	A4	C4	U545C	B4	C3
R544	B4	C3	U560	B5	D3
R545D	D3	C3	U565A	C1	D3
R545E	B3	C3	U650C	E4	C3
R545F	B5	C3	U655A	A5	D3
R545G	A4	C3	U655B	A4	D3
R550	B5	C3	U660C	B5	D3
R552	C5	C3	U665C	F4	D3
R554	B5	C3	U665D	E4	D3
R555B	A5	D3	W561	A5	D3





Table 10-22

670-7523-10 SEQ. TIMING &amp; CORRELATE

22

— TRIGGER BD., ASSY. A14

CIRCUIT NUMBER	SCHEMATIC LOCATION	BOARD LOCATION	CIRCUIT NUMBER	SCHEMATIC LOCATION	BOARD LOCATION
C410	E1	A2	R526	B3	B3
J310	B3	A2	R585C	D4	F3
J310	A3	A2	R585F	B4	F3
J385	D5	E2	R676E	B5	E3
J385	E5	E2	R685A	F4	F3
J385	C4	E2	R685C	F5	F3
P150	F4	D4	R685D	D4	F3
P150	A4	D4	R685E	E5	F3
R240B	F2	C1	R685G	E4	F3
R240C	B2	C1	TP118	D1	A1
R240D	E2	C1	U240A	E2	C1
R240F	A3	C1	U240B	B3	C1
R310B	B2	A2	U240D	F2	C1
R310D	A3	A2	U315A	B2	A2
R310E	A2	A2	U315B	B3	A2
R310F	B3	A2	U415A	E1	A2
R312	E1	A2	U415B	D3	A2
R314	C2	A2	U415C	C2	A2
R385	D5	E2	U415D	C3	A2
R410	E1	A2	U420A	E3	A2
R412	E1	A2	U420C	D2	A2
R414	D3	A2	U425A	D1	B2
R420B	C2	A2	U425B	C1	B2
R420C	D1	A2	U480A	B5	E2
R420E	D1	A2	U480C	C4	E2
R420F	B1	A2	U485A	C5	E2
R420G	C1	A2	U525A	C3	B3
R424	C1	B2	U590A	D4	F3
R428	B1	B2	U590B	B4	F3
R480B	B5	E2	U685A	D5	E3
R480E	C4	E2	U685B	E5	E3
R485B	C5	F2	U690A	D4	F3
R485D	C5	F2	U690B	E4	F3
R485E	C5	F2	W682	B4	E3
R520D	D3	A3			

A B C D E F

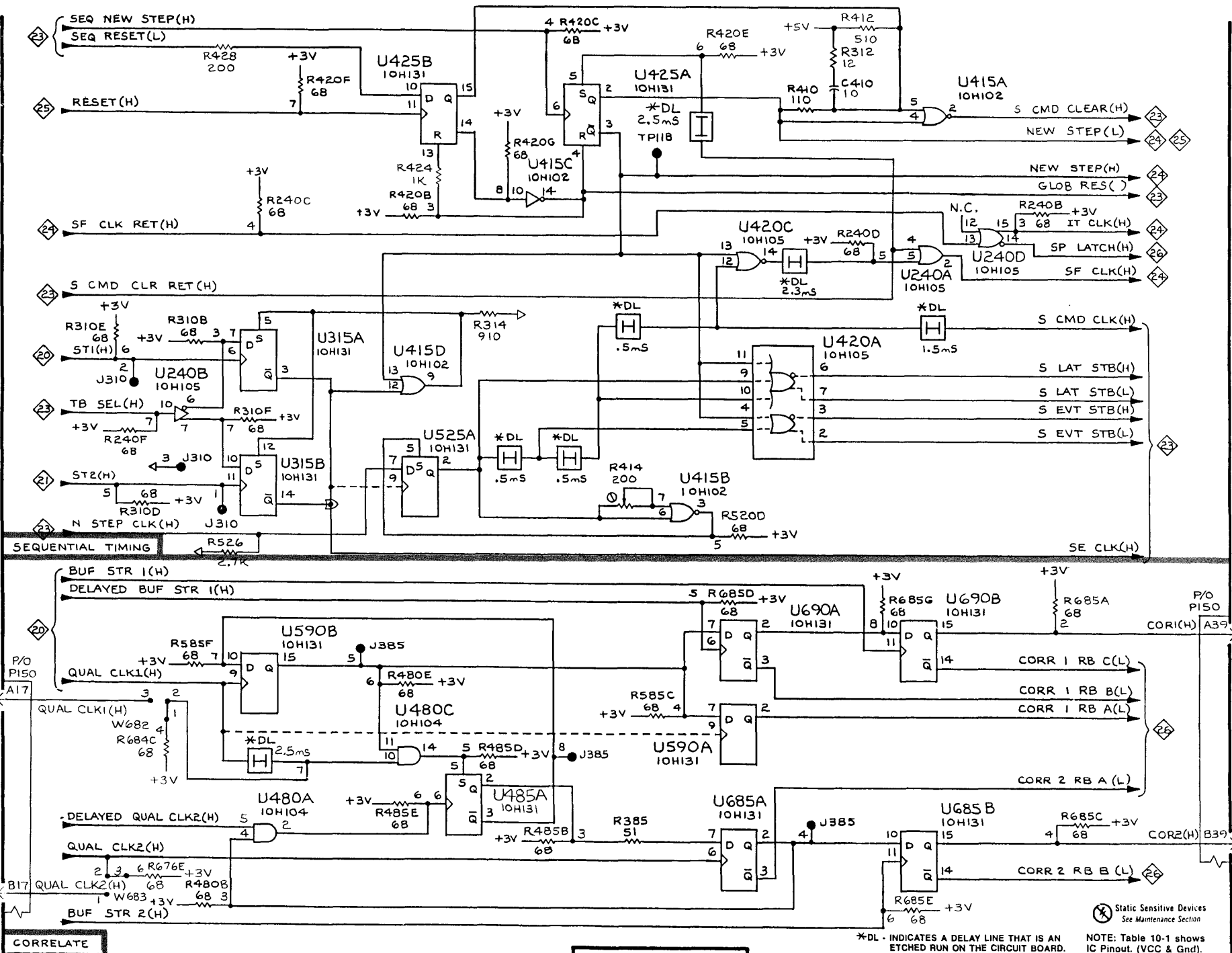
1

2

3

4

5



Static Sensitive Devices  
See Maintenance Section

\*DL - INDICATES A DELAY LINE THAT IS AN ETCHED RUN ON THE CIRCUIT BOARD. NOTE: Table 10-1 shows IC Pinout. (VCC & Gnd).

Table 10-23

670-7523-10 SEQUENTIAL CONTROL 23 — TRIGGER BOARD, ASSY. A14

CIRCUIT NUMBER	SCHEMATIC LOCATION	BOARD LOCATION	CIRCUIT NUMBER	SCHEMATIC LOCATION	BOARD LOCATION
J633	B2	B4	R533B	A5	B3
P150	F2	D4	R533C	A5	B3
P150	A5	D4	R533D	B2	B3
R110C	E3	A1	R533E	B5	B3
R140A	D1	C1	R533F	A5	B3
R140B	F1	C1	R533G	A5	B3
R140E	C1	C1	R625B	B2	B3
R140G	E1	C1	R625D	B1	B3
R215A	E3	A1	R625F	B1	B3
R215B	E3	A1	R635A	C4	C3
R220B	E3	A1	R635B	C5	C3
R325B	E3	B2	R635C	B2	C3
R325E	E3	B2	R635D	B2	C3
R325F	E3	B2	R635F	C5	C3
R325G	E3	B2	R640D	B3	C3
R420D	C5	A2	TP520	B5	A3
R430C	B3	B2	TP534	B5	B3
R430D	C5	B2	U135	B1	B1
R430E	C4	B2	U140	D3	C1
R430F	B3	B2	U235	B2	B1
R430G	B3	B2	U330	B3	B2
R433D	B3	B2	U430	C3	B2
R433F	C3	B2	U433A	D3	B2
R433G	C4	B2	U433B	D3	B2
R435C	B2	C2	U525B	C5	B3
R438	C4	B3	U530A	B5	B3
R520F	C5	A3	U530B	B4	B3
R530A	C5	B3	U533C	B4	B3
R530B	B5	B3	U533D	B5	B3
R530C	A5	B3	U535B	B5	B3
R530D	A4	B3	U540	F3	C3
R530E	A4	B3	U630	C1	B3
R530F	A4	B3	U633	D1	B3
R530G	A4	B3	U635	E1	B3
R533A	A5	B3	U640	E1	C3

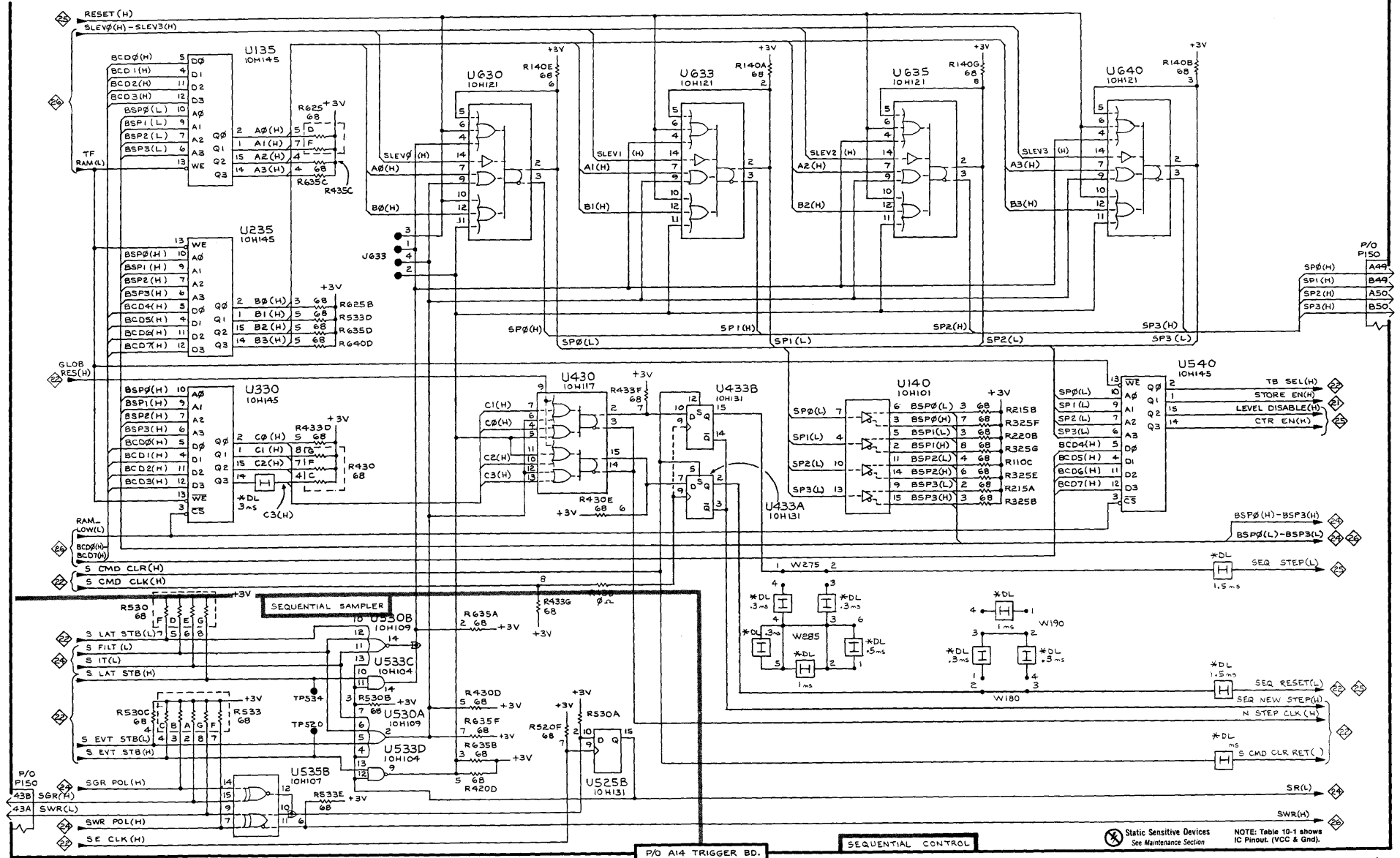
1

2

3

4

5



P/O A14 TRIGGER BD.

SEQUENTIAL CONTROL

Static Sensitive Devices See Maintenance Section  
NOTE: Table 10-1 shows IC Pinout. (VCC & Gnd).

Table 10-24

670-7523-10 SEQ. FILTER &amp; ITERATION CNTR.

24

— TRIGGER BD., ASSY. A14

CIRCUIT NUMBER	SCHEMATIC LOCATION	BOARD LOCATION	CIRCUIT NUMBER	SCHEMATIC LOCATION	BOARD LOCATION
R110G	B4	A1	R435B	E1	C2
R215C	F5	A1	R435D	E3	C2
R215D	F4	A1	R435E	C2	C2
R215E	D5	A1	R435F	C2	C2
R215F	D4	A1	R435G	C2	C2
R215G	C4	A1	R442	F1	C2
R220C	D4	A1	R445A	F1	C2
R220D	F4	A1	R445C	E2	C2
R220E	C5	A1	R445D	E3	C2
R220F	D4	A1	R445E	E2	C2
R220G	D4	A1	R445G	E3	C2
R225C	C4	B1	U120	D3	A1
R225D	B5	B1	U125	C3	B1
R225E	B4	B1	U130	B3	B1
R225F	C4	B1	U133	E3	B1
R225G	C4	B1	U215B	F4	A1
R230A	B4	B1	*U220	D4	A1
R230B	B4	B1	*U225	C4	B1
R230C	E4	B1	*U230	B4	B1
R230D	E4	B1	*U233	E4	B1
R230E	E5	B1	U320A	C5	A2
R230F	E4	B1	U320B	D5	A2
R230G	B4	B1	U320C	B5	A2
R310A	A4	A2	U325A	E5	B2
R320C	B5	A2	U325B	F5	B2
R320E	D5	A2	U333	E1	B2
R320F	D5	A2	U335	C1	B2
R320G	C5	A2	U340A	E2	C2
R325C	E5	B2	U340C	E2	C2
R335B	D2	C2	U340D	E2	C2
R335C	D2	C2	U435	C2	B2
R335F	F3	C2	U440A	E2	C2
R433B	D2	B2	U440B	E2	C2
R433C	C2	B2	U445A	F1	C2
R433E	C2	B2	U445B	F2	C2
R435A	F3	C2	U445C	E2	C2

\*SEE PARTS LIST FOR SERIAL NUMBER RANGES.

A

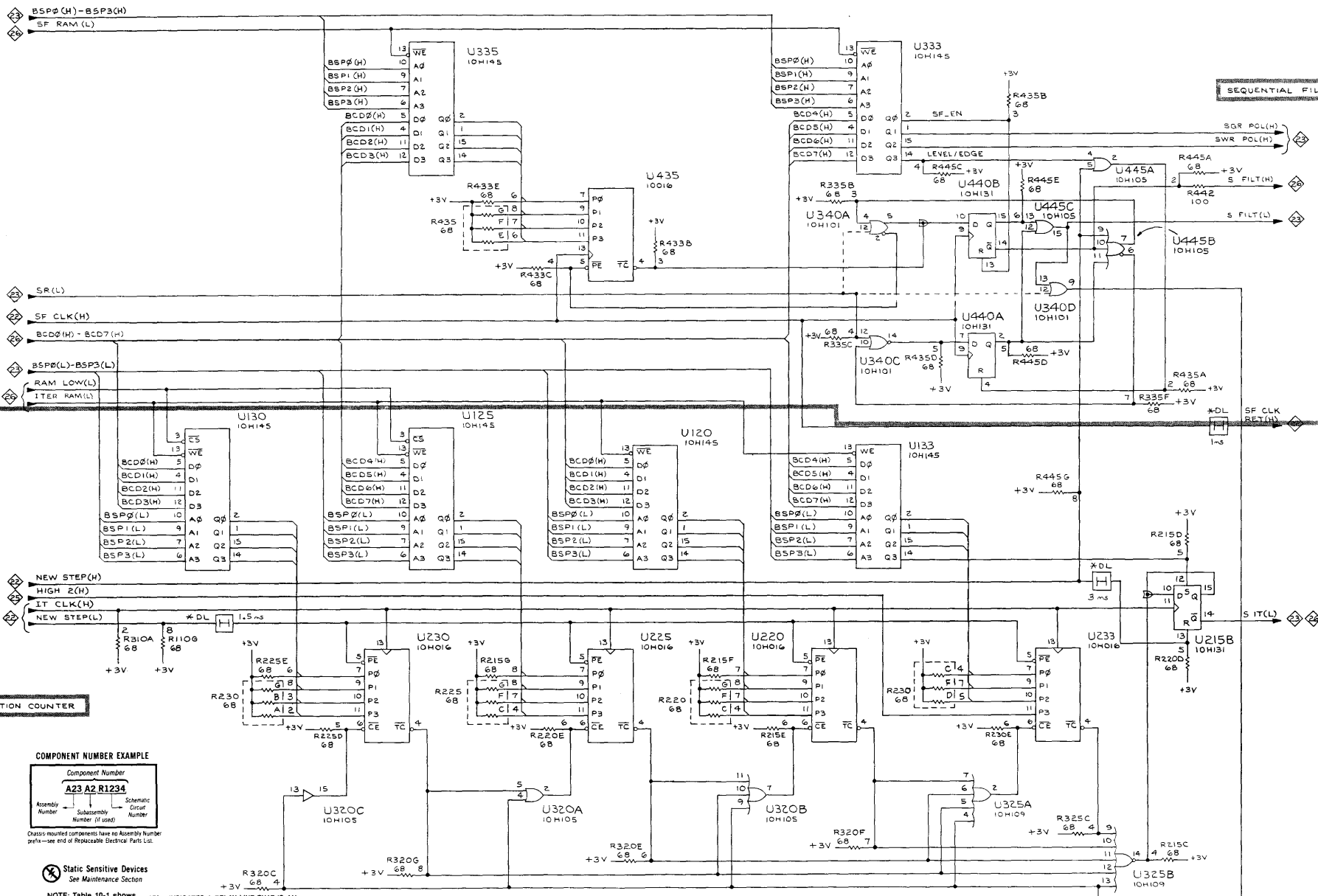
B

C

D

E

F



**COMPONENT NUMBER EXAMPLE**

Component Number			
A23 A2 R1234			
Assembly Number	Subassembly Number (if used)	Schematic Circuit Number	

On-board mounted components have no Assembly Number prefix—see end of Replaceable Electrical Parts List.

**Static Sensitive Devices**  
See Maintenance Section

NOTE: Table 10-1 shows IC Pinout. (VCC & Gnd). \*DL\* INDICATES A DELAY LINE THAT IS AN ETCHED RUN ON THE CIRCUIT BOARD.

P/O A14 TRIGGER BD.

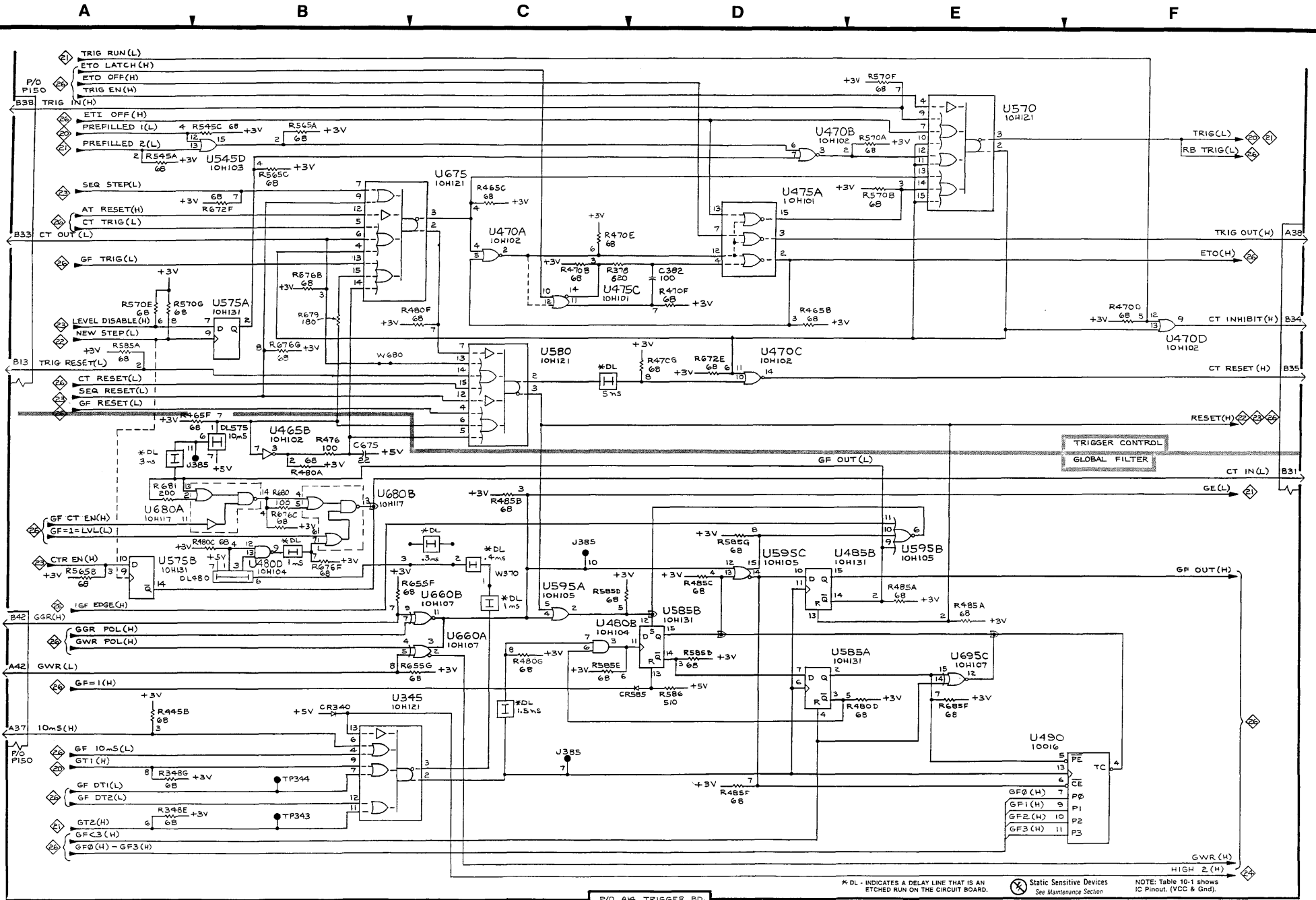
Table 10-25

670-7523-10 GLOBAL FILTER &amp; TRIGGER CNTL.

25

— TRIG. BD., ASSY. A14

CIRCUIT NUMBER	SCHEMATIC LOCATION	BOARD LOCATION	CIRCUIT NUMBER	SCHEMATIC LOCATION	BOARD LOCATION
C382	D2	E2	R585G	D4	F3
CR340	B5	C2	R586	D4	F2
CR585	D4	F1	R655F	B4	D3
DL480	B4	E2	R655G	C4	D3
DL575	B3	E3	R672E	D3	E3
J385	C5	E2	R672F	B2	E3
J385	C4	E2	R676B	B2	E3
P150	F2	D4	R676C	B3	E3
P150	A1	D4	R676F	B4	E3
R348E	A5	C2	R676G	B2	E3
R348G	A5	C2	R679	B2	E4
R378	C2	E2	R680	B3	E3
R445B	A5	C2	R681	A3	E3
R465B	D2	D2	R685F	E5	F3
R465C	C2	D2	TP343	B5	C2
R465F	B3	D2	TP344	B5	C2
R470B	C2	E2	U345	B5	C2
R470D	F2	E2	U465B	B3	D2
R470E	C2	E2	U470A	C2	D2
R470F	D2	E2	U470B	D1	D2
R470G	D3	E2	U470C	D3	D2
R476	B3	E2	U470D	F2	D2
R480A	B3	E2	U475A	D2	E2
R480B	C4	E2	U475C	C2	E2
R480C	B4	E2	U480D	B4	E2
R480D	E5	E2	U485A	E4	E2
R480F	C2	E2	U485B	D4	E2
R480G	C4	E2	U490	F5	F2
R485B	C3	F2	U545D	B1	C3
R485C	D4	F2	U570	E1	D3
R485F	D5	F2	U575B	A4	E3
R525A	A1	B3	U580	C3	E3
R545C	B1	C3	U585A	D4	E3
R565A	B1	D3	U585B	D4	E3
R565B	A4	D3	U595A	C4	F3
R565C	B1	D3	U595B	E4	F3
R570A	E1	E3	U595C	D4	F3
R570B	E1	E3	U660A	C4	D3
R570E	A2	E3	U660D	C4	D3
R570F	E1	E3	U675	B2	E3
R570G	A2	E3	U680A	B3	E3
R585A	A2	F3	U680B	B3	E3
R585D	C4	F3	U695C	E4	F3
R585E	C4	F3			



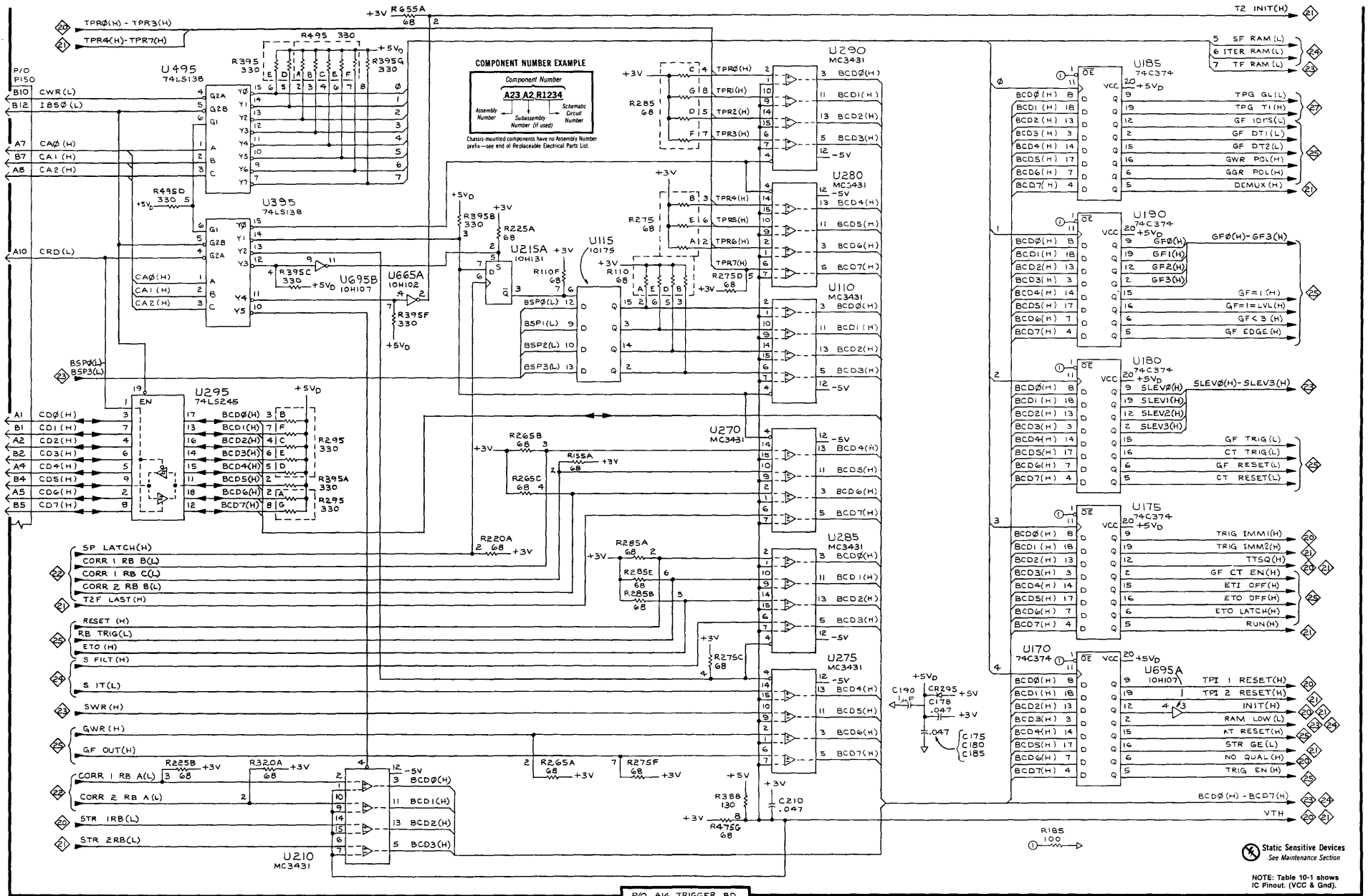
\* DL - INDICATES A DELAY LINE THAT IS AN ETCHED RUN ON THE CIRCUIT BOARD.   
 ⊗ Static Sensitive Devices See Maintenance Section   
 NOTE: Table 10-1 shows IC Pinout. (VCC & Gnd).



Table 10-26

670-7523-10 PROCESSOR INTERFACE 26 — TRIGGER BD., ASSY. A14

CIRCUIT NUMBER	SCHEMATIC LOCATION	BOARD LOCATION	CIRCUIT NUMBER	SCHEMATIC LOCATION	BOARD LOCATION
C175	E5	E1	R295F	B3	F1
C178	E5	E1	R295G	B3	F1
C180	E5	E1	R320A	B5	A2
C185	E5	F1	R388	D5	F2
C190	E5	F1	R395A	B3	F2
C210	D5	A2	R395B	C2	F2
CR295	E5	F1	R395C	B2	F2
P150	A1	D4	R395D	B1	F2
R110A	C2	A1	R395E	B1	F2
R110B	C2	A1	R395F	B2	F2
R110D	C2	A1	R395G	B1	F2
R110E	C2	A1	R495A	B1	F2
R110F	C2	A1	R495B	B1	F2
R155A	C3	D1	R495C	B1	F2
R185	E5	E1	R495D	A2	F2
R220A	C4	A1	R495E	A2	F2
R225A	C2	B1	R495F	B1	F2
R225B	A5	B1	R655A	B1	D3
R265A	C5	D1	U110	D2	A1
R265B	C3	D1	U115	C2	A1
R265C	C3	D1	U170	E5	D1
R275A	D2	E1	U175	E4	E1
R275B	D2	E1	U180	E3	E1
R275C	D4	E1	U185	E1	E1
R275D	D2	E1	U190	E2	F1
R275E	D2	E1	U210	B5	A1
R275F	C5	E1	U215A	C2	A1
R285A	C4	F1	U270	D3	D1
R285B	C4	F1	U275	D5	E1
R285C	D1	F1	U280	D2	E1
R285D	D1	F1	U285	D4	E1
R285E	C4	F1	U290	D1	F2
R285F	D1	F1	U295	A3	F1
R285G	D1	F1	U395	B2	F2
R295A	B3	F1	U495	B1	F2
R295B	B3	F1	U665A	B2	D3
R295C	B3	F1	U695A	F5	F3
R295D	B3	F1	U695B	B2	F3
R295E	B3	F1			



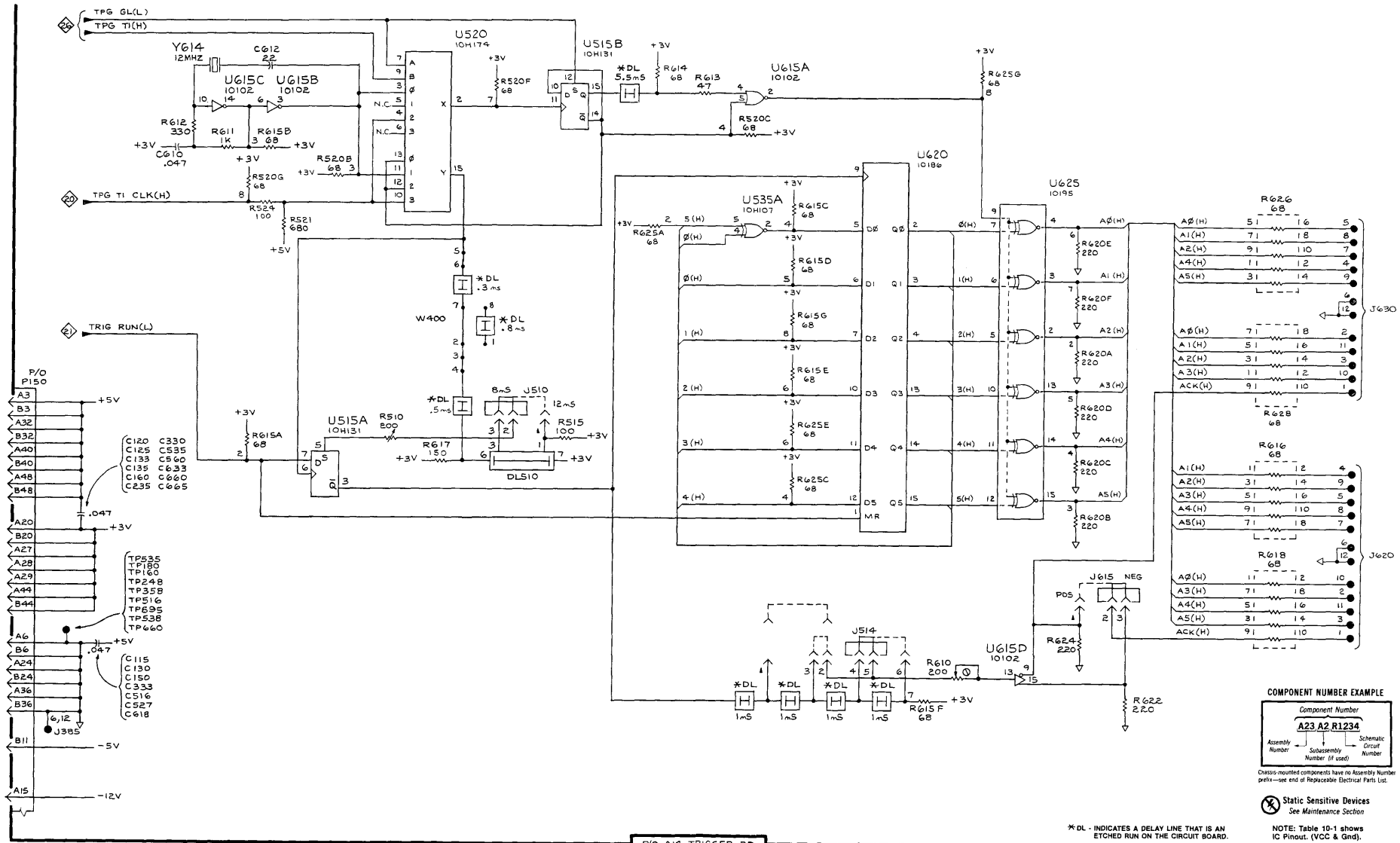
⊗ Static Sensitive Devices  
See Maintenance Section

NOTE: Table 10-1 shows  
IC Pinout. (VCC & Gnd.)

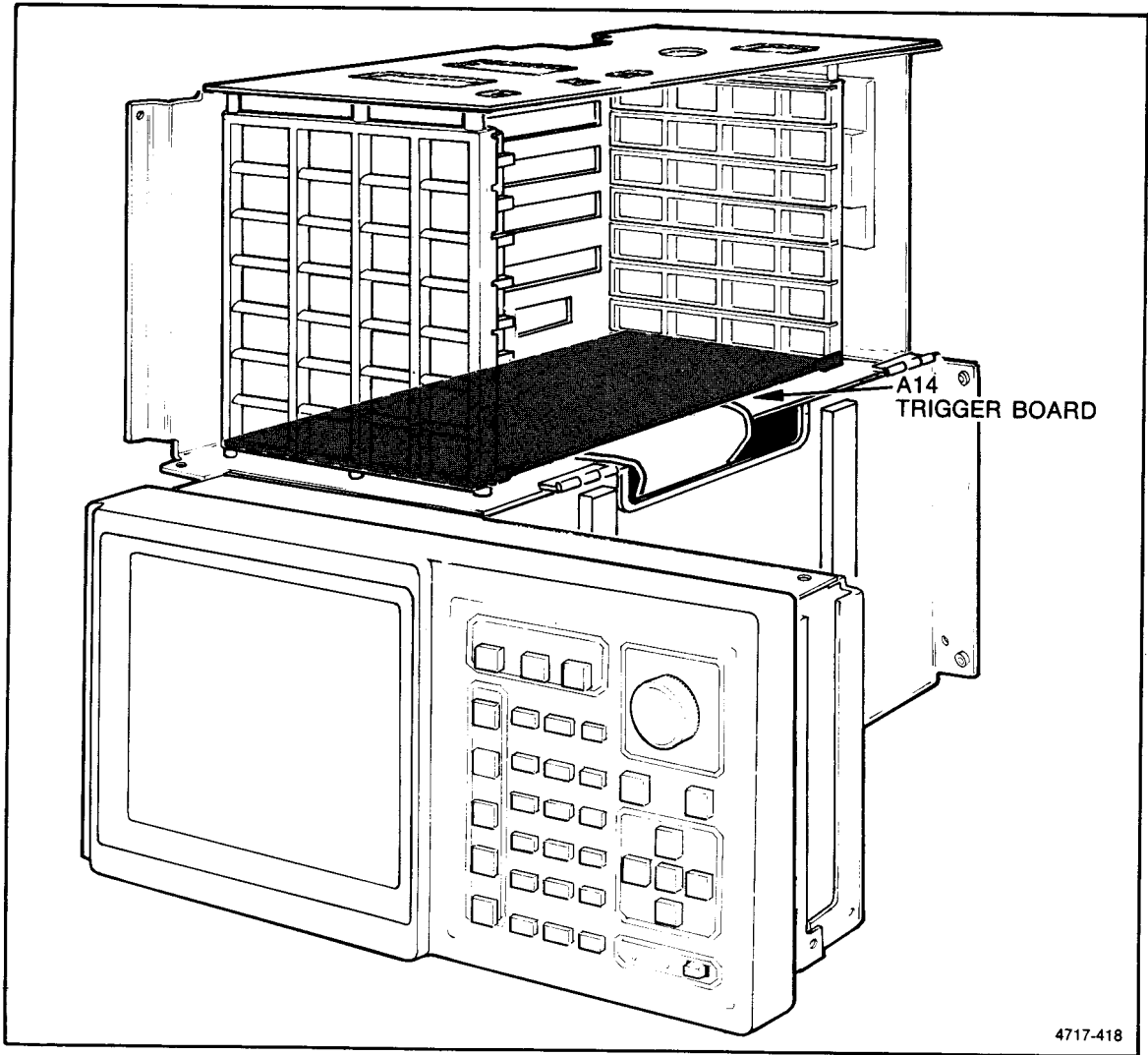
Table 10-27

670-7523-10 TEST PATTERN GENERATION 27 — TRIGGER BD., ASSY. A14

CIRCUIT NUMBER	SCHEMATIC LOCATION	BOARD LOCATION	CIRCUIT NUMBER	SCHEMATIC LOCATION	BOARD LOCATION
C115	A4	A1	R615D	D2	A3
C120	A3	A1	R615E	D3	A3
C125	A3	B1	R615F	D5	A3
C130	A4	B1	R615G	D2	A3
C133	A3	B1	R616	F3	A4
C135	A3	C1	R617	B3	A3
C150	A4	C1	R618	F4	A4
C160	A3	D1	R620A	E3	A3
C235	A3	C1	R620B	E3	A3
C330	A3	B2	R620C	E3	A3
C333	A4	B2	R620D	E3	A3
C516	A4	A3	R620E	E2	A3
C527	A4	B3	R620F	E2	A3
C535	A3	C3	R622	E5	A4
C560	A3	D3	R624	E4	A4
C610	A1	A3	R625A	C2	B3
C612	B1	A4	R625C	D3	B3
C618	A4	A4	R625E	D3	B3
C633	A3	B3	R625G	E1	B3
C660	A3	D3	R626	F2	B4
C665	A3	D3	R628	F3	B4
DL510	C3	A3	TP160	A4	D1
J385	A5	E2	TP180	A4	E1
J510	C3	A3	TP248	A4	C2
J514	D4	A3	TP358	A4	D2
J615	E4	A4	TP516	A4	A3
J620	F4	A4	TP535	A4	C3
J630	F2	B4	TP536	A4	B3
R510	B3	A3	TP538	A4	C3
R515	C3	A3	TP660	A4	D3
R520B	B2	A3	TP695	A4	F3
R520C	D1	A3	U515A	B3	A3
R520F	C1	A3	U515B	C1	A3
R520G	B2	A3	U520	B1	A3
R521	B2	A3	U535A	D2	B3
R610	E4	A3	U615A	D1	A3
R611	B1	A3	U615B	B1	A3
R612	A1	A4	U615C	B1	A3
R613	D1	A4	U615D	E4	A3
R614	C1	A4	U620	D2	A3
R615A	B3	A3	U625	E2	B3
R615B	B1	A3	Y614	A1	A4
R615C	D2	A3			



P/O A14 TRIGGER BD.



**Figure 10-18a. A14 Trigger Board Card Cage Location.**



Table 10-20a

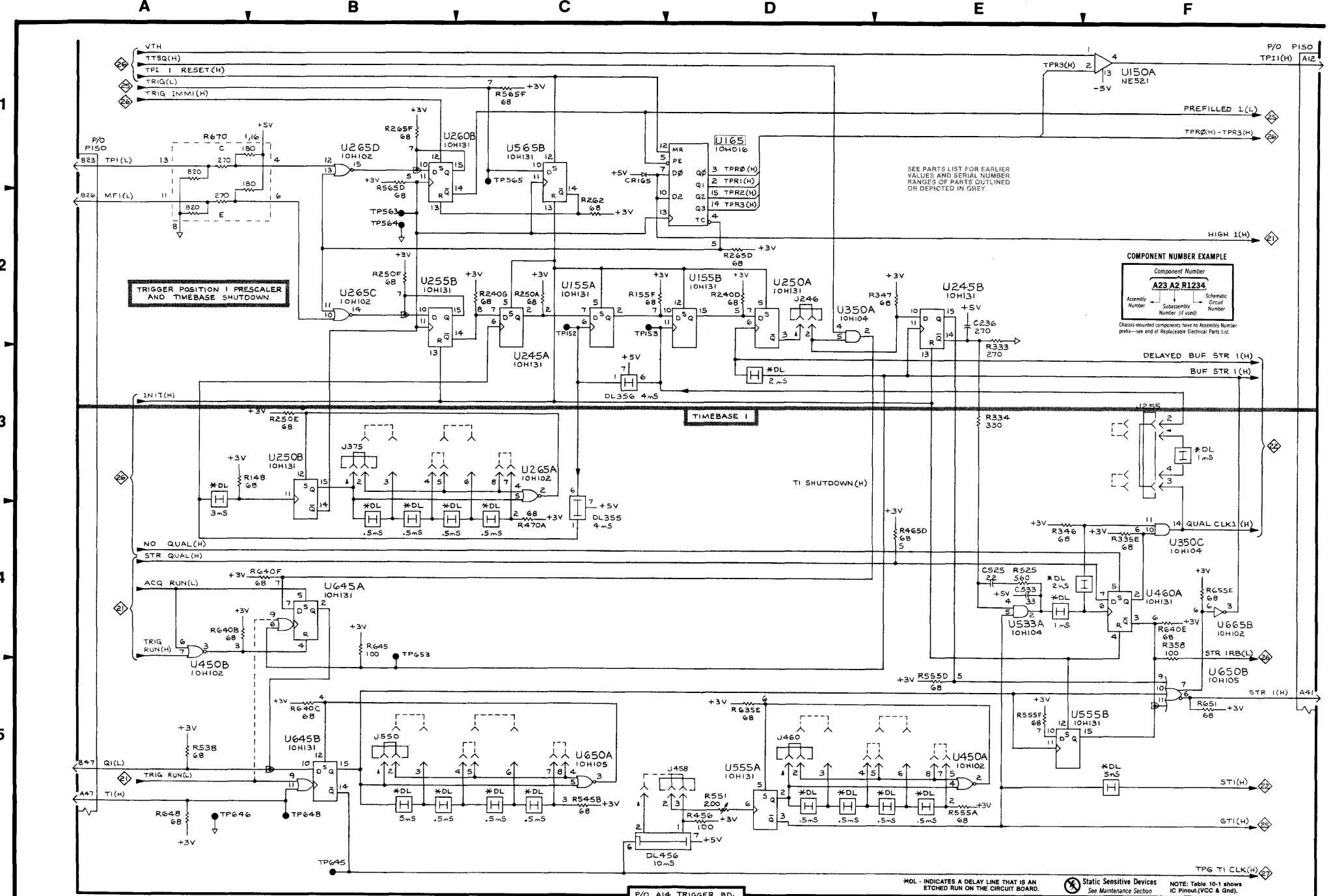
670-7523-09 TIMEBASE 1



— TRIGGER BOARD, ASSEMBLY A14

CIRCUIT NUMBER	SCHEMATIC LOCATION	BOARD LOCATION	CIRCUIT NUMBER	SCHEMATIC LOCATION	BOARD LOCATION
C236	E2	C1	R640C	B5	C3
C525	E4	B3	R640E	F4	C3
C533	E4	B3	R640F	B4	C3
CR165	C1	D1	R645	B4	C3
DL355	C4	C2	R648	A5	C4
DL356	C3	D2	R651	F5	C3
DL456	D5	D2	R655E	F4	D3
J246	D2	C1	R670C	A1	D3
J255	F3	D1	R670E	A1	D3
J375	B3	E2	TP152	C2	C1
J458	D5	D2	TP153	C2	C1
J460	D5	D2	TP563	B2	D3
J550	B5	C3	TP564	B2	D3
P150	A1	D4	TP565	C1	D3
P150	F1	D4	TP645	B5	C3
R148	A3	C1	TP646	A5	C3
R155F	C2	D1	TP648	B5	C3
R240D	D2	C1	TP653	B4	C3
R240G	C2	C1	U150A	F1	C1
R250A	C2	C1	U155A	C2	D1
R250E	B3	C1	U155B	D2	D1
R250F	B2	C1	*U165	D1	D1
R262	C2	D1	U245A	C2	C1
R265D	D2	D1	U245B	E2	C1
R265F	B1	D1	U250A	D2	C1
R333	E2	B2	U250B	B3	C1
R334	E3	B2	U255B	B2	D1
R335E	F4	C2	U260B	B1	D1
R346	E4	C2	U265A	C3	D1
R347	E2	C2	U265C	B2	D1
R358	F4	D2	U265D	B1	D1
R456	D5	D2	U350A	D2	C2
R465D	E4	D2	U350C	F4	C2
R470A	C4	E2	U450A	E5	C2
R525	E4	B3	U450B	A4	C2
R538	A5	B3	U460A	F4	D2
R545B	C5	C3	U533A	E4	B3
R551	D5	C3	U555A	D5	D3
R555A	E5	D3	U555B	E5	D3
R555D	E5	D3	U565B	C1	D3
R555F	E5	D3	U645A	B4	C3
R565D	B1	D3	U645B	B5	C3
R565F	C1	D3	U650A	C5	C3
R635E	D5	C3	U650B	F5	C3
R640B	A4	C3	U665B	F4	D3

\*SEE PARTS LIST FOR SERIAL NUMBER RANGES.



TRIGGER POSITION 1 PRESCALER AND TIMEBASE SHUTDOWN

TIMEBASE 1

TI SHUTDOWN (H)

**COMPONENT NUMBER EXAMPLE**

Component Number		
A23	A2	R1234
Assembly Number	Subassembly Number (if used)	Schematic Circuit Number

Chassis mounted components have no Assembly Number prefix—see end of Replaceable Electrical Parts List.

SEE PARTS LIST FOR EARLIER VALUES AND SERIAL NUMBER RANGES OF PARTS OUTLINED OR DEPICTED IN GREY.

\*DL - INDICATES A DELAY LINE THAT IS AN ETCHED RUN ON THE CIRCUIT BOARD.   
 Ⓢ Static Sensitive Devices See Maintenance Section   
 NOTE: Table 10-1 shows IC Pinout (VCC & Gnd).



Table 10-21a

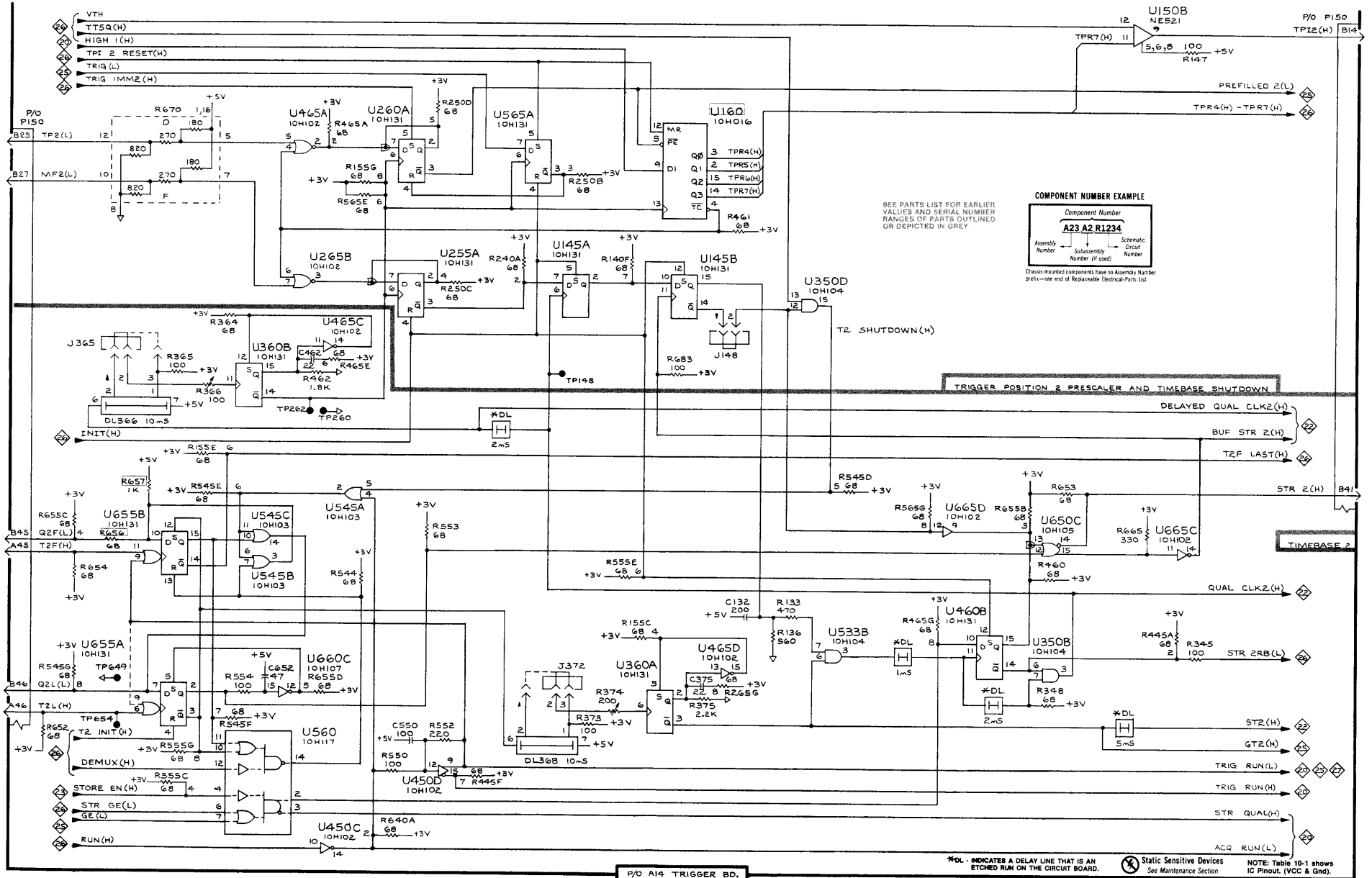
670-7523-09 TIMEBASE 2



— TRIGGER BOARD, ASSEMBLY A14

CIRCUIT NUMBER	SCHEMATIC LOCATION	BOARD LOCATION	CIRCUIT NUMBER	SCHEMATIC LOCATION	BOARD LOCATION
C132	D4	B1	R555G	A5	D3
C375	D5	E2	R565E	B2	D3
C462	B3	D2	R565G	E3	D3
C550	B5	C3	R640A	B5	C3
C652	B4	C3	R652	A5	C3
DL366	A3	D2	R653	E3	C3
DL368	C5	D2	R654	A4	C4
J148	D3	C1	R655B	E3	D3
J365	A3	D2	R655C	A4	D3
J372	C4	D2	R655D	B5	D3
P150	A1	D4	*R656	A4	D3
P150	F1	D4	*R657	A3	D3
R133	D4	B1	R665	F4	D3
R136	D4	C1	R670D	A1	D3
R140F	C2	C1	R670F	A1	D3
R147	F1	C1	R683	D3	E3
R155C	C4	D1	TP148	C3	C1
R155E	B3	D1	TP260	B3	D1
R155G	B2	D1	TP262	B3	D1
R240A	C2	C1	TP649	A4	C3
R250B	C2	C1	TP654	A5	C4
R250C	C2	C1	U145A	C2	C1
R250D	C1	C1	U145B	D2	C1
R265G	D5	D1	U150B	F1	C1
R345	F4	C2	*U160	D1	D1
R348	E5	C2	U255A	B2	D1
R364	B2	D2	U260A	B1	D1
R365	A3	D2	U265B	B2	D1
R366	B3	D2	U350B	E4	C2
R373	C5	D2	U350D	D2	C2
R374	C5	D2	U360A	D5	D2
R375	D5	E2	U360B	B3	D2
R445A	F4	C2	U450C	B5	C2
R445F	C5	C2	U450D	C5	C2
R460	E4	D2	U460B	E4	D2
R461	D2	D2	U465A	B1	D2
R462	B3	D2	U465C	B3	D2
R465A	B1	D2	U465D	D4	D2
R465E	B3	D2	U533B	D4	B3
R465G	E4	D2	U545A	B3	C3
R544	B4	C3	U545B	B4	C3
R545D	D3	C3	U545C	B4	C3
R545E	B3	C3	U560	B5	D3
R545F	B5	C3	U565A	C1	D3
R545G	A4	C3	U650C	E4	C3
R550	B5	C3	U655A	A5	D3
R552	C5	C3	U655B	A4	D3
R553	C4	C3	U660C	B5	D3
R554	B5	C3	U665C	F4	D3
R555C	A5	D3	U665D	E4	D3
R555E	C4	D3			

\*SEE PARTS LIST FOR SERIAL NUMBER RANGES.



SEE PARTS LIST FOR EARLIER VALUES AND SERIAL NUMBER RANGES OF PARTS OUTLINED OR DEPICTED IN GREY.

**COMPONENT NUMBER EXAMPLE**

Component Number		
A23	A2	R1234
Assembly Number	Subassembly Number (if used)	Schematic Circuit Number

Chassis mounted components have no Assembly Number. (Refer to end of Repairable Electrical Parts List.)

\*DL - INDICATES A DELAY LINE THAT IS AN ETCHED RUN ON THE CIRCUIT BOARD.

Static Sensitive Devices See Maintenance Section

NOTE: Table 10-1 shows IC Pinout (VCC & GND).

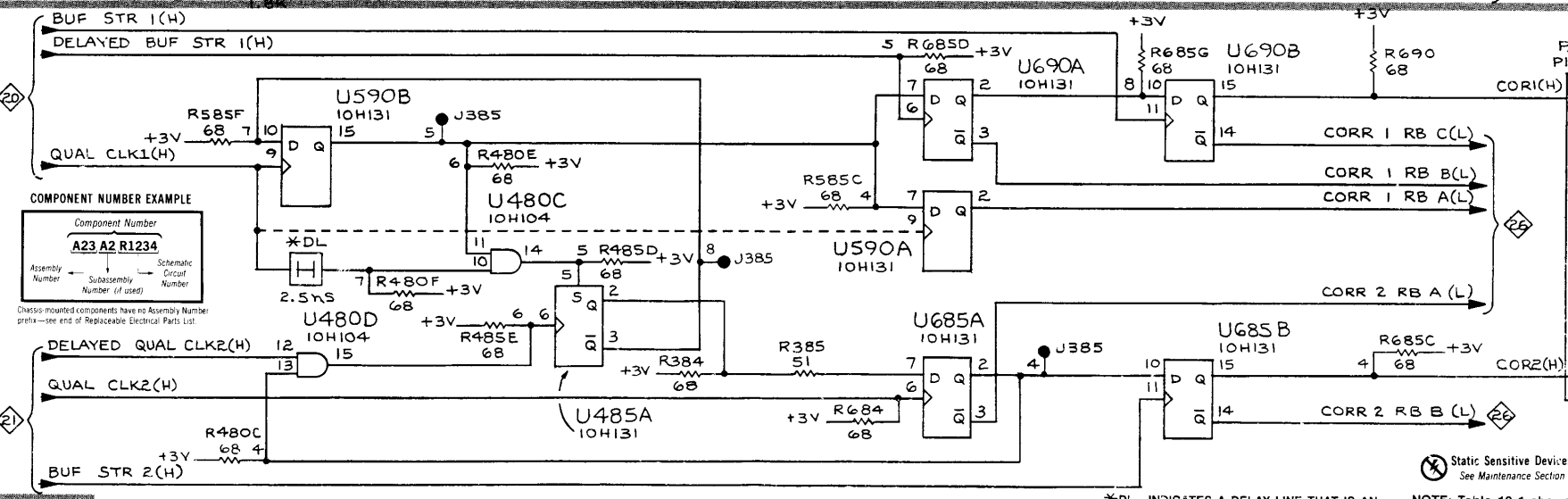
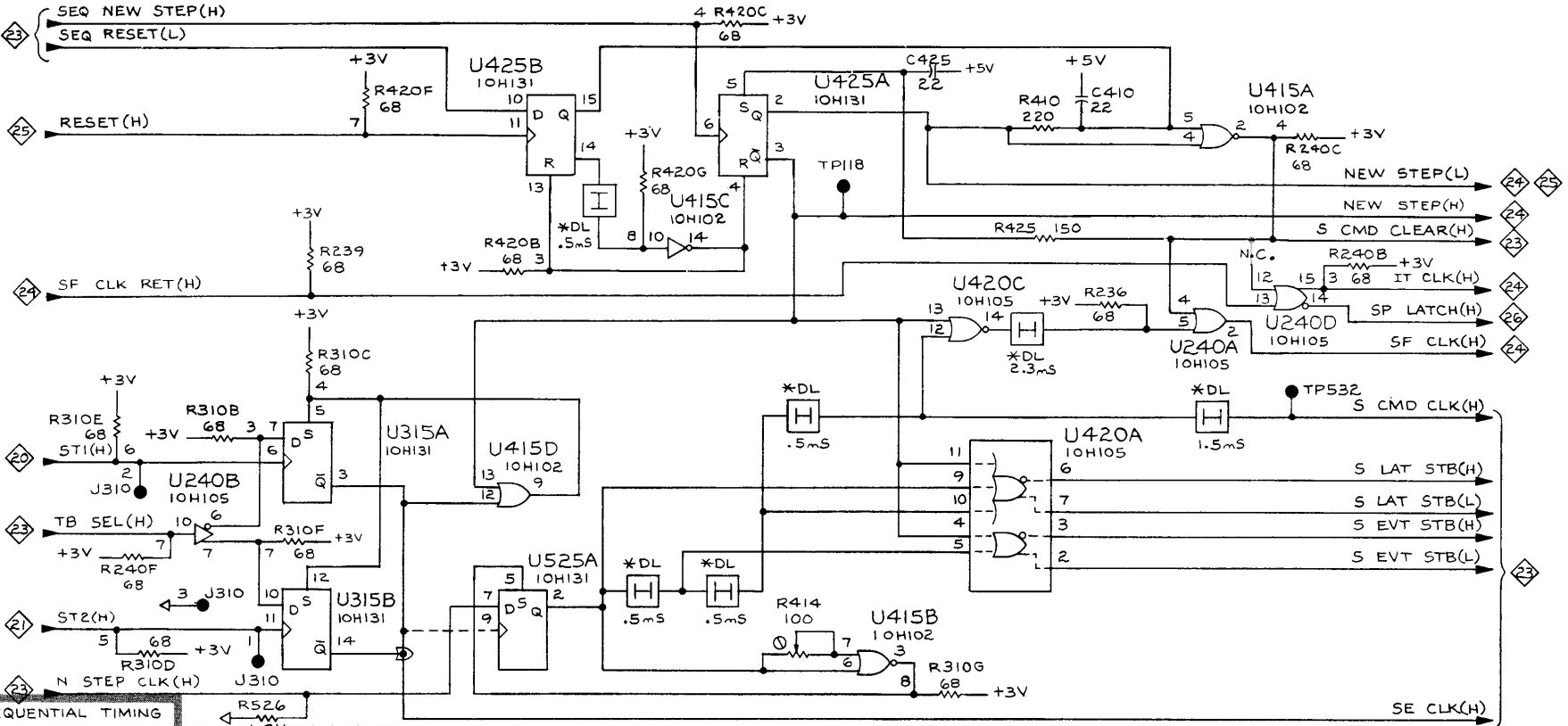
Table 10-22a

670-7523-09 SEQ. TIMING &amp; CORRELATE

22A

— TRIGGER BD., ASSY. A14

CIRCUIT NUMBER	SCHEMATIC LOCATION	BOARD LOCATION	CIRCUIT NUMBER	SCHEMATIC LOCATION	BOARD LOCATION
C410	E1	A2	R526	B3	A3
C425	D1	A2	R585C	D4	E3
J310	A3	A2	R585F	B4	E3
J310	B3	A2	R684	D5	E3
J385	D5	E2	R685C	F5	E3
J385	E5	E2	R685D	D4	E3
J385	C4	E2	R685G	E4	E3
P150	F4	D4	R690	F4	F3
R236	E2	C1	TP118	D1	A1
R239	B2	C1	TP532	F2	B3
R240B	F2	C1	U240A	E2	C1
R240C	F1	C1	U240B	B3	C1
R240F	A3	C1	U240D	F2	C1
R310B	B2	A2	U315A	B2	A2
R310C	B2	A2	U315B	B3	A2
R310D	A3	A2	U415A	E1	A2
R310E	A2	A2	U415B	D3	A2
R310F	B3	A2	U415C	C2	A2
R310G	D3	A2	U415D	C3	A2
R384	C5	E2	U420A	E3	A2
R385	D5	E2	U420C	D2	A2
R410	E1	A2	U425A	D1	B2
R414	D3	A2	U425B	C1	B2
R420B	C2	A2	U480C	C4	E2
R420C	D1	A2	U480D	B5	E2
R420F	B1	A2	U485A	C5	E2
R420G	C1	A2	U525A	C3	B3
R425	E2	B2	U590A	D4	F3
R480C	B5	E2	U590B	B4	F3
R480E	C4	E2	U685A	D5	E3
R480F	B5	E2	U685B	E5	E3
R485D	C4	E2	U690A	D4	F3
R485E	C5	E2	U690B	E4	F3



**COMPONENT NUMBER EXAMPLE**

Component Number		
A23	A2	R1234
Assembly Number	Subassembly Number (if used)	Schematic Circuit Number

Chassis-mounted components have no Assembly Number prefix—see end of Replaceable Electrical Parts List.

Static Sensitive Devices  
See Maintenance Section

\*DL - INDICATES A DELAY LINE THAT IS AN ETCHED RUN ON THE CIRCUIT BOARD.

NOTE: Table 10-1 shows IC Pinout. (VCC & Gnd).

Table 10-23a

670-7523-09 SEQUENTIAL CONTROL

23A

— TRIGGER BOARD, ASSY. A14

CIRCUIT NUMBER	SCHEMATIC LOCATION	BOARD LOCATION	CIRCUIT NUMBER	SCHEMATIC LOCATION	BOARD LOCATION
J633	B2	B4	R533C	A5	B3
P150	F2	D4	R533D	B2	B3
P150	A5	D4	R533E	B5	B3
R110C	E3	A1	R533F	A5	B3
R140A	D1	C1	R533G	A5	B3
R140B	F1	C1	R625B	B2	B3
R140E	C1	C1	R625D	B1	B3
R140G	E1	C1	R625F	B1	B3
R215A	E3	A1	R635A	C4	C3
R215B	E3	A1	R635B	C5	C3
R220B	E3	A1	R635C	B2	C3
R325B	E3	B2	R635D	B2	C3
R325E	E3	B2	R635F	B2	C3
R325F	E3	B2	R640D	B3	C3
R325G	E3	B2	R640G	C5	C3
R420D	C5	A2	TP520	B5	A3
R430B	C4	B2	TP534	B5	B3
R430C	B3	B2	U135	B1	B1
R430D	C5	B2	U140	D3	C1
R430E	C3	B2	U235	B2	B1
R430F	B3	B2	U330	B3	B2
R430G	B3	B2	U430	C3	B2
R433D	B3	B2	U433A	D3	B2
R433F	C3	B2	U433B	D3	B2
R433G	D4	B2	U525B	C5	B3
R520G	C5	A3	U530A	B5	B3
R530A	C5	B3	U530B	B4	B3
R530B	B5	B3	U533C	B4	B3
R530C	A5	B3	U533D	B5	B3
R530D	A4	B3	U535B	B5	B3
R530E	A4	B3	U540	F3	C3
R530F	A4	B3	U630	C1	B3
R530G	A4	B3	U633	D1	B3
R533A	A5	B3	U635	E1	B3
R533B	A5	B3	U640	E1	C3

A

B

C

D

E

F

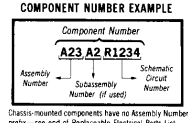
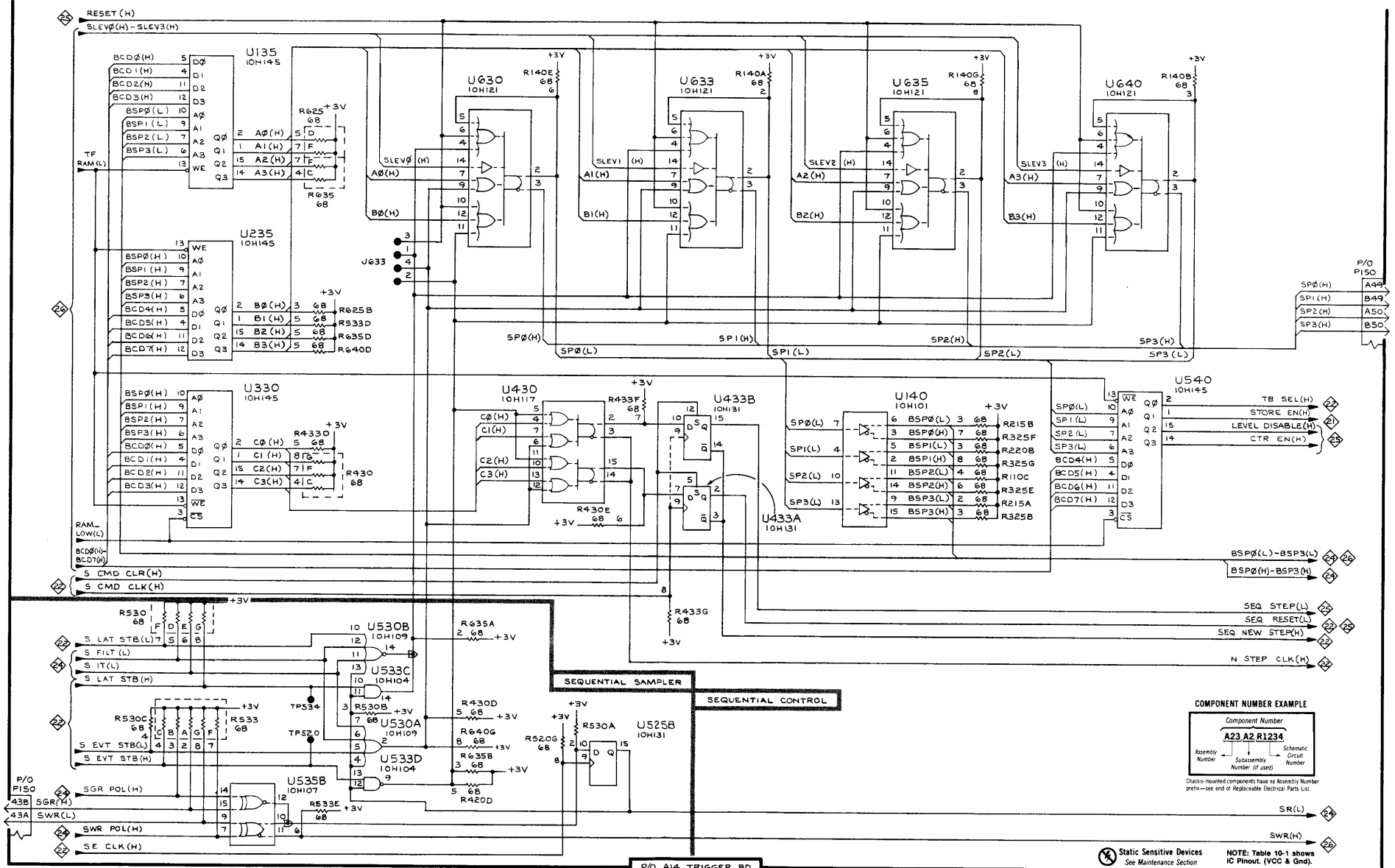
1

2

3

4

5



Static Sensitive Devices  
See Maintenance Section

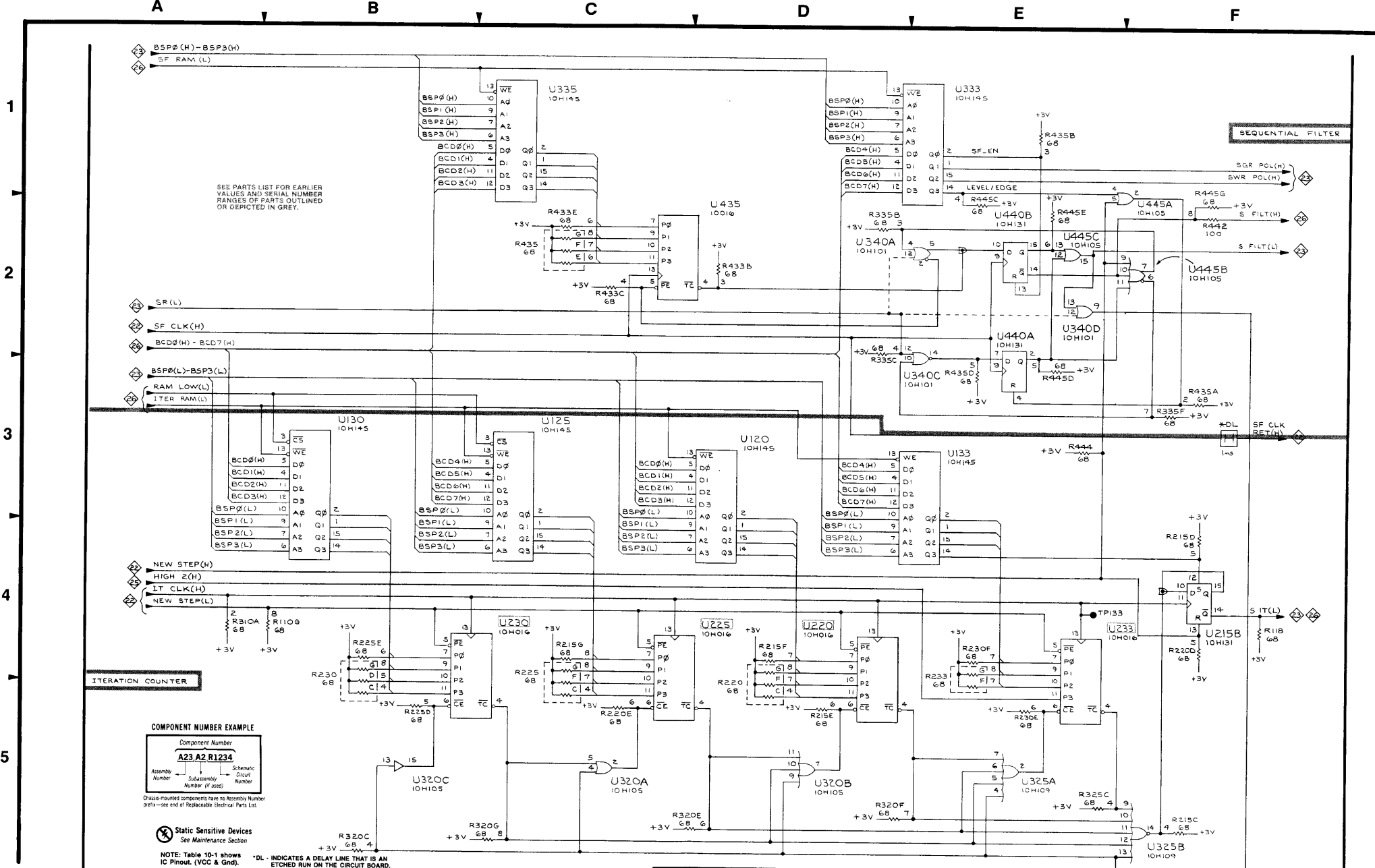
NOTE: Table 10-1 shows I/O Pinout. (VCC & GND).

Table 10-24a

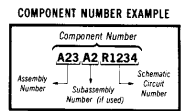
670-7523-09 SEQ. FILTER & ITERATION CNTR. 24A — TRIG. BD., ASSY. A14

CIRCUIT NUMBER	SCHEMATIC LOCATION	BOARD LOCATION	CIRCUIT NUMBER	SCHEMATIC LOCATION	BOARD LOCATION
R110G	B4	A1	R435B	E1	C2
R118	F4	A1	R435D	E3	C2
R215C	F5	A1	R435E	C2	C2
R215D	F4	A1	R435F	C2	C2
R215E	D5	A1	R435G	C2	C2
R215F	D4	A1	R444	E3	C2
R215G	C4	A1	R445C	E2	C2
R220C	D4	A1	R445D	E3	C2
R220D	F4	A1	R445E	E2	C2
R220E	C5	A1	R445G	F1	C2
R220F	D4	A1	TP133	E4	B1
R220G	D4	A1	U120	D3	A1
R225C	C4	B1	U125	C3	B1
R225D	B5	B1	U130	B3	B1
R225E	B4	B1	U133	E3	B1
R225F	C4	B1	U215B	F4	A1
R225G	C4	B1	*U220	D4	A1
R230C	B4	B1	*U225	C4	B1
R230D	B4	B1	*U230	B4	B1
R230E	E5	B1	*U233	E4	B1
R230F	E4	B1	U320A	C5	A2
R230G	B4	B1	U320B	D5	A2
R233F	E4	B1	U320C	B5	A2
R233G	E4	B1	U325A	E5	B2
R310A	A4	A2	U325B	F5	B2
R320C	B5	A2	U333	E1	B2
R320E	D5	A2	U335	C1	B2
R320F	D5	A2	U340A	E2	C2
R320G	C5	A2	U340C	E2	C2
R325C	E5	B2	U340D	E2	C2
R335B	D2	C2	U435	C2	B2
R335C	D2	C2	U440A	E2	C2
R335F	F3	C2	U440B	E2	C2
R433B	D2	B2	U445A	F1	C2
R433C	C2	B2	U445B	F2	C2
R433E	C2	B2	U445C	E2	C2
R435A	F3	C2			

\*SEE PARTS LIST FOR SERIAL NUMBER RANGES.



SEE PARTS LIST FOR EARLIER VALUES AND SERIAL NUMBER RANGES OF PARTS OUTLINED OR DEPICTED IN GREY.



**Static Sensitive Devices**  
See Maintenance Section

NOTE: Table 10-1 shows IC Pinout. (VCC & Gnd). \*DL - INDICATES A DELAY LINE THAT IS AN ETCHED RUN ON THE CIRCUIT BOARD.

P/O A14 TRIGGER BD.



Table 10-25a

670-7523-09 GLOBAL FILTER &amp; TRIGGER CNTL.



— TRIG. BD., ASSY. A14

CIRCUIT NUMBER	SCHEMATIC LOCATION	BOARD LOCATION	CIRCUIT NUMBER	SCHEMATIC LOCATION	BOARD LOCATION
C345	C5	C2	R586	D4	E3
C380	E1	E2	R655F	B4	D3
C382	C2	E2	R655G	C4	D3
C675	B3	E3	R672B	B4	E3
CR340	B5	C2	R672E	D2	E3
CR585	D4	E3	R672F	B2	E3
DL575	B3	E3	R672G	B2	E3
J385	C4	E2	R675	C4	E3
J385	B3	E2	R677	D2	E3
J385	C5	E2	R685A	E5	E3
P150	A1	D4	R685B	B3	E3
P150	F2	D4	R685E	C1	E3
R275C	E2	E1	R685F	C1	E3
R275G	E1	E1	TP342	B5	C2
R344	A5	C2	U345	B5	C2
R349	A5	C2	U465B	B3	D2
R378	C2	E2	U470A	C2	D2
R380	E2	E2	U470B	C2	D2
R445B	A5	C2	U470C	F2	D2
R465B	C2	D2	U475A	F1	E2
R465C	C2	D2	U475B	E2	E2
R465F	B3	D2	U475C	E2	E2
R470B	F2	E2	U475D	D2	E2
R470C	F1	E2	U480A	B3	E2
R470E	D2	E2	U480B	C4	E2
R476	B3	E2	U485B	D4	E2
R480A	B3	E2	*U490	F5	F2
R480D	E5	E2	U545D	B1	C3
R480G	C2	E2	U570	D1	D3
R485A	F1	E2	U575A	B2	E3
R485B	C3	E2	U575B	A3	E3
R485C	D4	E2	U580	C3	E3
R485F	D5	E2	U585A	D4	E3
R545A	A1	C3	U585B	D4	E3
R545C	B1	C3	U595A	C4	F3
R565A	A3	D3	U595B	E4	F3
R565C	D2	D3	U595C	D4	F3
R570B	C1	E3	U660A	C4	D3
R570C	B2	E3	U660B	C4	D3
R570E	A2	E3	U675	B2	E3
R570F	D1	E3	U680A	B4	E3
R570G	A2	E3	U680C	C1	E3
R585B	D4	E3	U680D	B4	E3
R585D	C4	E3	U680E	D3	E3
R585E	C4	E3	U695C	E4	F3
R585G	D4	E3			

\*SEE PARTS LIST FOR SERIAL NUMBER RANGES.



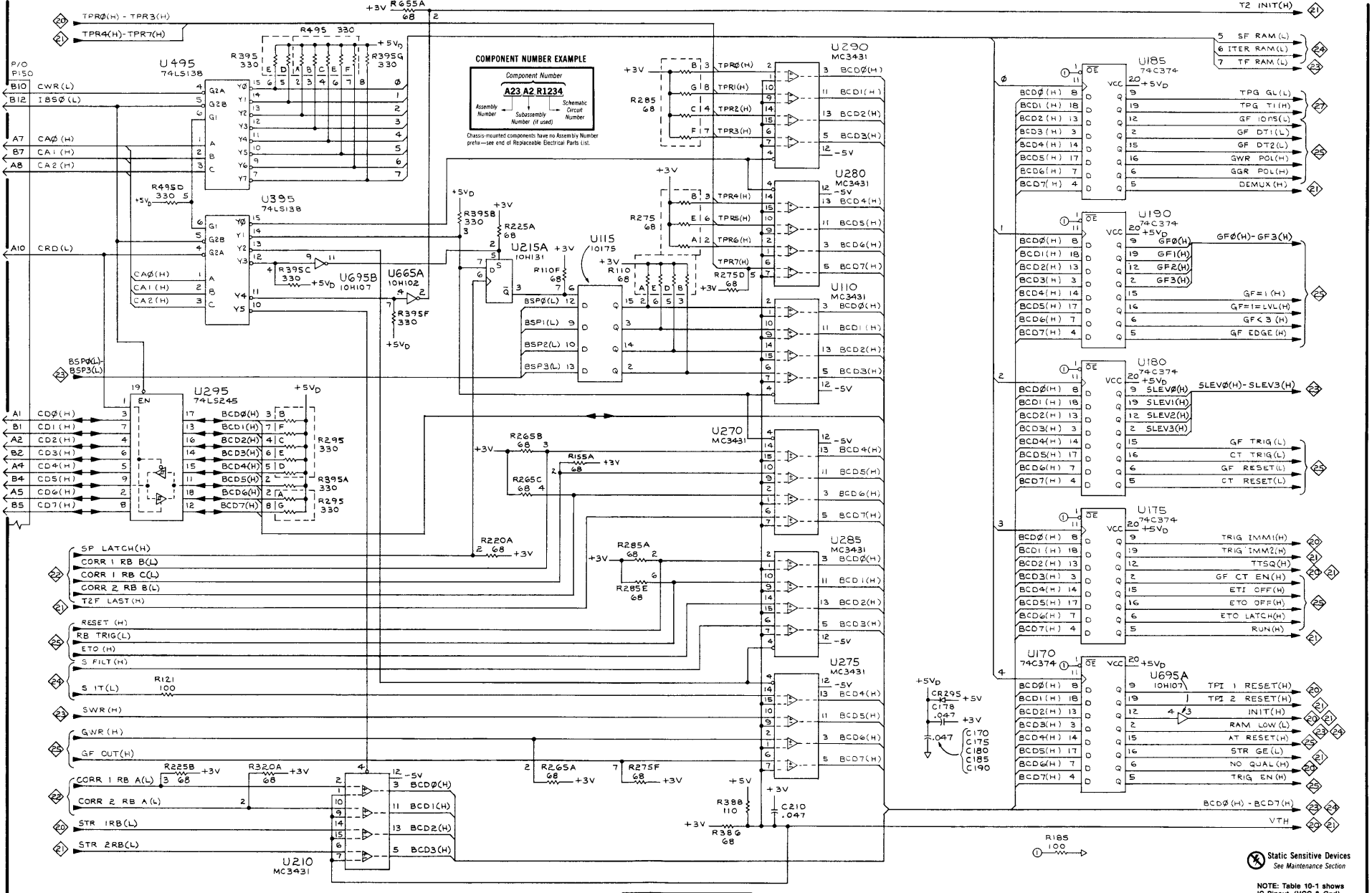
Table 10-26a

670-7523-09 PROCESSOR INTERFACE



— TRIGGER BD., ASSY. A14

CIRCUIT NUMBER	SCHEMATIC LOCATION	BOARD LOCATION	CIRCUIT NUMBER	SCHEMATIC LOCATION	BOARD LOCATION
C170	E5	E1	R386	D5	B2
C175	E5	E1	R388	D5	F2
C178	E5	E1	R395A	B3	F2
C180	E5	E1	R395B	C2	F2
C185	E5	E1	R395C	B2	F2
C190	E5	F1	R395D	B1	F2
C210	D5	A2	R395E	B1	F2
CR295	E5	F1	R395F	B2	F2
P150	A1	D4	R395G	B1	F2
R110A	C2	A1	R495A	B1	F2
R110B	C2	A1	R495B	B1	F2
R110D	C2	A1	R495C	B1	F2
R110E	C2	A1	R495D	A2	F2
R110F	C2	A1	R495E	B1	F2
R121	A5	A1	R495F	B1	F2
R155A	C3	D1	R655A	B1	D3
R185	E5	E1	U110	D2	A1
R220A	C4	A1	U115	C2	A1
R225A	C2	B1	U170	E5	D1
R225B	A5	B1	U175	E4	E1
R265A	C5	D1	U180	E3	E1
R265B	C3	D1	U185	E1	E1
R265E	C3	D1	U190	E2	F1
R275A	D2	E1	U210	B5	A1
R275B	D2	E1	U215A	C2	A1
R275D	D2	E1	U270	D3	D1
R275E	D2	E1	U275	D5	E1
R275F	C5	E1	U280	D2	E1
R285A	C4	E1	U285	D4	E1
R285B	D1	E1	U290	D1	F2
R285C	D1	E1	U295	A3	F1
R285E	C4	E1	U395	B2	F2
R285F	D1	E1	U495	B1	F2
R285G	D1	E1	U665A	B2	D3
R295	B3	F1	U695A	F5	F3
R320A	B5	A2	U695B	B2	F3



P/O A14 TRIGGER BD.

Static Sensitive Devices  
See Maintenance Section

NOTE: Table 10-1 shows  
IC Pinout. (VCC & Gnd).

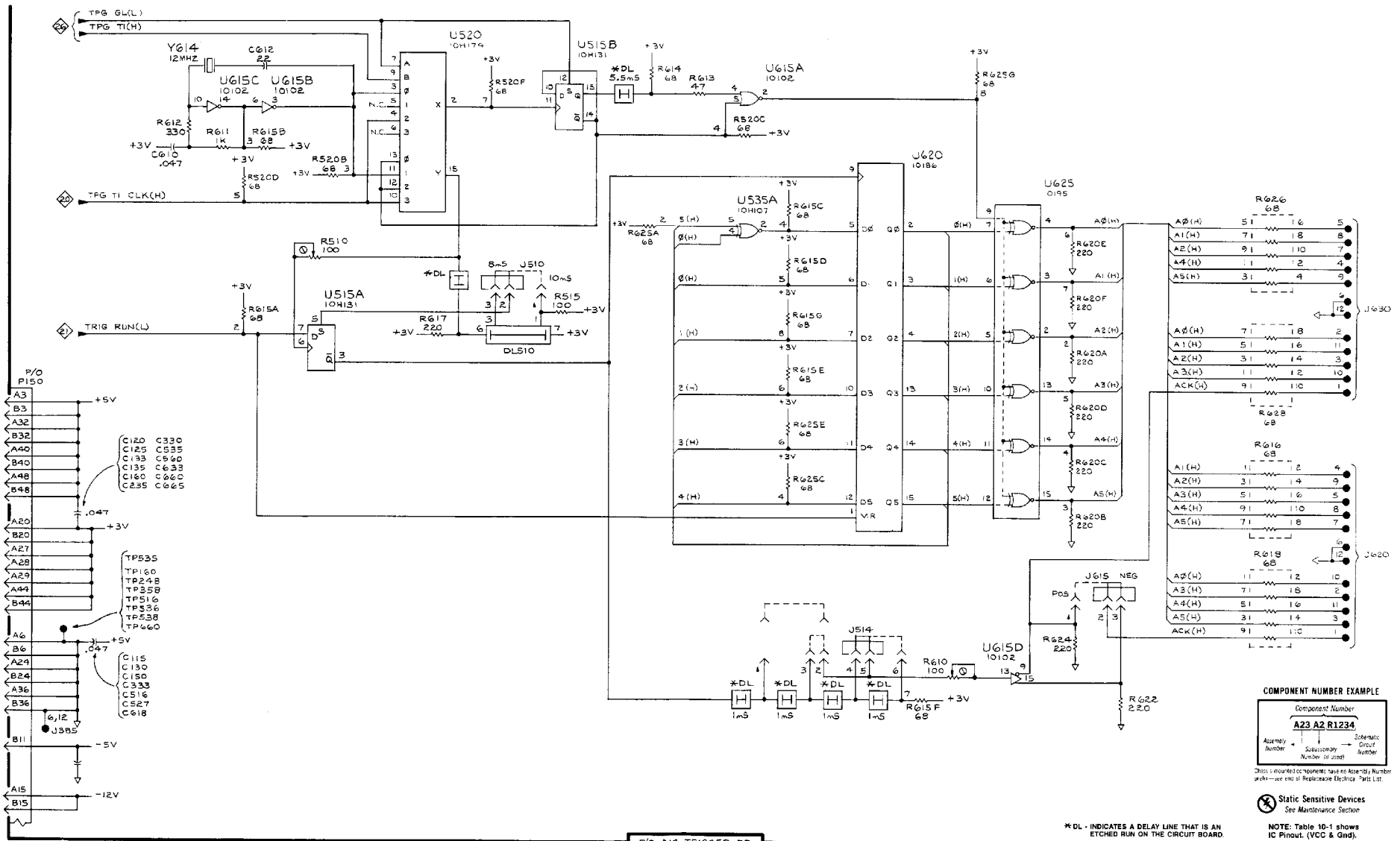
Table 10-27a

670-7523-09 TEST PATTERN GENERATION



— TRIGGER BD., ASSY. A14

CIRCUIT NUMBER	SCHEMATIC LOCATION	BOARD LOCATION	CIRCUIT NUMBER	SCHEMATIC LOCATION	BOARD LOCATION
C115	A4	A1	R615C	D2	A3
C120	A3	A1	R615D	D2	A3
C125	A3	B1	R615E	D3	A3
C130	A4	B1	R615F	D4	A3
C133	A3	B1	R615G	D2	A3
C135	A3	C1	R616	F3	A4
C150	A4	C1	R617	B2	A3
C160	A3	D1	R618	F4	A4
C235	A3	C1	R620A	E3	A3
C330	A3	B2	R620B	E3	A3
C333	A4	B2	R620C	E3	A3
C516	A4	A3	R620D	E3	A3
C527	A4	B3	R620E	E2	A3
C535	A3	C3	R620F	E2	A3
C560	A3	D3	R622	E4	A4
C610	A2	A3	R624	E4	A4
C612	B1	A4	R625A	C2	B3
C618	A4	A4	R625C	D3	B3
C633	A3	B3	R625E	D3	B3
C660	A3	D3	R625G	E1	B3
C665	A3	D3	R626	F2	B4
DL510	C2	A3	R628	F3	B4
J385	A4	E2	TP160	A4	D1
J510	C2	A3	TP248	A4	C2
J514	D4	A3	TP358	A4	D2
J615	E4	A4	TP516	A4	A3
J620	F4	A4	TP535	A4	C3
J630	F2	B4	TP536	A4	B3
P150	A3	D4	TP538	A4	C3
R510	B2	A3	TP660	A4	D3
R515	C2	A3	U515A	B2	A3
R520B	B2	A3	U515B	C1	A3
R520C	D1	A3	U520	B1	A3
R520D	B2	A3	U535A	D2	B3
R520F	C1	A3	U615A	D1	A3
R610	E4	A3	U615B	B1	A3
R611	B1	A3	U615C	B1	A3
R612	A1	A4	U615D	E4	A3
R613	D1	A4	U620	D2	A3
R614	C1	A4	U625	E2	B3
R615A	B2	A3	Y614	A1	A4
R615B	B1	A3			



**COMPONENT NUMBER EXAMPLE**

Component Number		
<b>A23 A2 R1234</b>		
Assembly Number	Subassembly Number (if used)	Systematic Circuit Number

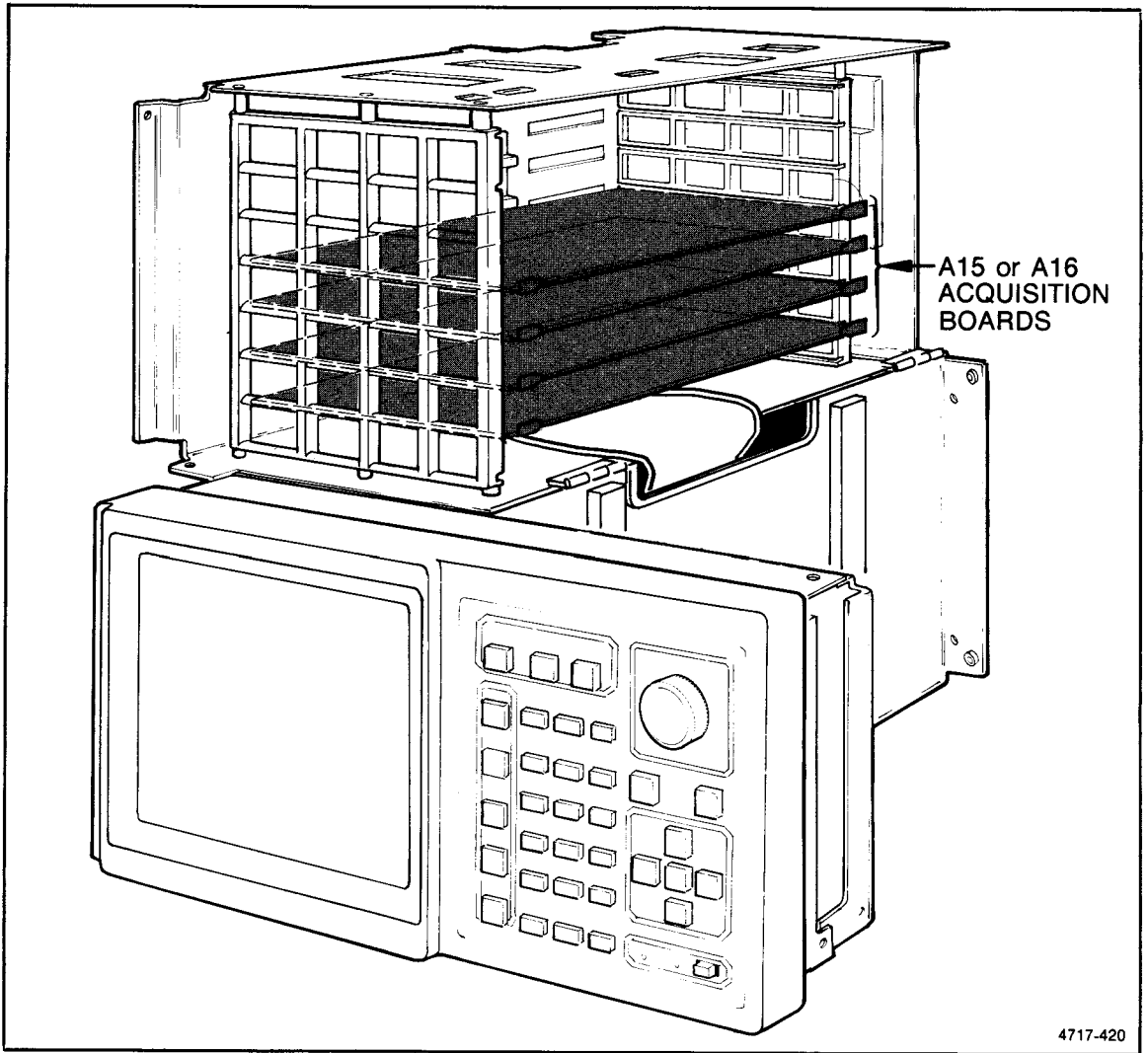
This schematic component has no Assembly Number and/or end of Reproducible Electrical Parts List.

**Static Sensitive Devices**  
See Maintenance Section

**NOTE:** Table 10-1 shows IC Pinout. (VCC & Gnd).

\*DL - INDICATES A DELAY LINE THAT IS AN ETCHED RUN ON THE CIRCUIT BOARD

**P/O A14 TRIGGER BD.**



**Figure 10-20. A15 9-Channel Acquisition Board Card Cage Locations.**

F E D C B A

4

3

2

1

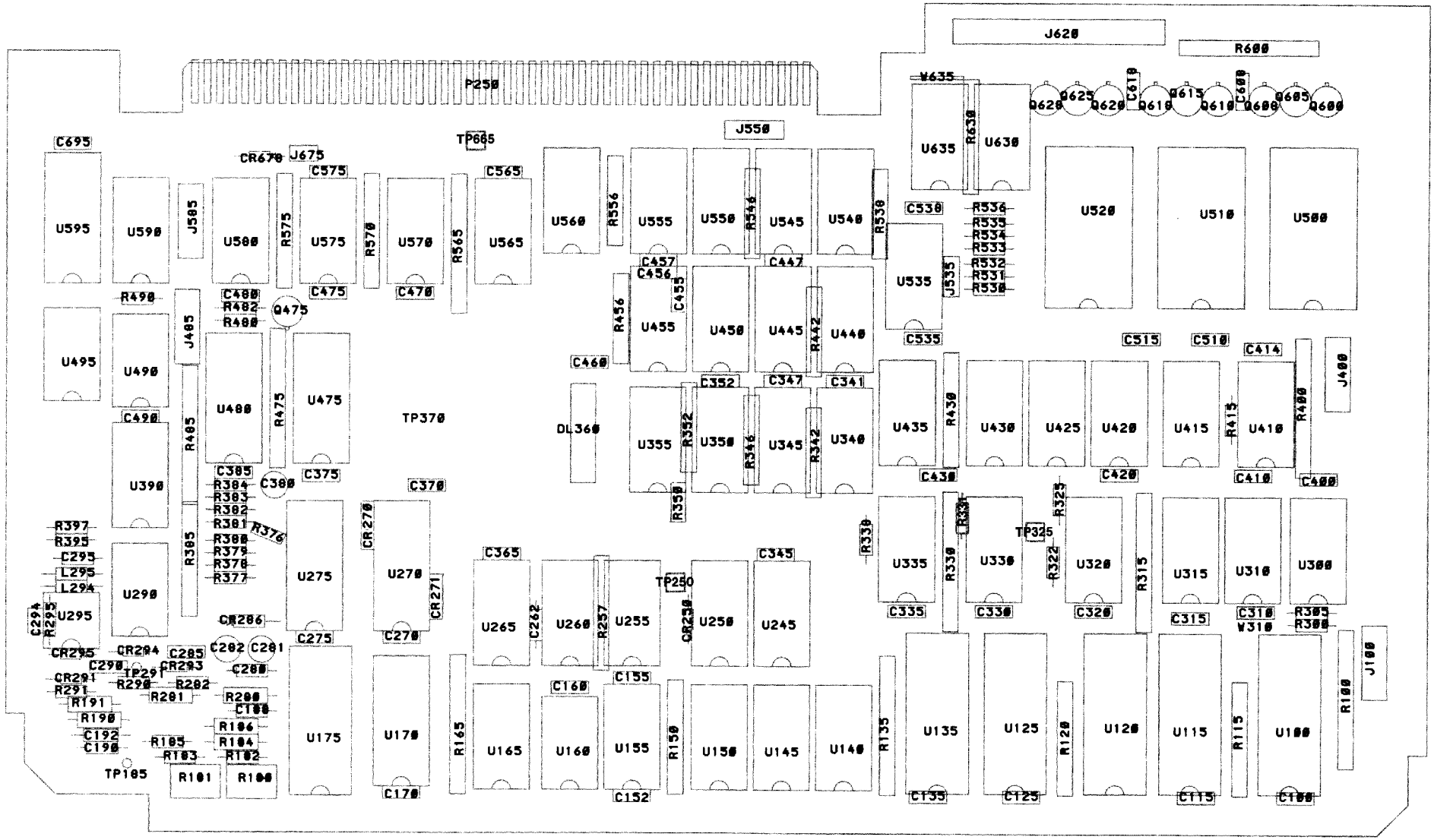


Figure 10-19. A15 9-Channel Acquisition Board Component Locations.



Table 10-28

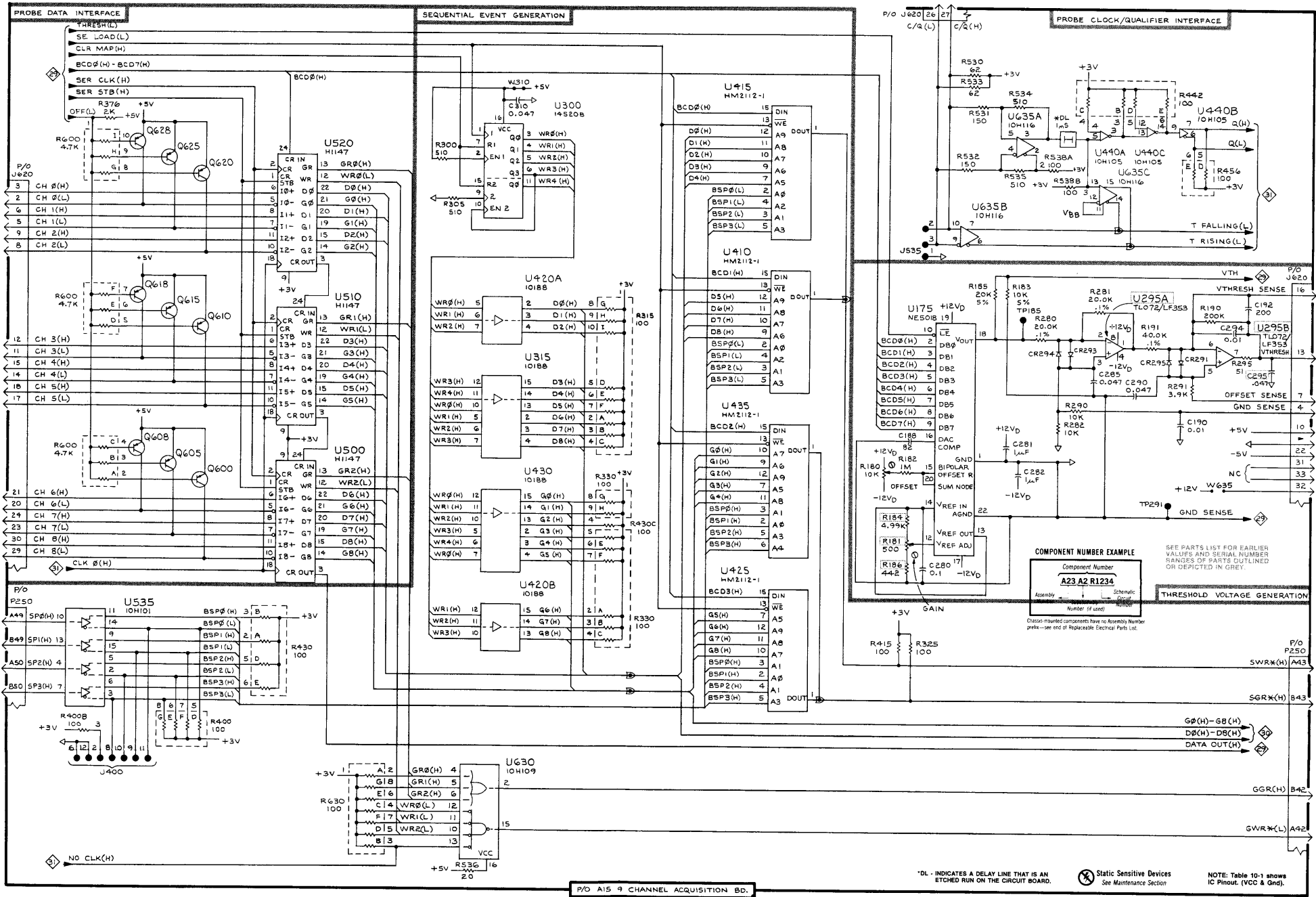
FRONT END CIRCUITS

28

— 9-CHANNEL ACQ. BOARD, ASSEMBLY A15

CIRCUIT NUMBER	SCHEMATIC LOCATION	BOARD LOCATION	CIRCUIT NUMBER	SCHEMATIC LOCATION	BOARD LOCATION
C188	E3	E1	R400F	B5	A2
C190	F3	F1	R400G	B5	A2
C192	F3	F1	R415	E5	A2
C280	E4	E1	R430A	B5	B2
C281	E3	E1	R430B	B5	B2
C282	F4	E1	R430C	D4	B2
C285	F3	E1	R430D	B5	B2
C290	F3	F1	R430E	B5	B2
C294	F3	F1	R442B	F1	C3
*C295	F3	F2	R442C	F1	C3
C310	C1	A1	R442D	F1	C3
CR291	F3	F1	R442E	F1	C3
CR293	F3	E1	R456D	F2	D3
CR294	F3	F1	R456E	F2	D3
CR295	F3	F1	R530	E1	B3
J400	A5	A3	R531	E1	B3
J535	E2	B3	R532	E2	B3
J620	F3	B4	R533	E1	B3
J620	A2	B4	R534	F1	B3
J620	E1	B4	R535	F2	B3
P250	A5	D4	R536	C5	B3
P250	F5	D4	R538A	F2	C3
Q600	B4	A4	R538B	F2	C3
Q605	A4	A4	R600A	A4	A4
Q608	A4	A4	R600B	A4	A4
Q610	B3	A4	R600C	A4	A4
Q615	A3	A4	R600D	A3	A4
Q618	A3	B4	R600E	A3	A4
Q620	B2	B4	R600F	A3	A4
Q625	A2	B4	R600G	A2	A4
Q628	A2	B4	R600H	A2	A4
R180	E4	E1	R600I	A2	A4
*R181	E4	E1	R630	B5	B4
R182	E4	E1	TP185	F3	F1
R183	E2	E1	TP291	F4	F1
*R184	E4	E1	U175	E3	E1
R185	E2	E1	*U295A	F3	F1
*R186	E4	E1	*U295B	F3	F1
R190	F3	F1	U300	C2	A2
R191	F3	F1	U315	C3	A2
R280	F3	E1	U410	D3	A2
R281	F3	F1	U415	D2	A2
R282	F3	E1	U420A	C3	B2
R290	F3	F1	U420B	C5	B2
R291	F3	F1	U425	D5	B2
R295	F3	F1	U430	C4	B2
R300	C2	A1	U435	D4	C2
R305	C2	A1	U440A	F2	C3
R315	D3	B2	U440B	F1	C3
R325	E5	B2	U440C	F2	C3
R330A	D5	B2	U500	B4	A3
R330B	D5	B2	U510	B3	A3
R330C	D5	B2	U520	B2	B3
R330E	D4	B2	U535	A5	C3
R330F	D4	B2	U630	C5	B4
R330G	D4	B2	U635A	F2	B4
R330H	D4	B2	U635B	E2	B4
R376	A1	E2	U635C	F2	B4
R400B	A5	A2	U635D	F2	B4
R400D	B5	A2	W310	C1	A1
R400E	B5	A2	W635	F4	B4

\*SEE PARTS LIST FOR SERIAL NUMBER RANGES.



\*DL - INDICATES A DELAY LINE THAT IS AN ETCHED RUN ON THE CIRCUIT BOARD.  
 Static Sensitive Devices See Maintenance Section  
 NOTE: Table 10-1 shows IC Pinout. (VCC & Gnd).

**COMPONENT NUMBER EXAMPLE**

Component Number	A23 A2 R1234
Assembly	
Schematic	
Part Number	
Number (if used)	

SEE PARTS LIST FOR EARLIER VALUES AND SERIAL NUMBER RANGES OF PARTS OUTLINED OR DEPICTED IN GREY.

**THRESHOLD VOLTAGE GENERATION**

Chassis-mounted components have no Assembly Number prefix - see end of Replaceable Electrical Parts List.

Table 10-29

9-CH. PROCESSOR INTERFACE

29

— 9-CHANNEL ACQ. BD., ASSEMBLY A15

CIRCUIT NUMBER	SCHEMATIC LOCATION	BOARD LOCATION	CIRCUIT NUMBER	SCHEMATIC LOCATION	BOARD LOCATION
C100	F4	A1	L295	F5	F2
C115	F4	A1	P250	A5	D4
C125	F4	B1	P250	F4	D4
C135	F4	B1	P250	A1	D4
C152	F4	D1	Q475	E2	E3
C155	F4	D1	*R165I	A5	D1
C270	F1	E1	R257C	C5	D1
C315	F5	A1	R377	D3	E2
C320	F4	B1	R378	E4	E2
C330	F5	B1	R379	D3	E2
C335	F4	C1	R380	D3	E2
C341	F5	C3	R381	E4	E2
C345	F5	C2	R382	E5	E2
C347	F4	C3	R383	D4	E2
C352	F5	C3	R384	C4	E2
C365	F5	D2	R385C	F1	E2
C370	F5	E2	R475	B1	E2
C380	F5	E2	R475I	D3	E2
C385	F5	E2	R480	E1	E3
C400	F4	A2	R482	C1	E3
C410	F5	A2	R485A	D4	E2
C414	F4	A3	R485B	D4	E2
C420	F5	B2	R485C	D4	E2
C430	F4	B2	R485F	E4	E2
C447	F5	C3	R485G	E4	E2
C457	F5	D3	R485H	D4	E2
C460	F4	D3	R485I	E2	E2
C470	F4	E3	R490	C3	F3
C475	F4	E3	*TP250	F5	D2
C480	F5	E3	*TP325	F5	B2
C490	F5	F2	TP370	F5	E2
C510	F5	A3	*TP665	F5	D4
C515	F4	B3	U145	C4	C1
C535	F5	C3	U165	B4	D1
C538	F4	C3	U245	C4	C1
C565	F5	D3	U260A	E3	D1
C575	F5	E3	U265	B4	D1
C608	F5	A4	U270	F1	E2
C618	F5	B4	U290A	D3	F2
C695	F5	F4	U290B	E2	F2
CR270	F2	E2	U290C	E4	F2
CR271	F1	E2	U290D	E4	F2
CR286	E5	E1	U390	E4	F2
CR678	E5	E4	U480	D4	E2
J485	C2	E3	U490	F4	F3
J585	E1	E3	U495	F4	F3
J620	F2	B4	U580	C1	E3
J620	A5	B4	U590	C3	F3
L294	F5	F2	U595	B1	F3

\*SEE PARTS LIST FOR SERIAL NUMBER RANGES.

1

2

3

4

5

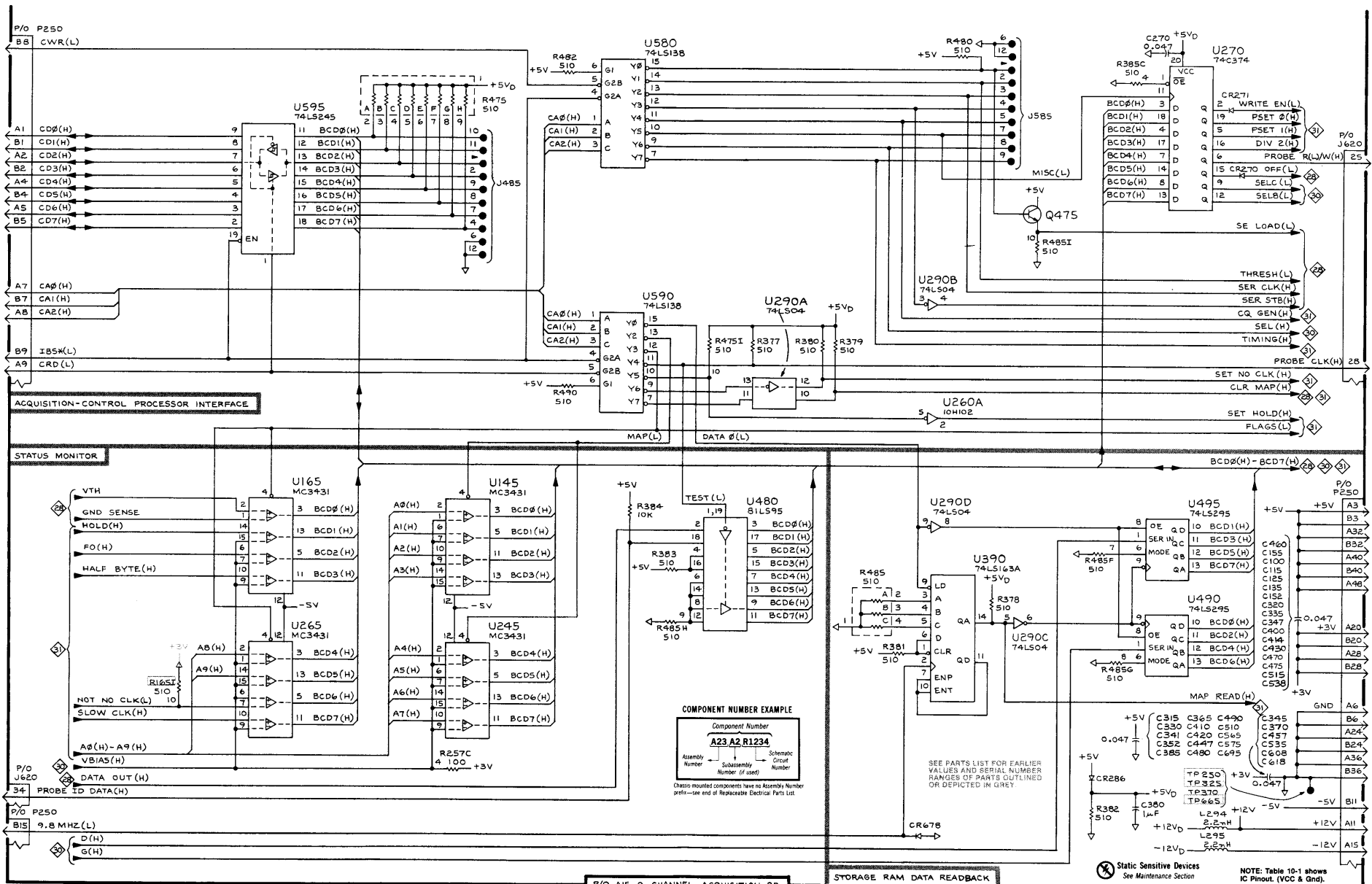


Table 10-30

STORAGE RAM & CHAIN DATA 30 — 9-CHANNEL ACQ. BD., ASSEMBLY A15

CIRCUIT NUMBER	SCHEMATIC LOCATION	BOARD LOCATION	CIRCUIT NUMBER	SCHEMATIC LOCATION	BOARD LOCATION
C160	E5	D1	R165C	F5	D1
C170	C1	E1	R395	F4	F2
J675	A2	E4	R397	F5	F2
P250	B2	D4	R400C	D4	A2
P250	A3	D4	R556A	B5	D3
R115A	D4	A1	R556B	B5	D3
R115B	D3	A1	R565	B4	D3
R115C	D3	A1	R570	B3	E3
R115D	D3	A1	R575	B2	E3
R115E	D3	A1	U100	E4	A1
R115F	D3	A1	U115	E3	A1
R115G	D3	A1	U120	E1	B1
R120A	D5	B1	U125	F3	B1
R120B	D5	B1	U135	F1	B1
R120C	D3	B1	U155B	E5	D1
R120D	D3	B1	U160A	F5	D1
R120E	D5	B1	U160B	F4	D1
R120F	D5	B1	U170	C1	E1
R135B	D4	C1	U310	C4	A2
R135C	D4	C1	U320	C3	B2
R135E	D4	C1	U330	C5	B2
R135F	D4	C1	U335	C4	C2
R135G	D4	C1	U560	B5	D3
R135H	D4	C1	U565	B4	D3
R150E	E5	C1	U570	B3	E3
R165A	C1	D1	U575	B3	E3
R165B	F4	D1			

A

B

C

D

E

F

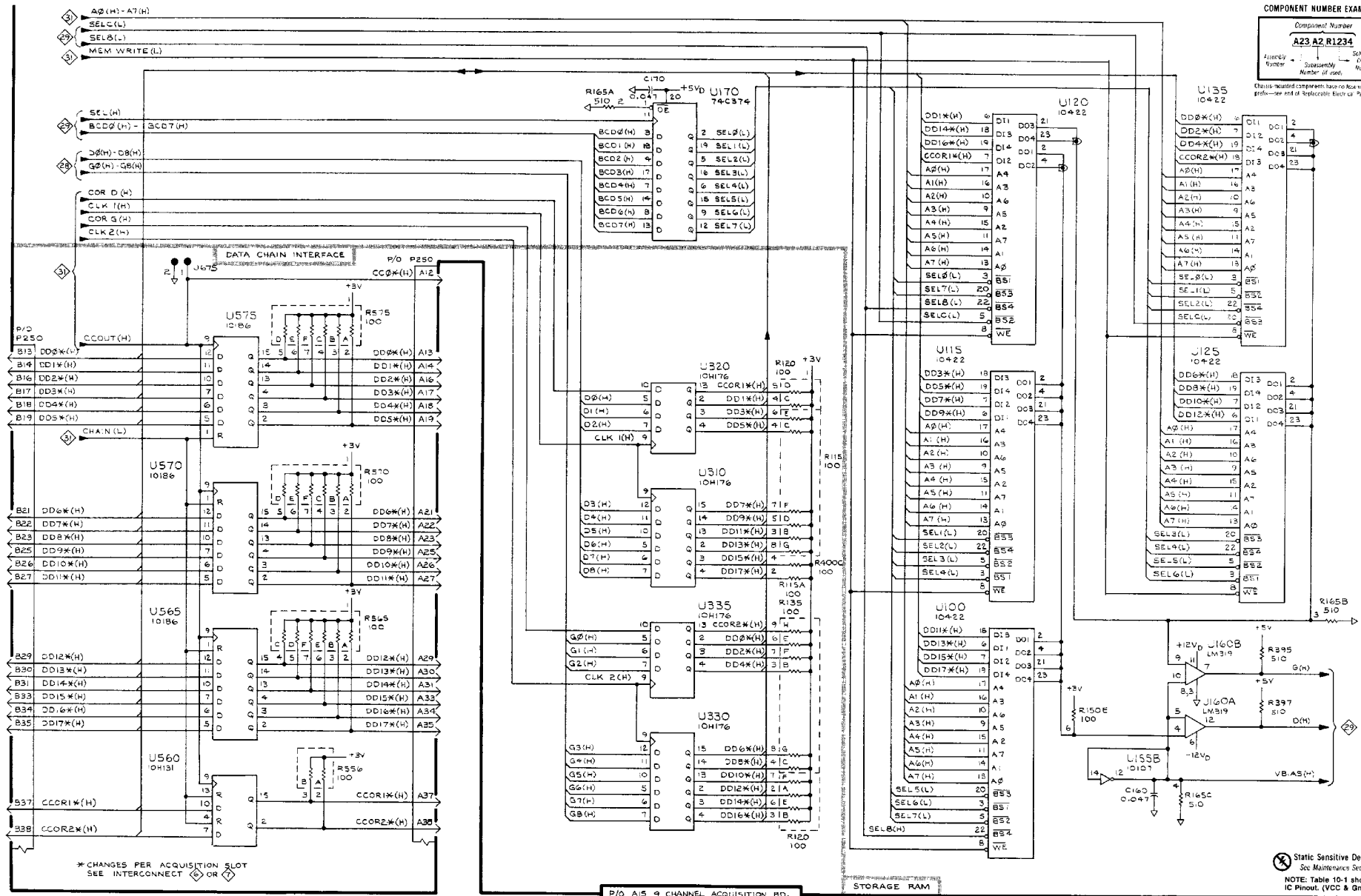
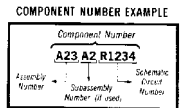
1

2

3

4

5



\* CHANGES PER ACQUISITION SLOT  
SEE INTERCONNECT  $\diamond$  OR  $\nabla$

P/O A15 9 CHANNEL ACQUISITION BD.

STORAGE RAM

Static Sensitive Devices  
See Maintenance Section  
NOTE: Table 10-1 shows  
ID Pinout. (VCC & Gnd.)

Table 10-31

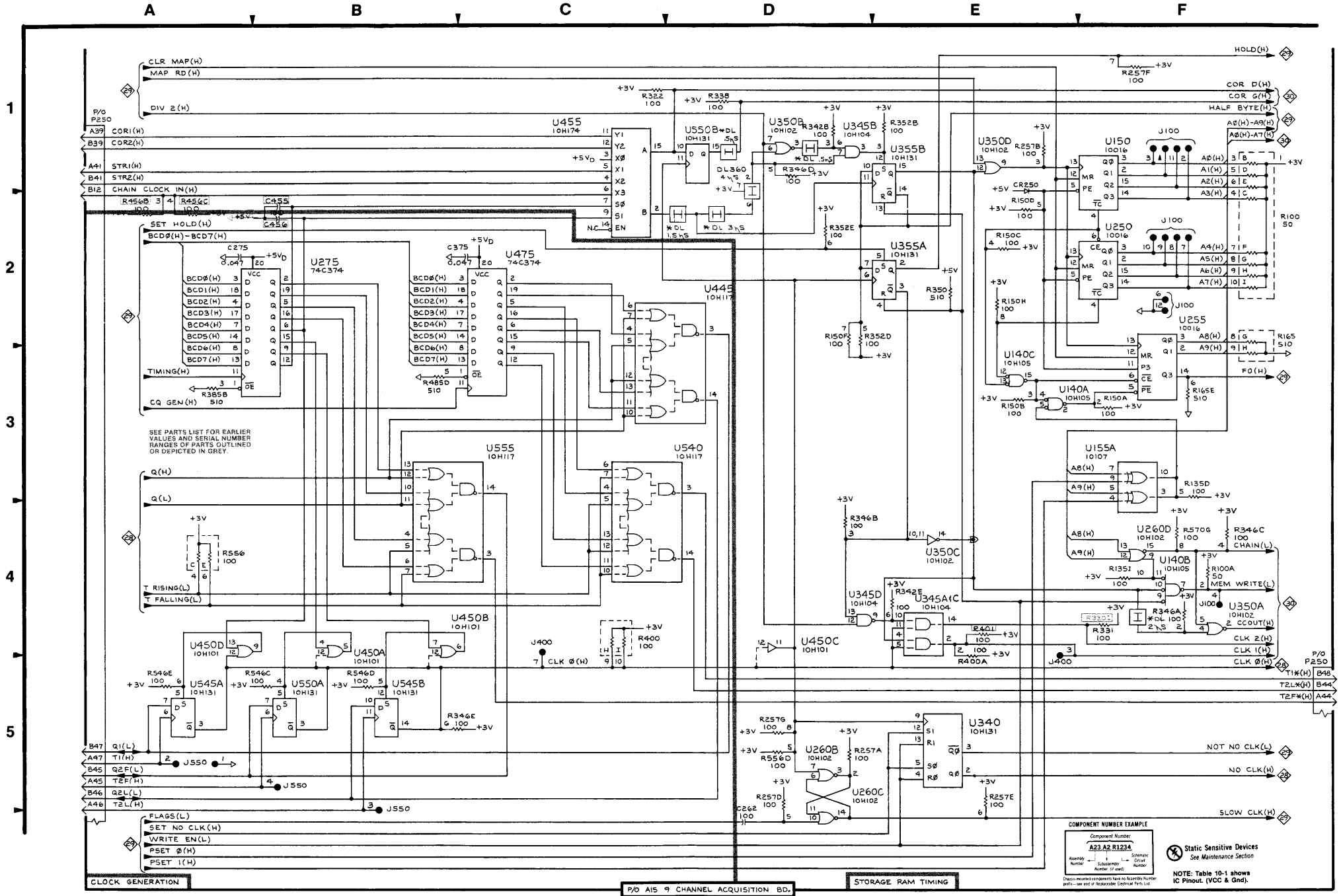
TIMING CIRCUITS

31

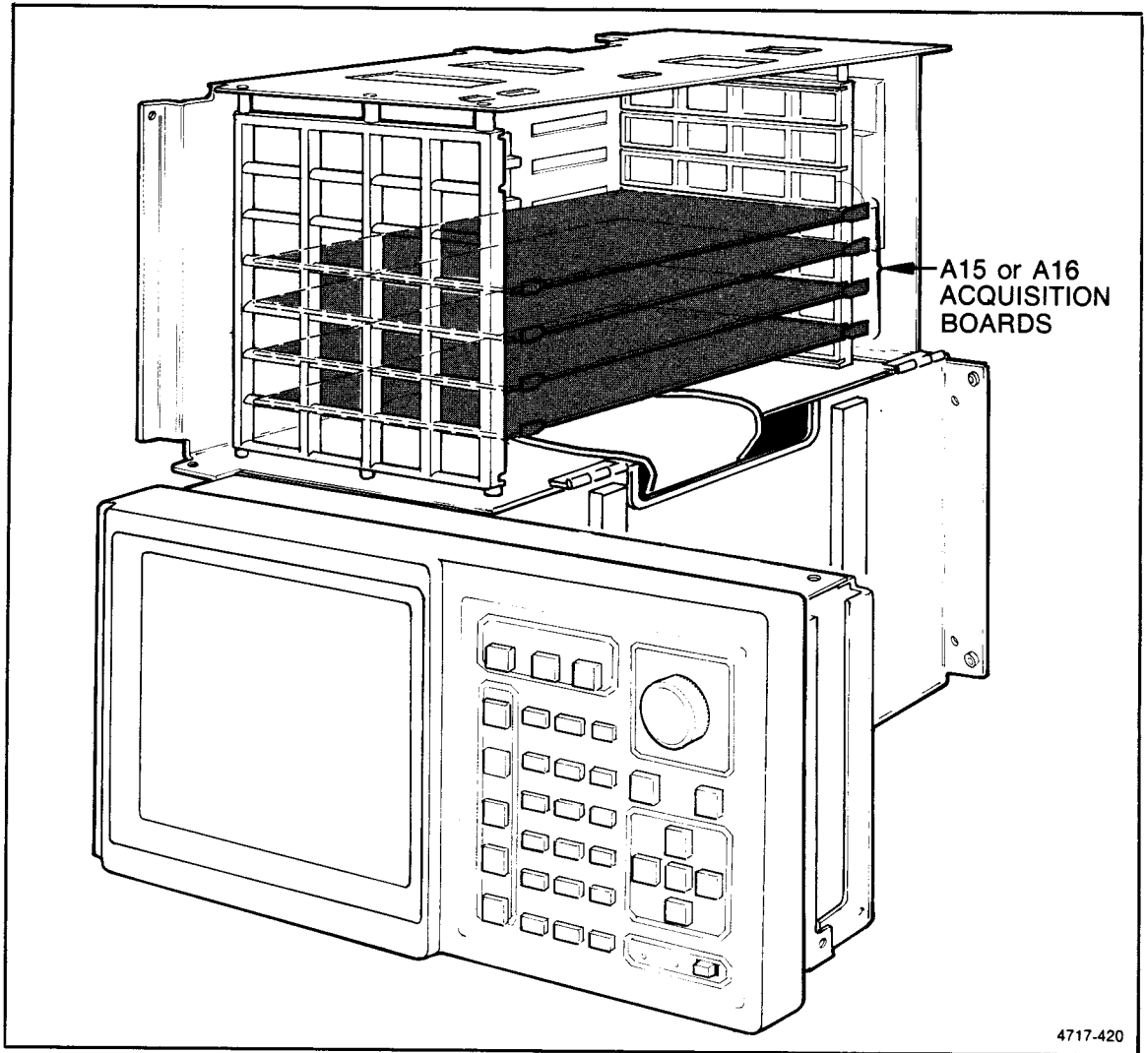
— 9-CHANNEL ACQ. BOARD, ASSEMBLY A15

CIRCUIT NUMBER	SCHEMATIC LOCATION	BOARD LOCATION	CIRCUIT NUMBER	SCHEMATIC LOCATION	BOARD LOCATION
C262	D5	D1	R385B	A3	E2
C275	A2	E1	R400A	E4	A2
C375	C2	E2	R400H	C4	A2
*C455	B2	D2	R400I	C4	A2
*C456	B2	D2	*R456B	A2	D3
CR250	E1	C1	*R456C	A2	D3
DL360	D2	D2	R485D	B3	E2
J100	F1	A1	R546C	B5	C3
J100	F4	A1	R546D	B5	C3
J100	F2	A1	R546E	A5	C3
J400	E4	A3	R556C	A4	D3
J400	C4	A3	R556D	D5	D3
J550	C5	C4	R556E	A4	D3
P250	A1	D4	R570G	F4	E3
P250	F5	D4	U140A	E3	C1
R100	F2	A1	U140B	F4	C1
R100A	F4	A1	U140C	E3	C1
R135D	F3	C1	U150	F1	C1
R135I	F4	C1	U155A	F3	D1
R150A	F3	C1	U250	F2	C1
R150B	E3	C1	U255	F3	D1
R150C	E2	C1	U260B	D5	D1
R150D	E2	C1	U260C	D5	D1
R150F	D2	C1	U260D	F4	D1
R150H	E2	C1	U275	B2	E2
R165E	F3	D1	U340	E5	C2
R165G	F2	D1	U345A	E4	C2
R165H	F2	D1	U345B	D1	C2
R257A	D5	D1	U345C	E4	C2
R257B	E1	D1	U345D	D4	C2
R257D	D5	D1	U350A	F4	C2
R257E	E5	D1	U350B	D1	C2
R257F	F1	D1	U350C	E4	C2
R257G	D5	D1	U350D	E1	C2
R322	C1	B2	U355A	E2	D2
*R330I	F4	B2	U355B	E1	D2
*R331	F4	B2	U445	C3	C3
R338	D1	C2	U450A	B4	C3
R342B	D1	C2	U450B	B4	C3
R342E	E4	C2	U450C	D4	C3
R346A	F4	C2	U450D	A4	C3
R346B	D4	C2	U455	C1	D3
R346C	F4	C2	U475	C2	E2
R346D	D1	C2	U540	C4	C3
R346E	B5	C2	U545A	A5	C3
R350	E2	D2	U545B	B5	C3
R352B	E1	C2	U550A	B5	C3
R352C	D2	C2	U550B	D1	C3
R352D	D2	C2	U555	B4	D3
R352E	D2	C2			

\*SEE PARTS LIST FOR SERIAL NUMBER RANGES.







**Figure 10-22. A16 18-Channel Acquisition Board Card Cage Locations.**

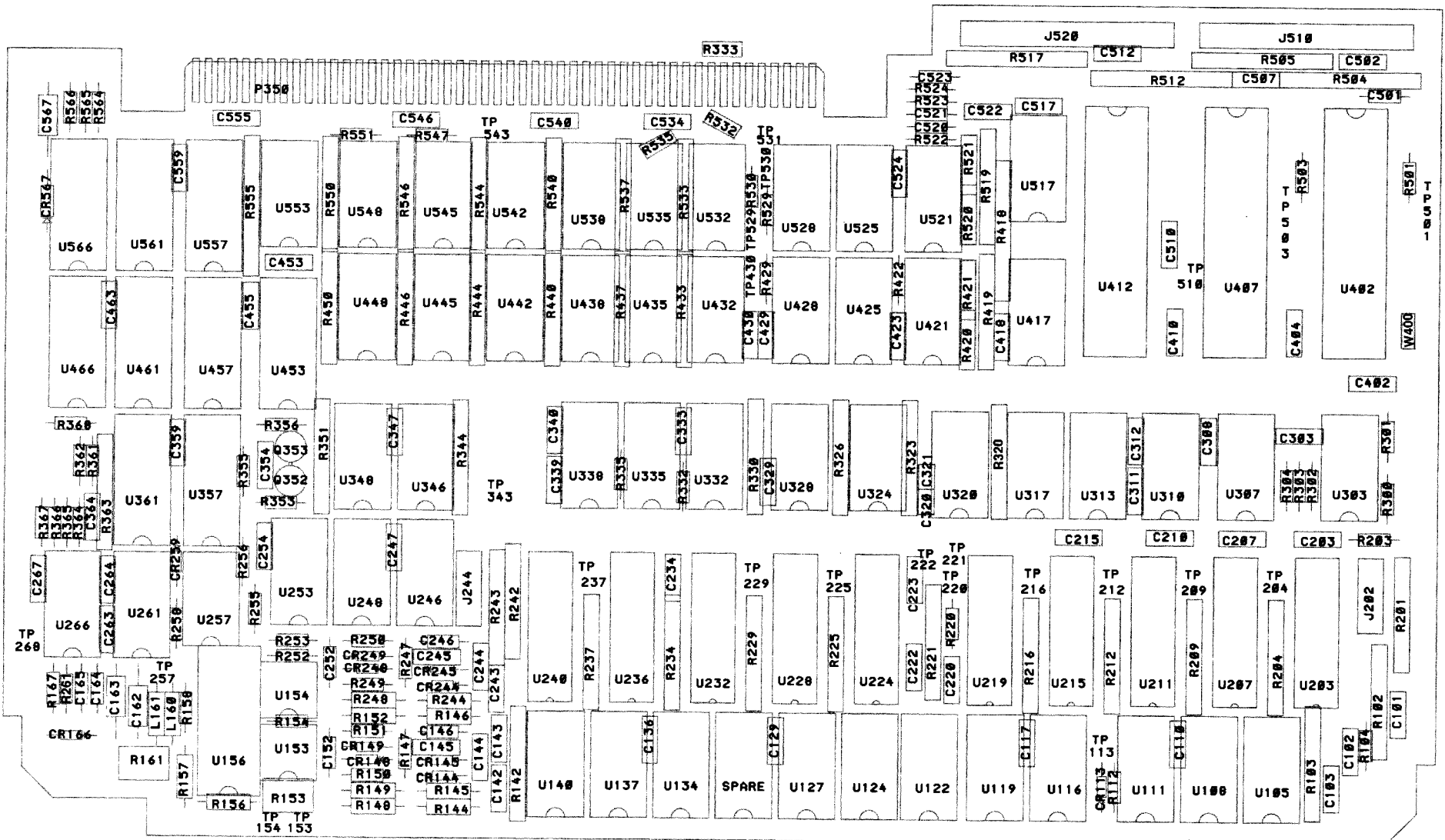


Figure 10-21. A16 18-Channel Acquisition Board Component Locations.

Table 10-32

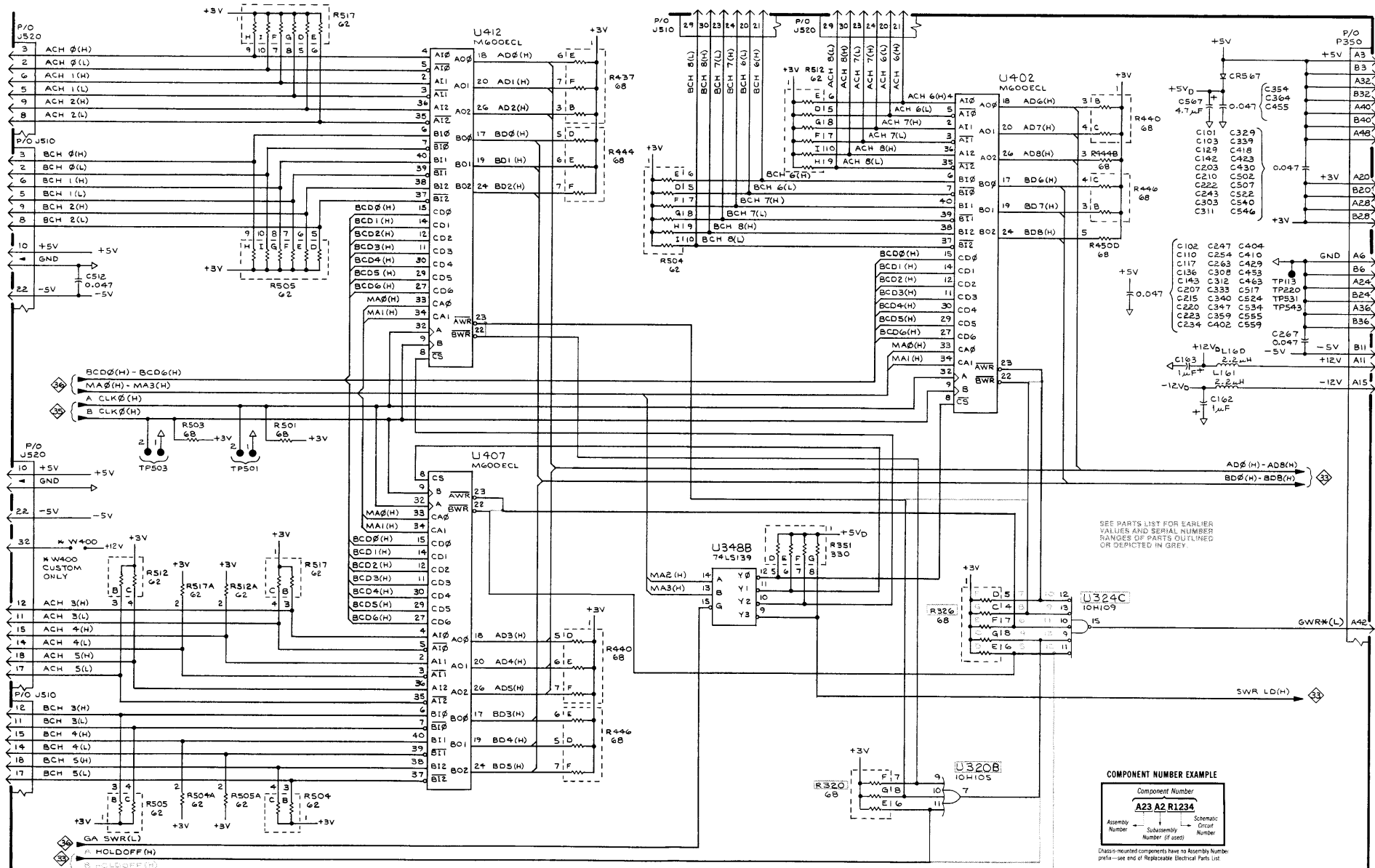
FRONT END CIRCUITS

32

— 18-CHANNEL ACQ. BOARD, ASSEMBLY A16

CIRCUIT NUMBER	SCHEMATIC LOCATION	BOARD LOCATION	CIRCUIT NUMBER	SCHEMATIC LOCATION	BOARD LOCATION
C101	F2	A1	*R326G	E4	C2
C102	F2	A1	R351D	D4	E2
C103	F2	A1	R351E	D4	E2
C110	F2	B1	R351F	D4	E2
C117	F2	B1	R351G	D4	E2
C129	F2	C1	R437B	C1	D3
C136	F2	D1	R437E	C1	D3
C142	F2	D1	R437F	C1	D3
C143	F2	D1	R440B	E1	D3
C162	F3	F1	R440C	E1	D3
C163	F3	F1	R440D	C4	D3
C203	F2	A2	R440E	C4	D3
C207	F2	A2	R440F	C4	D3
C210	F2	B2	R444B	E2	D3
C215	F2	B2	R444D	C2	D3
C220	F2	B1	R444E	C2	D3
C222	F2	C1	R444F	C2	D3
C223	F2	C2	R446B	E2	E3
C234	F2	D2	R446C	E2	E3
C243	F2	D1	R446D	C5	E3
C247	F2	E2	R446E	C5	E3
C254	F2	E2	R446F	C5	E3
C263	F2	F1	R450D	E2	E3
C267	F3	F2	R501	B3	A3
C303	F2	A2	R503	A3	A3
C308	F2	A2	R504A	A5	A4
C311	F2	B2	R504B	B5	A4
C312	F2	B2	R504C	B5	A4
C329	F2	C2	R504D	D2	A4
C333	F2	D2	R504E	D2	A4
C339	F2	D2	R504F	D2	A4
C340	F2	D2	R504G	D2	A4
C347	F2	E2	R504H	D2	A4
C354	F1	E2	R504I	D2	A4
C359	F2	F2	R505A	B5	A4
C364	F1	F2	R505B	A5	A4
C402	F2	A3	R505C	A5	A4
C404	F2	A3	R505D	B2	A4
C410	F2	B3	R505E	B2	A4
C418	F2	B3	R505F	B2	A4
C423	F2	C3	R505G	B2	A4
C429	F2	C3	R505H	B2	A4
C430	F2	C3	R505I	B2	A4
C453	F2	E3	R512A	B4	B4
C455	F1	E3	R512B	A4	B4
C463	F2	F3	R512C	A4	B4
C502	F2	A4	R512D	D1	B4
C507	F2	A4	R512E	D1	B4
C512	A2	B4	R512F	D1	B4
C517	F2	B4	R512G	D1	B4
C522	F2	B4	R512H	D1	B4
C524	F2	C3	R512I	D1	B4
C534	F2	D4	R517A	A4	B4
C540	F2	D4	R517B	B4	B4
C546	F2	E4	R517C	B4	B4
C555	F2	E4	R517D	B1	B4
C559	F2	F3	R517E	B1	B4
C567	F1	F4	R517F	B1	B4
CR567	F1	F3	R517G	B1	B4
J510	A5	A4	R517H	B1	B4
J510	D1	A4	R517I	B1	B4
J510	A2	A4	TP113	F2	B1
J520	D1	B4	TP220	F2	B2
J520	A3	B4	TP501	B3	A3
J520	A1	B4	TP503	A3	A3
L160	F3	F1	TP531	F2	C4
L161	F3	F1	TP543	F2	D4
P350	F1	E4	*U320B	E5	B2
*R320E	E5	B4	*U324B	E4	C2
*R320F	E5	B4	U348B	D4	E2
*R320G	E5	B4	U402	E1	A3
*R326C	E4	C2	U407	C4	A3
*R326D	E4	C2	U412	C1	B3
*R326E	E4	C2	*W400	A4	A3
*R326F	E4	C2			

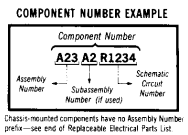
\*SEE PARTS LIST FOR SERIAL NUMBER RANGES.



PROBE DATA INTERFACES AND GLOBAL EVENT GENERATION

P/O A16 18 CHANNEL ACQUISITION BD.

Static Sensitive Devices  
See Maintenance Section



NOTE: Table 10-1 shows IC Pinout. (VCC & Gnd).

Table 10-33

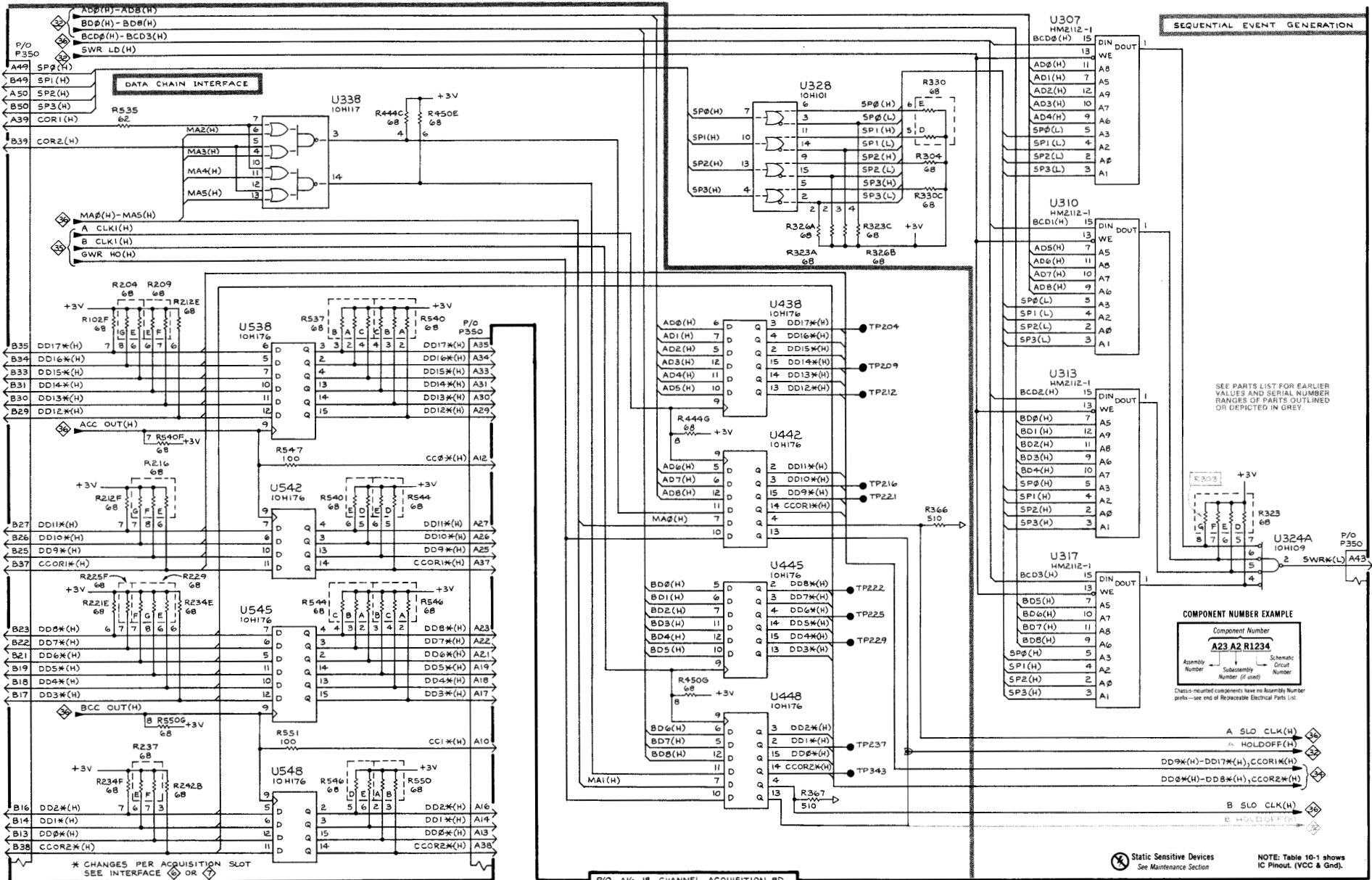
DATA CHAIN INTERFACE

33

— 18-CHANNEL ACQ. BOARD, ASSEMBLY A16

CIRCUIT NUMBER	SCHEMATIC LOCATION	BOARD LOCATION	CIRCUIT NUMBER	SCHEMATIC LOCATION	BOARD LOCATION
P350	A1	E4	R540A	B2	D3
P350	F4	E4	R540B	B2	D3
P350	B3	E4	R540C	B2	D3
R102F	A2	A1	R540D	B3	D3
R204E	A2	A1	R540E	B3	D3
R204G	A2	A1	R540F	A3	D3
R209E	A2	A1	R544A	B4	D3
R209F	A2	A1	R544B	B4	D3
R212E	A2	B1	R544C	B4	D3
R212F	A3	B1	R544D	B3	D3
R216E	A3	B1	R544E	B3	D3
R216F	A3	B1	R546A	B4	E3
R216G	A3	B1	R546B	B4	E3
R221E	A4	B1	R546C	B4	E3
R225F	A4	C1	R546D	B5	E3
R229E	A4	C1	R546E	B5	E3
R229F	A4	C1	R547	B3	E4
R229G	A4	C1	R550A	B5	E3
R234E	A4	D1	R550B	B5	E3
R234F	A5	D1	R550G	A5	E3
R237E	A5	D1	R551	B5	E4
R237F	A5	D1	TP204	D2	A2
R242B	A5	D2	TP209	D3	A2
*R303	F3	A2	TP212	D3	B2
R304	E1	A2	TP216	D3	B2
R323A	D2	C2	TP221	D3	B2
R323C	D2	C2	TP222	D4	C2
R323D	F3	C2	TP225	D4	C2
R323E	F3	C2	TP229	D4	C2
R323F	F3	C2	TP237	D5	D2
*R323GF	F3	C2	TP343	D5	D2
R326A	D2	C2	U307	E1	A2
R326B	D2	C2	U310	E2	B2
R330C	E2	C2	U313	E3	B2
R330D	E1	C2	U317	E4	B2
R330E	E1	C2	U324A	F4	C2
R366	E4	F2	U328	D1	C2
R367	D5	F2	U338	B1	D2
R444C	B1	D3	U438	D2	D3
R444G	D3	D3	U442	D3	D3
R450E	B1	E3	U445	D4	D3
R450G	D5	E3	U448	D5	E3
R535	A1	D4	U538	B3	D3
R537A	B2	D3	U542	B4	D3
R537B	B2	D3	U545	B4	D3
R537C	B2	D3	U548	B5	E3

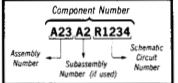
\*SEE PARTS LIST FOR SERIAL NUMBER RANGES.



**SEQUENTIAL EVENT GENERATION**

SEE PARTS LIST FOR EARLIER VALUES AND SERIAL NUMBER RANGES OF PARTS OUTLINED OR DEPICTED IN GREY.

**COMPONENT NUMBER EXAMPLE**



Chars-in-mounted components have no Assembly Number prefix—see end of Encapsulated Electrical Parts List.

Static Sensitive Devices See Maintenance Section

NOTE: Table 10-1 shows IC Pinout. (VCC & Gnd).

P/O A16 18 CHANNEL ACQUISITION BD.

\* CHANGES PER ACQUISITION SLOT SEE INTERFACE OR

Table 10-34

STORAGE RAMS &amp; READBACK

34

— 18-CHANNEL ACQ. BD., ASSEMBLY A16

CIRCUIT NUMBER	SCHEMATIC LOCATION	BOARD LOCATION	CIRCUIT NUMBER	SCHEMATIC LOCATION	BOARD LOCATION
CR113	A1	B1	R242C	C4	D2
J202	A1	A2	R242D	C4	D2
J202	B1	A2	R242E	C4	D2
J202	B2	A2	R243A	C4	D2
J244	A4	D2	R243C	C4	D2
J244	B5	D2	R243E	C4	D2
J244	B4	D2	R243F	C4	D2
R102B	C1	A1	R243G	C4	D2
R102C	C1	A1	R256	F4	E2
R102E	C2	A1	U105C	B2	A1
R102G	A1	A1	U105D	A3	A1
R103A	A3	A1	U108B	B3	A1
R103C	B2	A1	U108C	B2	A1
R103D	A1	A1	U111	B2	B1
R103E	A2	A1	U116	B2	B1
R103F	B3	A1	U119	B1	B1
R103G	A1	A1	U122	B4	B1
R142B	B5	D1	U124A	B3	C1
R142C	B5	D1	U124B	B5	C1
R142E	A5	D1	U124C	B5	C1
R142F	A4	D1	U124D	B3	C1
R142G	A5	D1	U127	B4	C1
R201A	C1	A2	U134	B5	C1
R201B	C1	A2	U137B	B5	D1
R201C	C2	A2	U137C	B5	D1
R201D	C2	A2	U140A	A5	D1
R201E	C2	A2	U140C	B5	D1
R201F	C2	A2	U203	D1	A1
R201G	C2	A2	U207	D2	A1
R209A	B3	A1	U211	D2	B1
R220	B2	B1	U215	E1	B1
R221A	B5	B1	U219	E2	B1
R221C	C2	B1	U224	D4	C1
R221D	C5	B1	U228	D4	C1
R221F	B3	B1	U232	D5	C1
R221G	B5	B1	U236	E4	D1
R225C	A4	C1	U240	E4	D1
R225D	C5	C1	U246	F1	E2
R225E	C5	C1	U248	F4	E2
R234D	B5	D1	U253	F3	E2

A

B

C

D

E

F

1

2

3

4

5

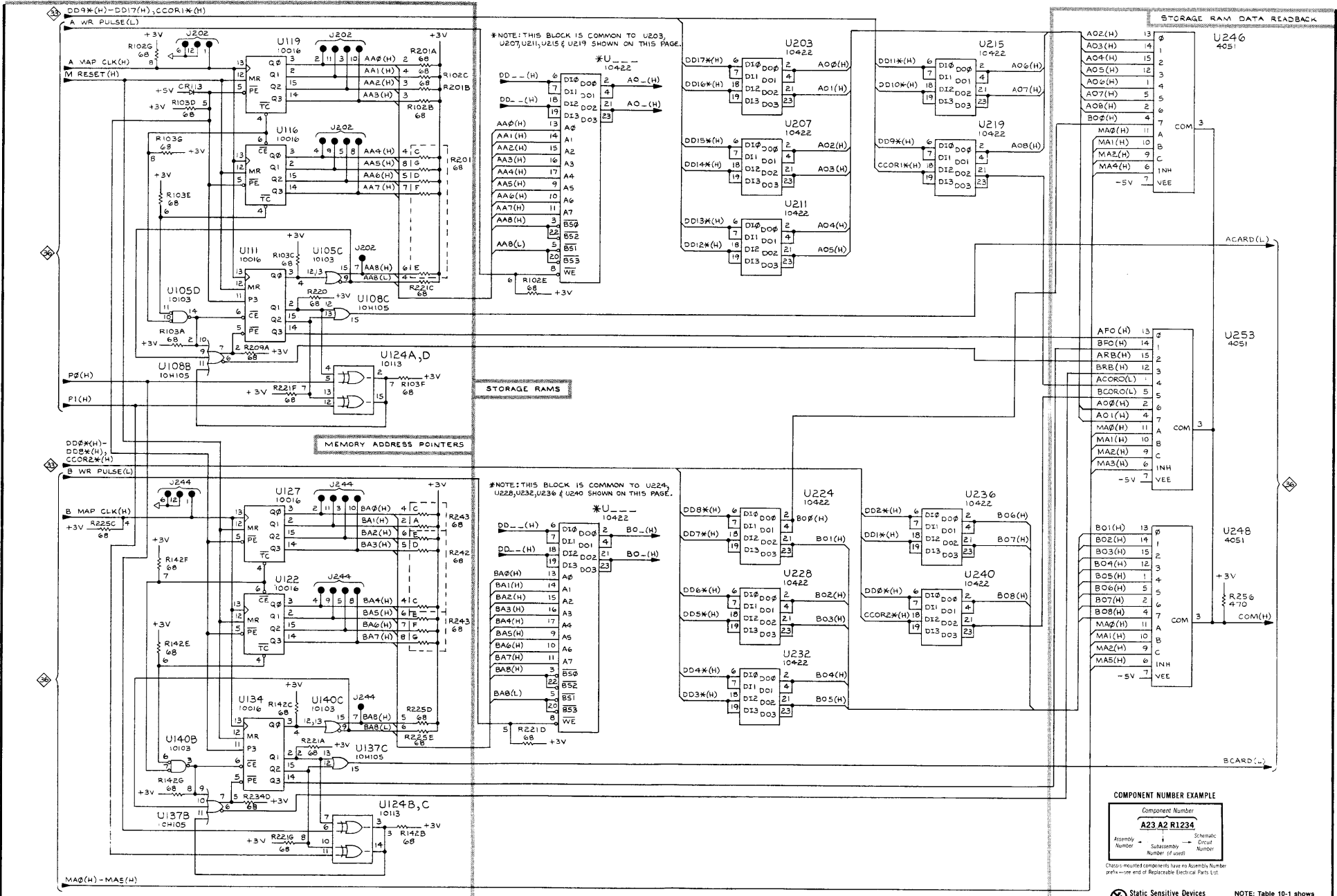




Table 10-35

CLOCK GENERATION

35

— 18-CHANNEL ACQ. BOARD, ASSEMBLY A16

CIRCUIT NUMBER	SCHEMATIC LOCATION	BOARD LOCATION	CIRCUIT NUMBER	SCHEMATIC LOCATION	BOARD LOCATION
C144	F1	D1	R420B	A4	B3
C145	F1	D1	R421A	B4	B3
C146	F1	D1	R421B	B4	B3
C152	F2	E1	R422	F4	C3
C164	E3	F1	R429	E5	C3
C165	D2	F1	R433C	B3	D3
C244	F2	D1	R433E	C5	D3
C245	F2	D1	R433F	C5	D3
C246	F2	D1	R433G	B3	D3
C252	F3	E1	R437C	C5	D3
C264	D2	F2	R437D	C5	D3
C501	F2	A4	R519A	B5	B3
C510	D2	B3	R519B	B5	B3
C520	F5	C4	R519C	A4	B3
C521	F4	C4	R519D	A5	B3
C523	F1	B4	R520A	B5	B3
CR144	F1	D1	R520B	B5	B3
CR145	F1	D1	R521A	A5	B3
CR148	E1	E1	R521B	A5	B3
CR149	E1	E1	R522	F5	B4
CR166	E3	F1	R523	F5	C4
CR244	F2	D1	R524	F4	C4
CR245	F2	D1	R529	D5	C3
CR248	E2	E1	R530	F5	C3
CR249	E2	E1	R533A	B4	D3
J510	A4	A4	R533E	B4	D3
J510	F2	A4	TP153	F1	E1
J520	A3	B4	TP154	F2	E1
J520	F1	B4	TP257	E3	F1
P350	F5	E4	TP268	E1	F1
P350	A5	E4	TP430	E5	C3
R144	F1	D1	TP529	E5	C3
R145	F1	D1	TP530	F5	C4
R146	F2	D1	U153A	F1	E1
R147	F1	E1	U153B	F1	E1
R148	F1	E1	U154A	F2	E1
R149	E1	E1	U154B	F2	E1
R150	F2	E1	U156	E1	E1
R151	E1	E1	U266A	E3	F1
R152	E2	E1	U303A	B5	A2
*R153	E3	E1	U303B	C5	A2
R154	F1	E1	U303C	B5	A2
*R156	E3	E1	U303D	C5	A2
*R157	E3	E1	U357	B2	E2
R158	E2	E1	U417A	B4	B3
R161	D2	F1	U417B	A3	B3
R167	E2	F1	U417C	A4	B3
R203	B5	A2	U417D	D2	B3
R244	F2	D1	U421A	F4	B3
R247	F2	E1	U421B	B5	B3
R248	F2	E1	U421C	B5	B3
R249	F2	E1	U421D	F4	B3
R250	E2	E1	U425	D5	C3
R252	F2	E1	U428	C4	C3
R300	B5	A2	U432	D4	C3
R301	B5	A2	U435	D3	D3
R302	B5	A2	U453	C1	E3
R368	A5	F2	U466	D1	F3
R418A	A3	B3	U517A	B5	B3
R418B	A3	B3	U517B	A5	B3
R418C	A5	B3	U517C	A4	B3
R418D	A5	B3	U521	C5	B3
R418E	A4	B3	U525A	F4	C3
R418F	A5	B3	U525B	F5	C3
R418H	A4	B3	U528A	E4	C3
R418I	A4	B3	U528B	E5	C3
R419A	A4	B3	U532	C3	C3
R419B	A4	B3	U535A	E4	D3
R419C	B4	B3	U535B	E5	D3
R419D	B4	B3	U566	B1	F3
R420A	A4	B3			

\*SEE PARTS LIST FOR SERIAL NUMBER RANGES.



Table 10-36

18-CH. TIMING &amp; PROCESSOR INTERFACE



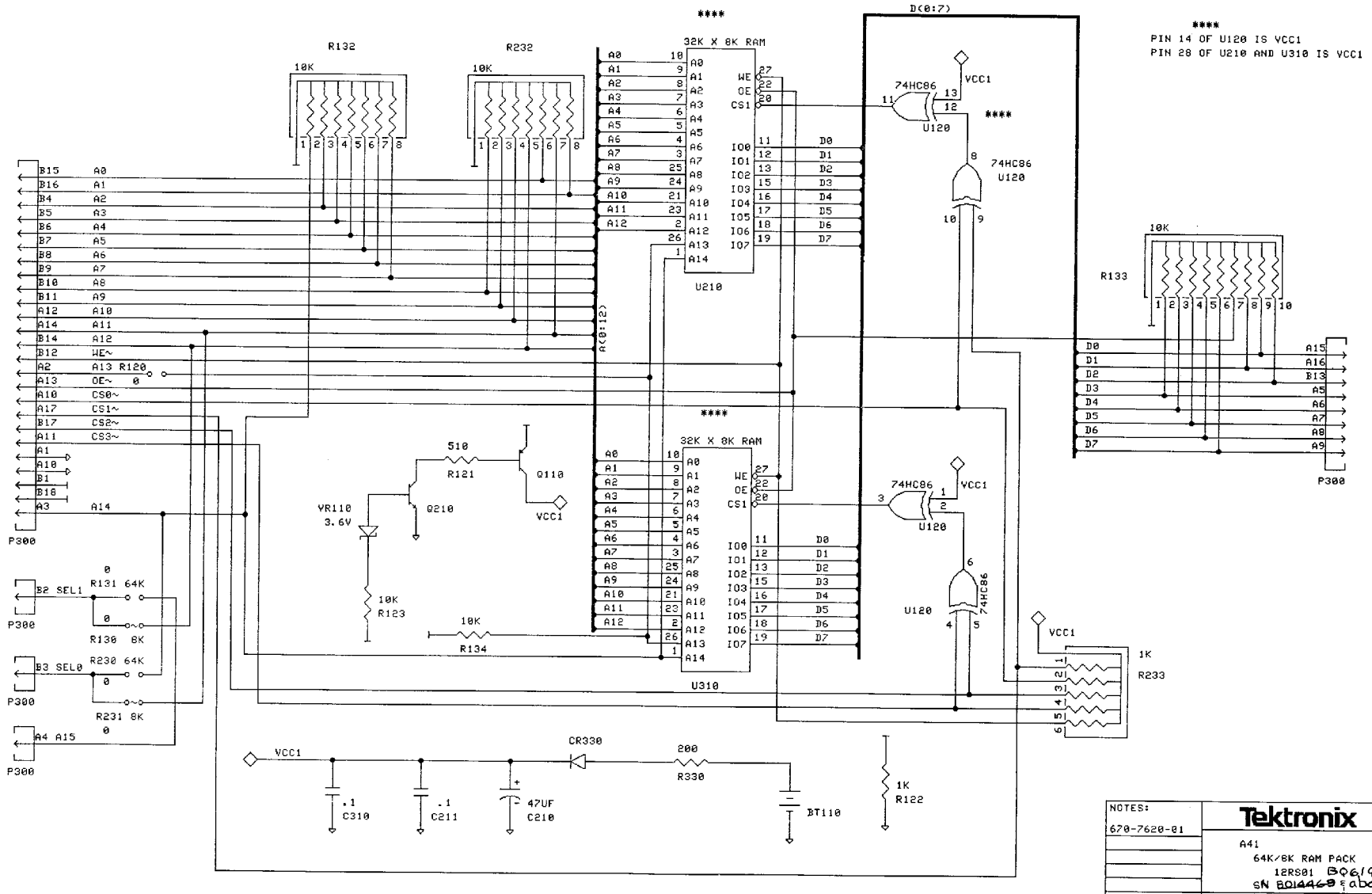
— 18-CH. ACQ., ASSEMBLY A16

CIRCUIT NUMBER	SCHEMATIC LOCATION	BOARD LOCATION	CIRCUIT NUMBER	SCHEMATIC LOCATION	BOARD LOCATION
C320	E3	C2	R361	A3	F2
C321	E5	C2	R362	A3	F2
CR259	C3	F2	R364	B5	F2
J510	F5	A4	R365	B4	F2
J510	F2	A4	R368	A5	F2
J510	A3	A4	*R532	A5	C1
J520	F1	B4	R555	B1	E3
J520	F5	B4	R555A	A1	E3
J520	A3	B4	R564	A3	F4
P350	A4	E4	R565	A3	F4
P350	A1	E4	R566	B3	F4
Q352	C4	E2	TP510	A2	A3
Q353	C2	E2	U108A	F2	A1
R103B	F2	A1	U137A	F4	D1
R104	E5	A1	U257A	D2	E1
R112	E5	B1	U257B	D2	E1
R142A	F4	D1	U257C	C3	E1
R253	F2	E1	U257D	A2	E1
R255	F4	E2	U261	C3	F1
R258	C4	F1	U266B	B3	F1
*R261	C2	F1	*U320A	E3	B2
*R320C	E3	C2	*U320B	E5	B2
*R323B	E3	C2	*U320C	E5	B2
R323G	E4	C2	U332	E2	C2
R332	E3	D2	U335	E4	D2
*R333	B5	C1	U346A	F2	E2
R335	E5	D2	U346B	F4	E2
R344B	B5	D2	U346C	F2	E2
R344C	A5	D2	U346D	F4	E2
R344D	E2	D2	U348A	B2	E2
R344E	E4	D2	U361	D3	F2
R344F	F4	D2	U457	C4	E3
R344G	F2	D2	U461	D2	F3
R351C	C2	E2	U553	B1	E3
R353	C2	E2	U557	B4	E3
R355	C4	E2	U561	B3	F3
R356	C2	E2			

\*SEE PARTS LIST FOR SERIAL NUMBER RANGES.







\*\*\*\*  
 PIN 14 OF U120 IS VCC1  
 PIN 28 OF U210 AND U310 IS VCC1

NOTES:	<b>Tektronix</b> A41 64K/8K RAM PACK 12RS01 B061918 sN B014469 f ABOVE
670-7620-01	
SHEET 1 OF 1 REV A	

13 UC 89 11108 70478EV74KRAMPACKS01 I.DRAW

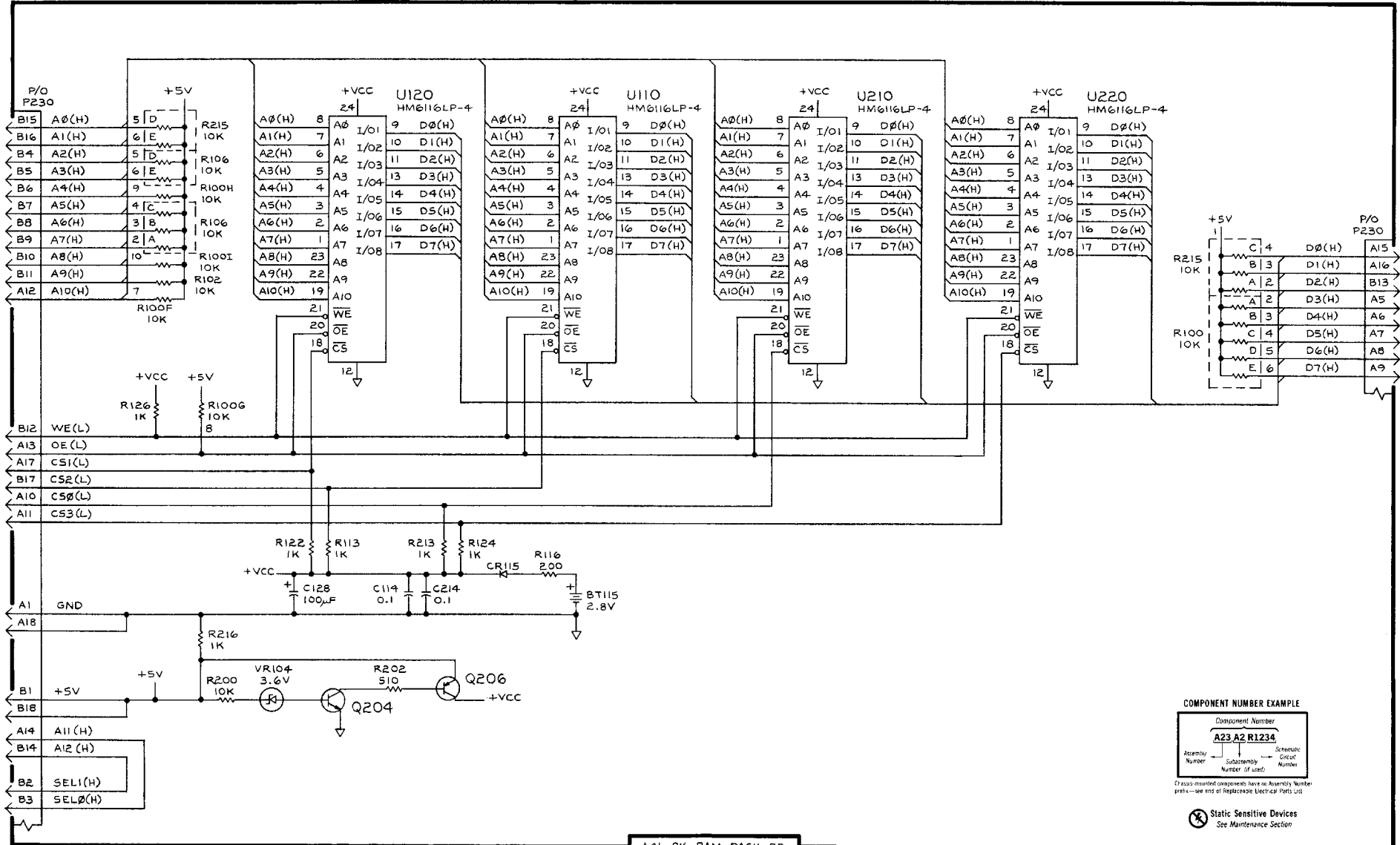
A B C D E F

1

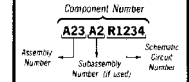
2

3

4



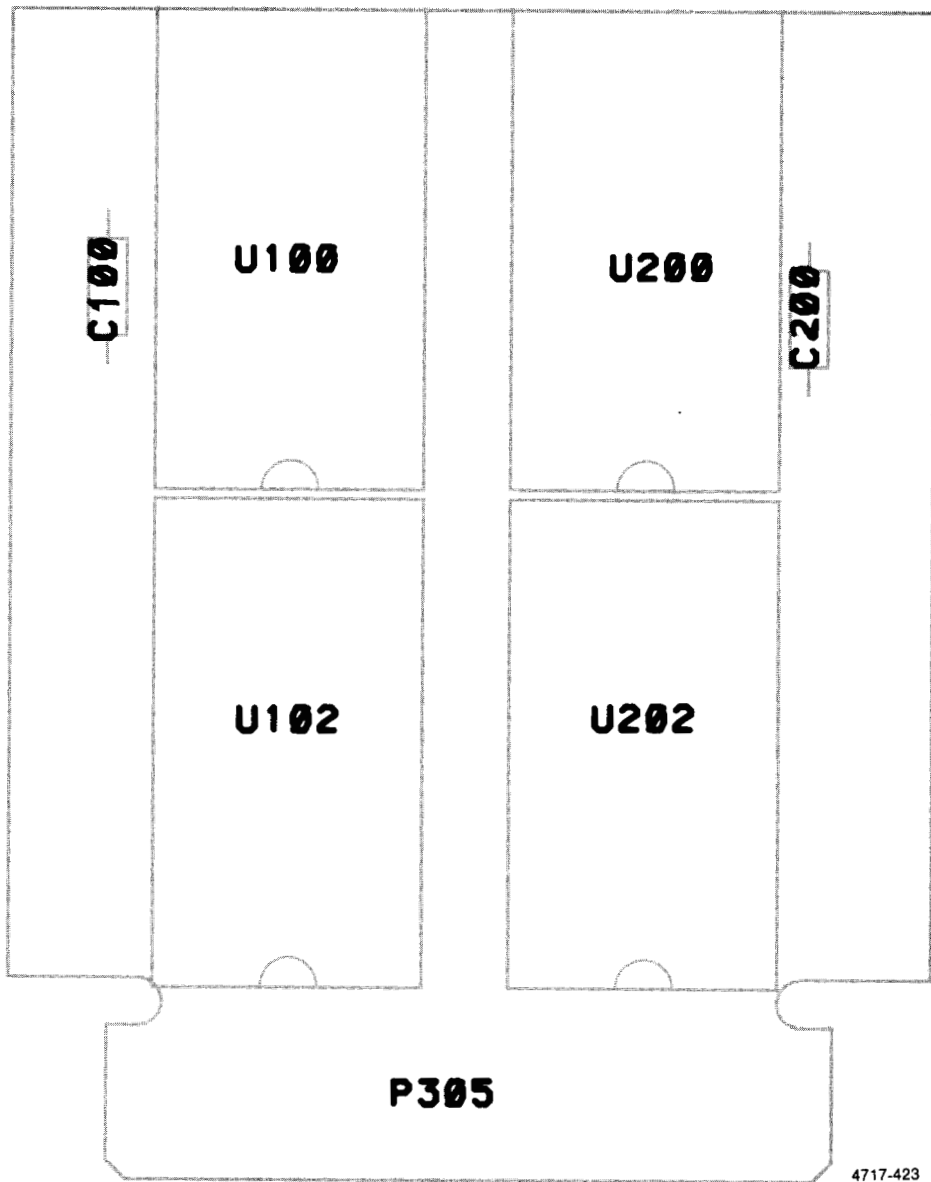
COMPONENT NUMBER EXAMPLE



Truss-mounted components have no Assembly Number pins—see end of Replaceable Electrical Parts List

ⓧ Static Sensitive Devices  
See Maintenance Section

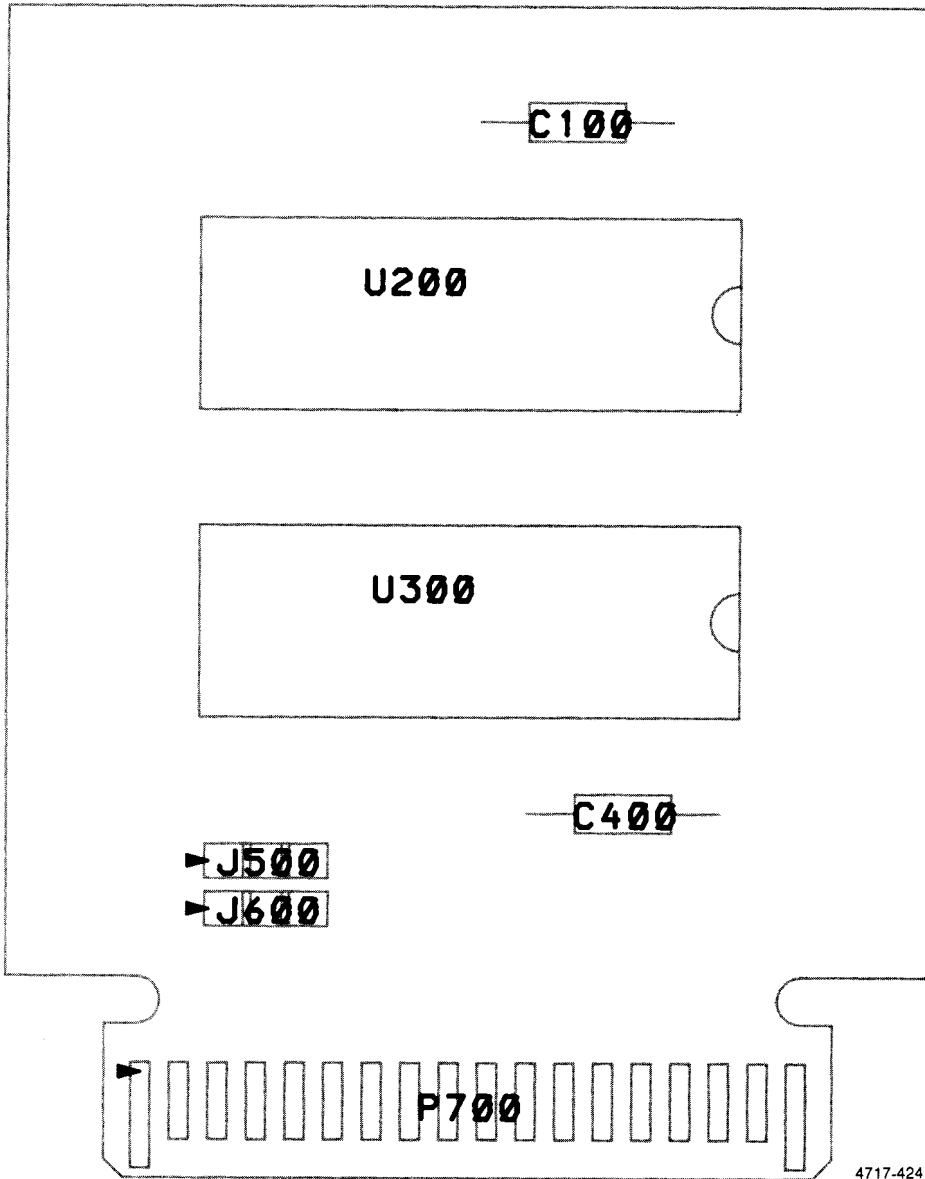
A41 8K RAM PACK BD.



4717-423

**Figure 10-24. A42 32K EPROM Pack Component Locations.** This board is used for the empty and blank 32K EPROM packs (12RS11, 12RS12).





4717-424

**Figure 10-25. A43 32K/64K ROM Pack Component Locations.** This board is used for all Tektronix-programmed ROM packs.

A B C D E F

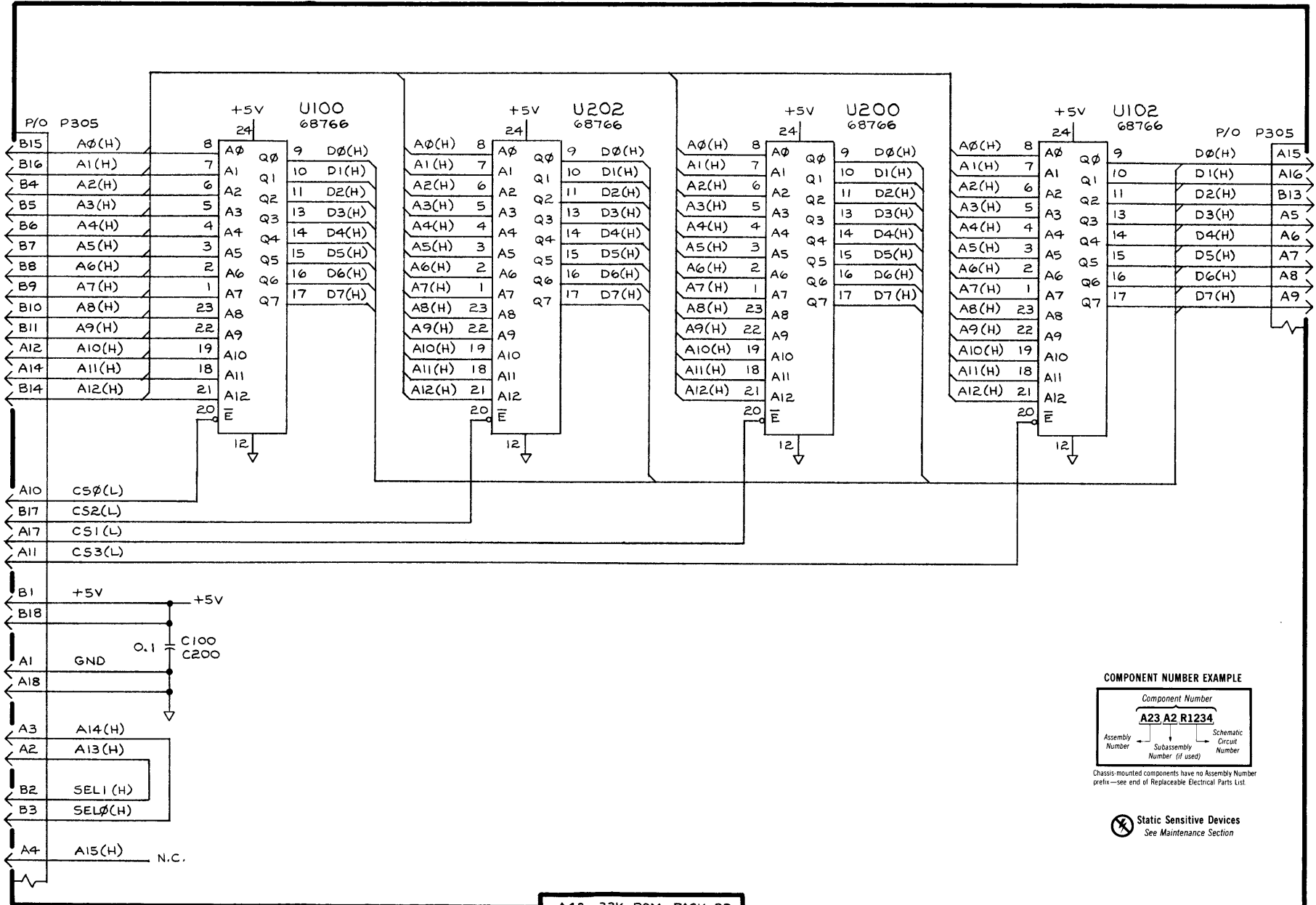
1

2

3

4

5



**COMPONENT NUMBER EXAMPLE**

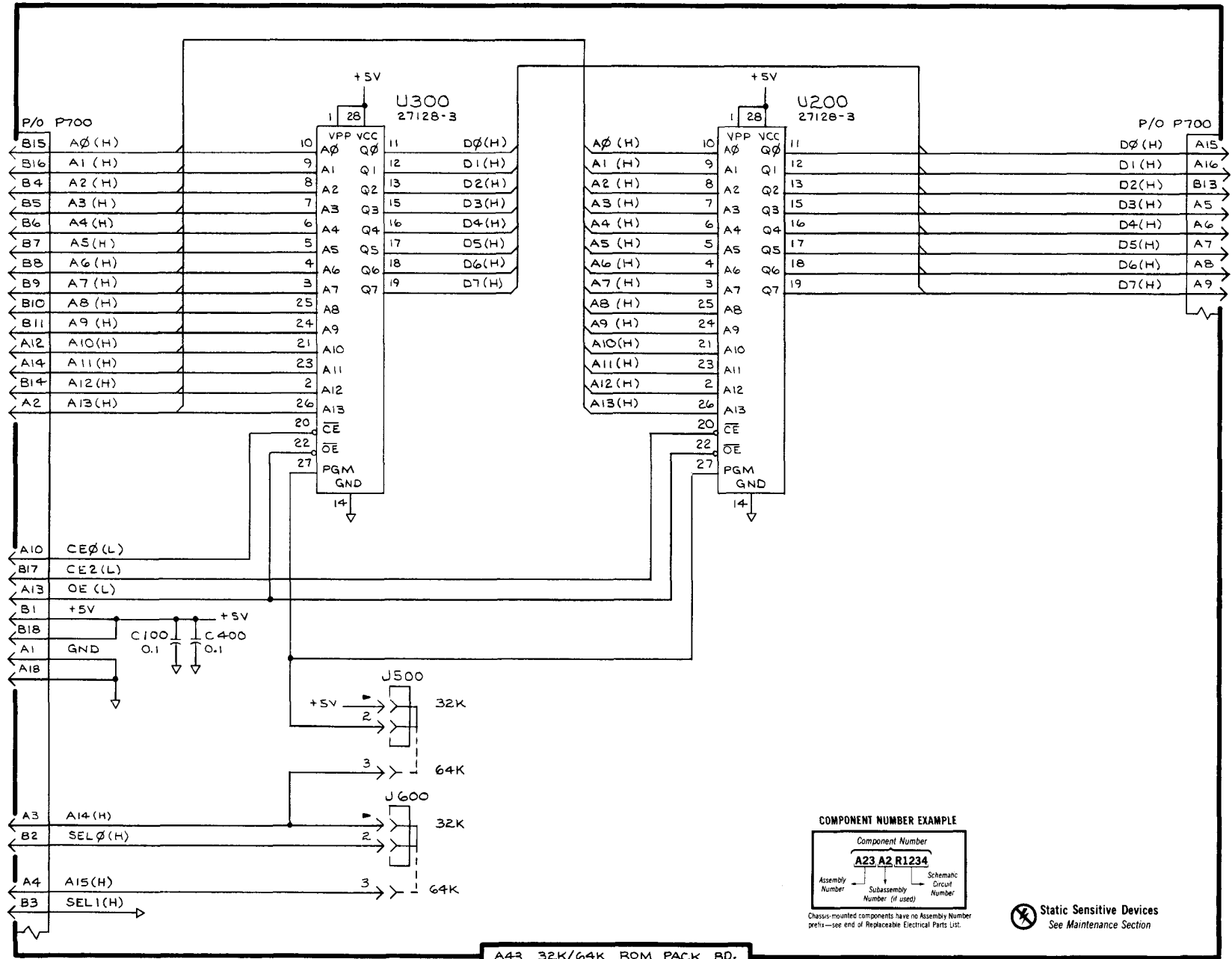
Component Number		
A23 A2 R1234		
Assembly Number	Subassembly Number (if used)	Schematic Circuit Number

Chassis-mounted components have no Assembly Number prefix—see end of Replaceable Electrical Parts List

Static Sensitive Devices  
See Maintenance Section

A B C D E F

1  
2  
3  
4  
5



A43 32K/64K ROM PACK BD.

COMPONENT NUMBER EXAMPLE

Component Number		
A23 A2 R1234		
Assembly Number	Subassembly Number (if used)	Schematic Circuit Number

Chassis-mounted components have no Assembly Number prefix—see end of Replaceable Electrical Parts List.

⊗ Static Sensitive Devices  
See Maintenance Section

1240 SERVICE

4717-639

32K/64K ROM PACK




Figure 10-26. A21 Processor Extender Board Component Locations.

A



B

C

D

E

F



AZ1 EXTENDER BD.

Static Sensitive Device See Maintenance Section

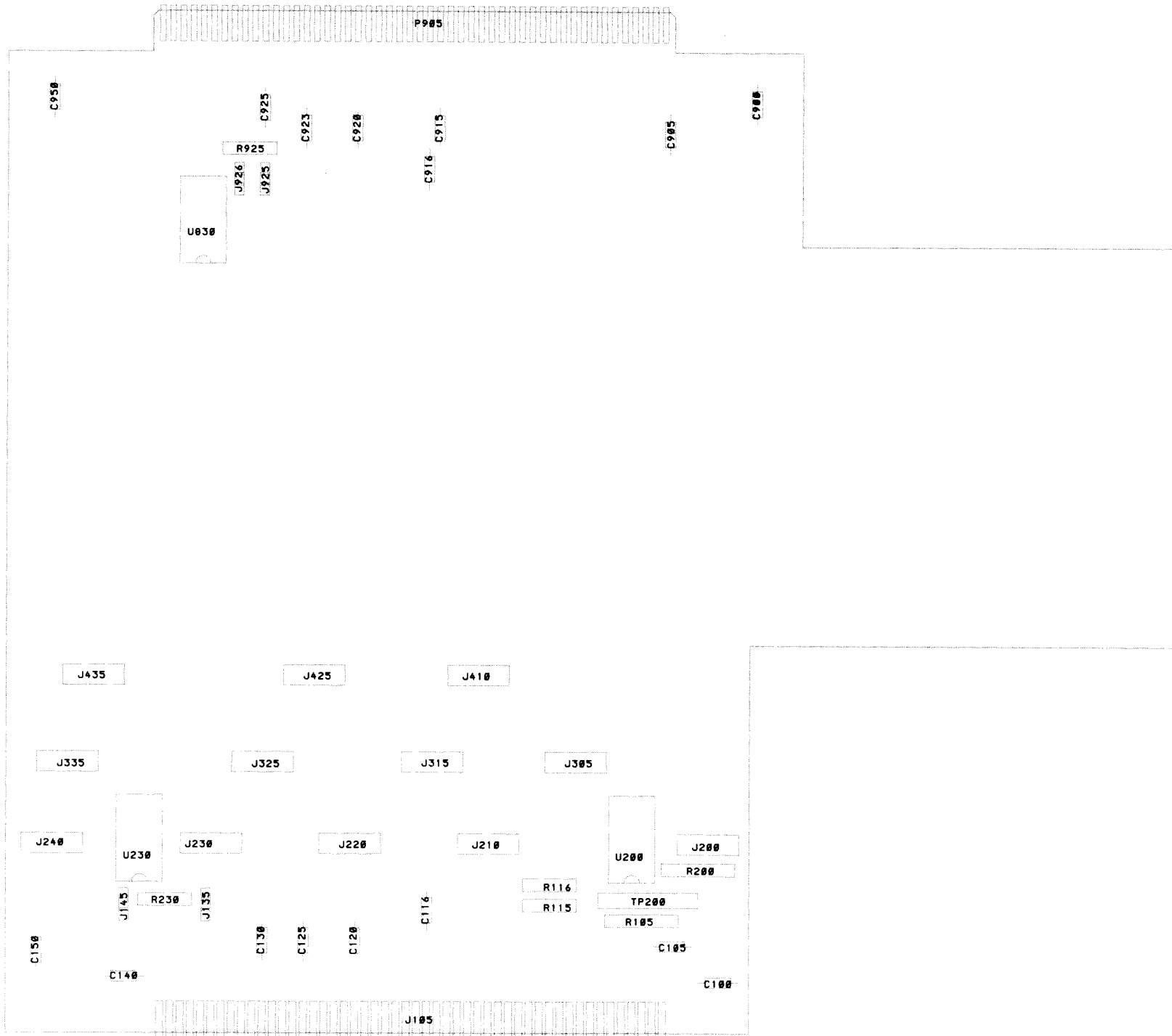


Figure 10-27. A22 Acquisition Extender Board Component Locations.

A

B

C

D

E

F


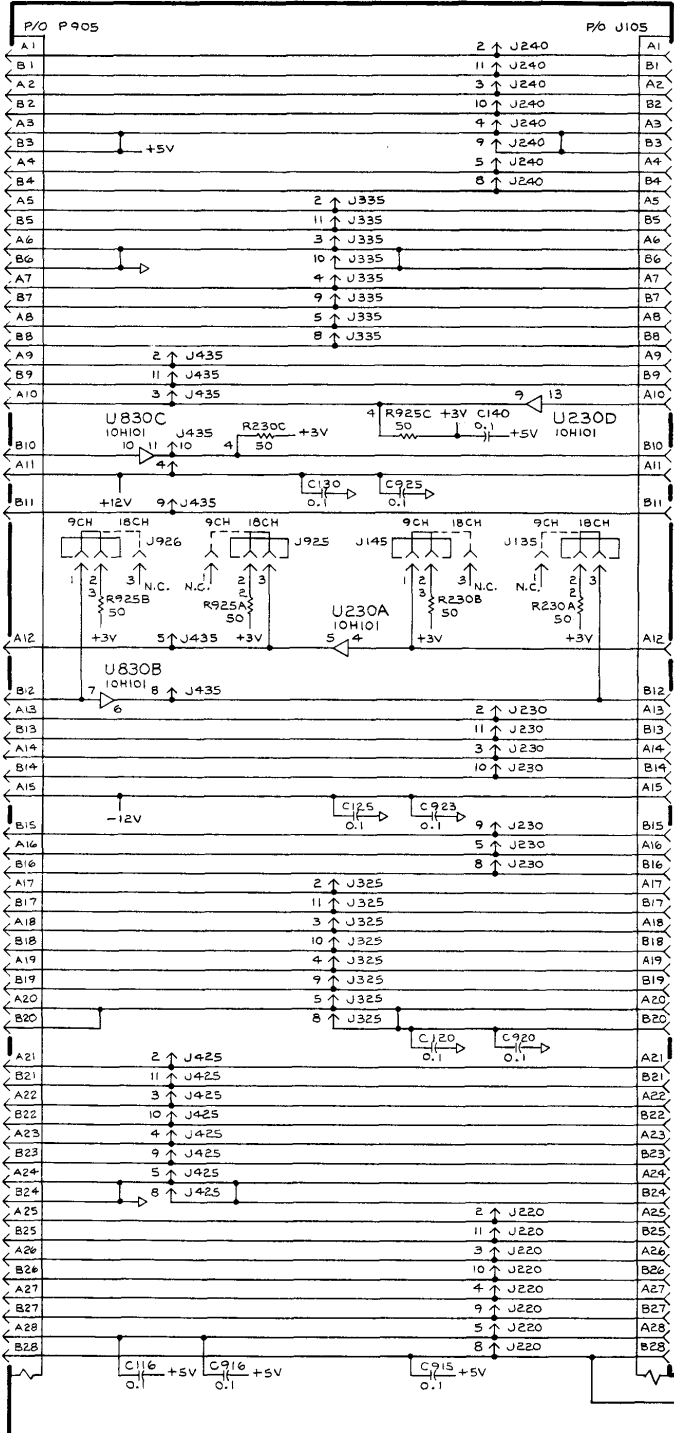
1

2

3

4

5



A22 EXTENDER BD.

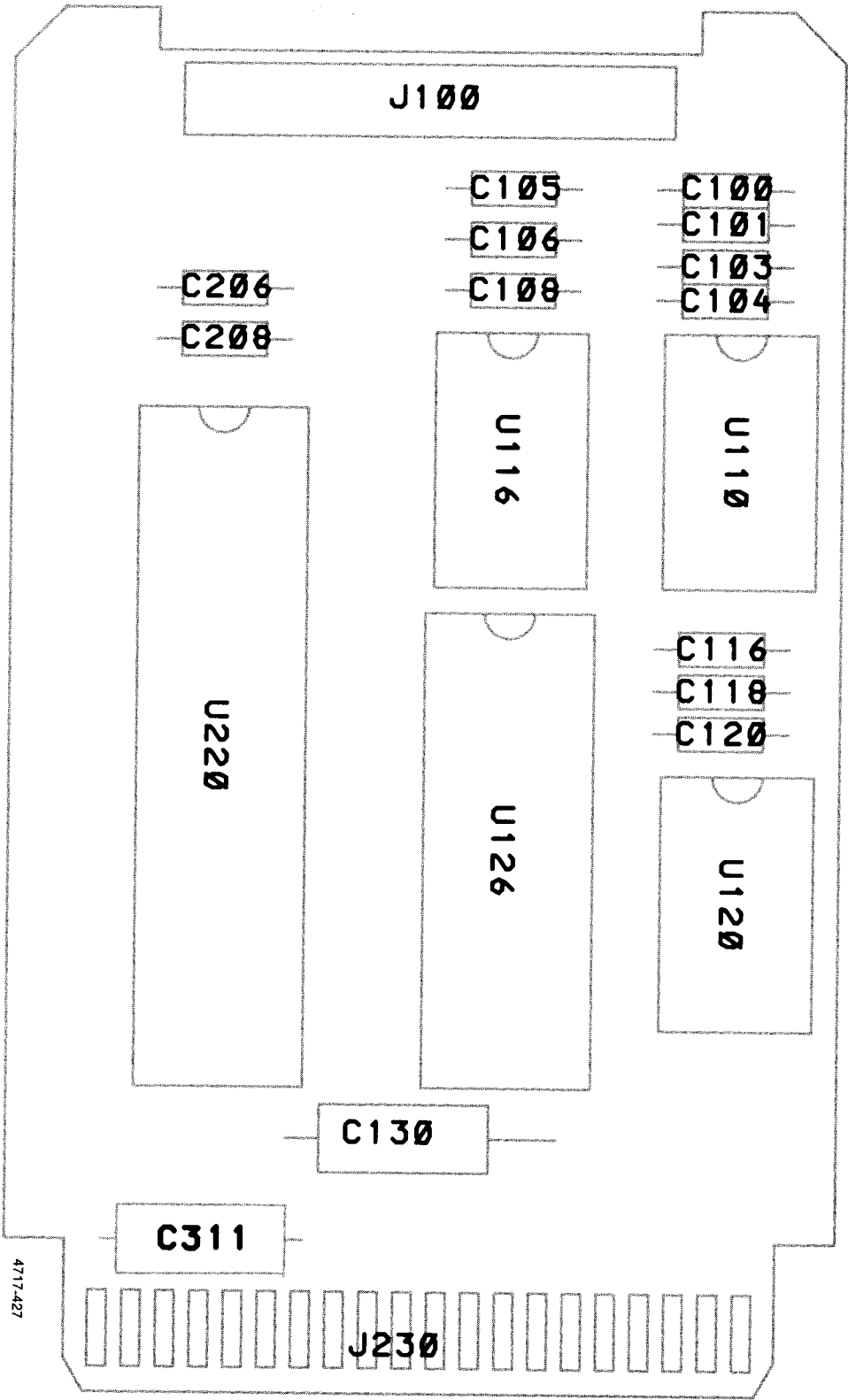
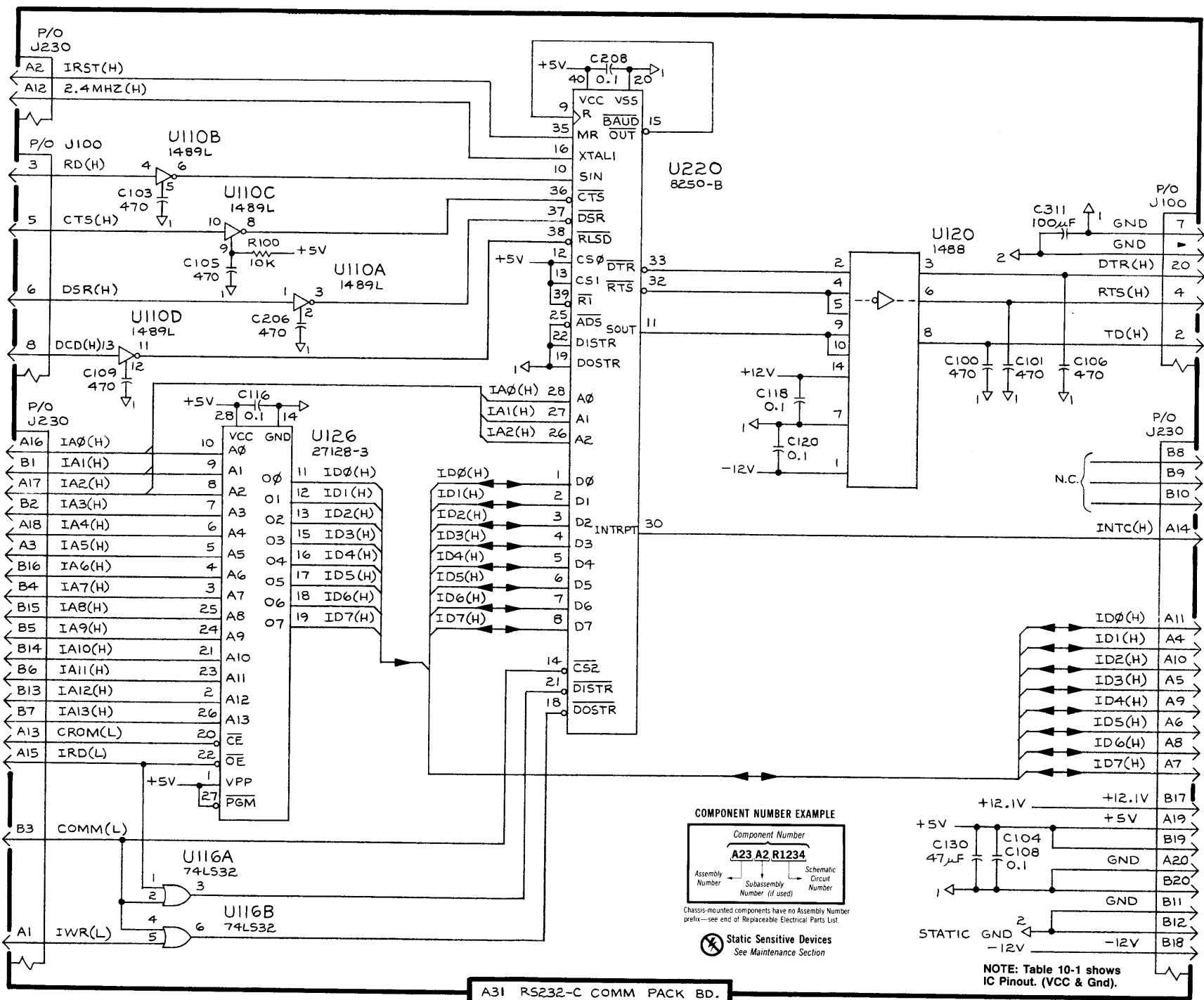


Figure 10-28. A31 RS232C COMM Pack Component Locations.

4717-427





1240 SERVICE

A31 RS232-C COMM PACK BD.

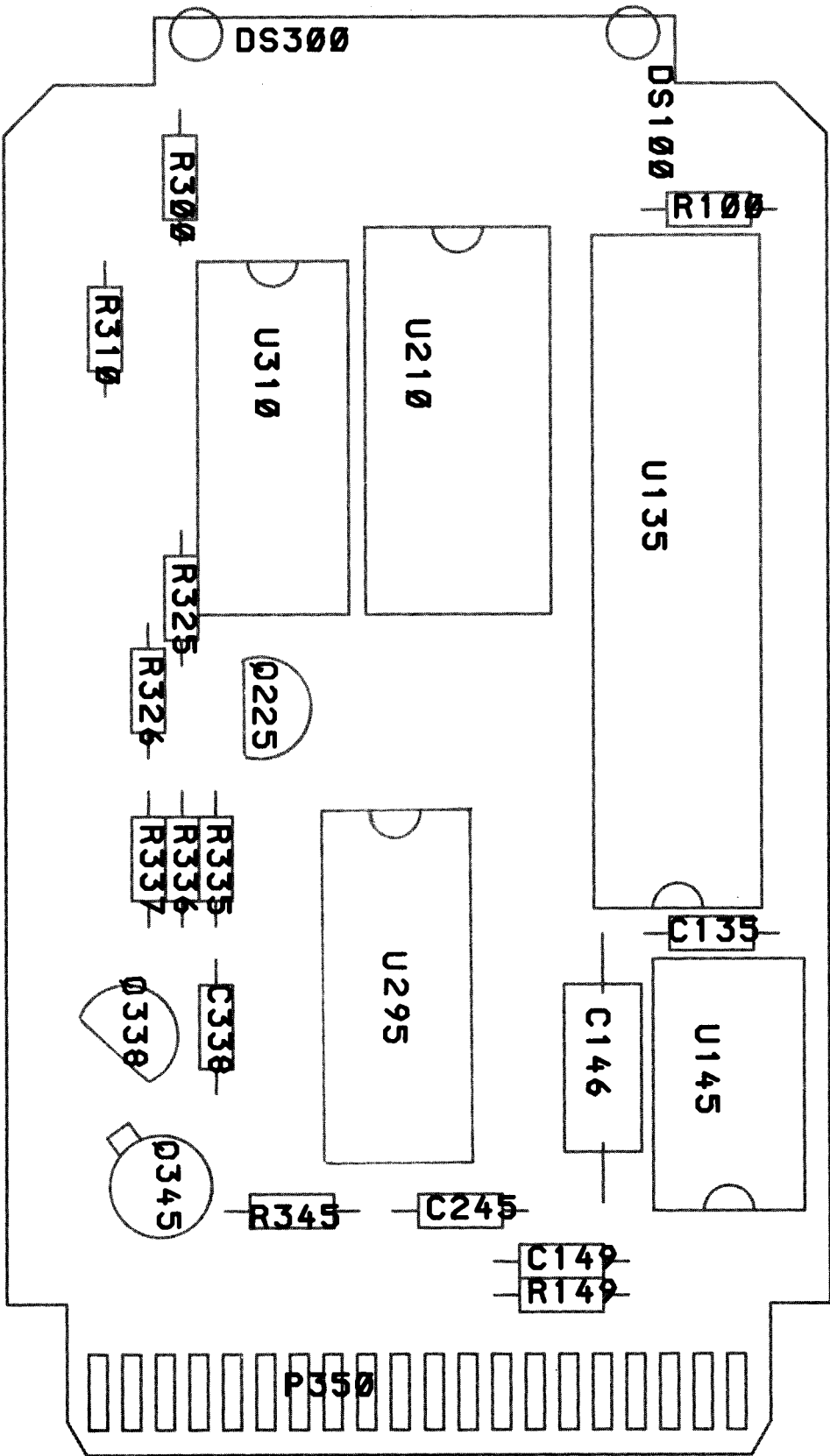
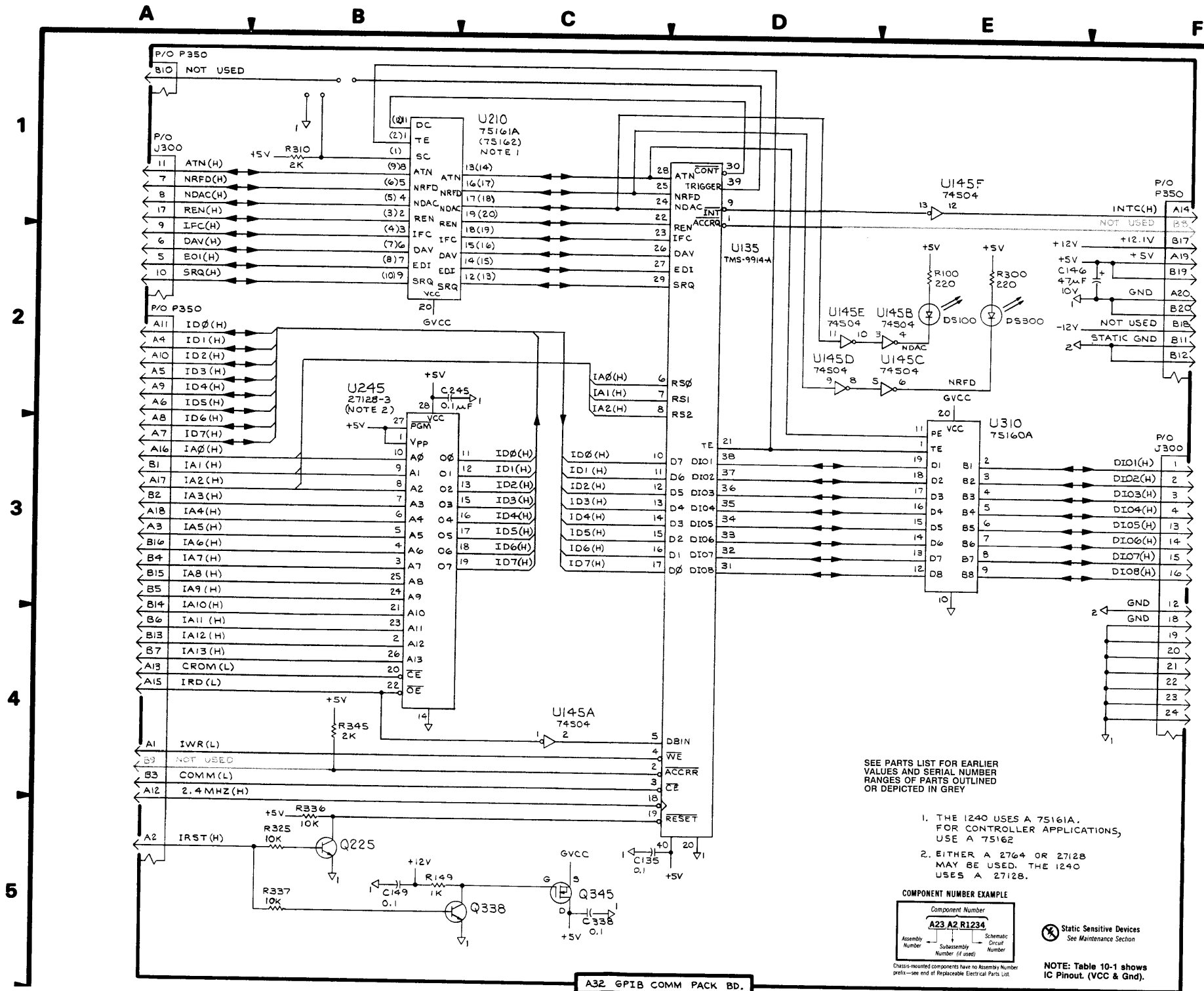
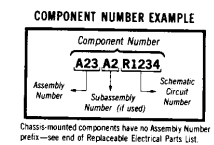


Figure 10-29. A32 GPIB COMM Pack Component Locations.



SEE PARTS LIST FOR EARLIER VALUES AND SERIAL NUMBER RANGES OF PARTS OUTLINED OR DEPICTED IN GREY

1. THE 1240 USES A 75161A. FOR CONTROLLER APPLICATIONS, USE A 75162
2. EITHER A 2764 OR 27128 MAY BE USED. THE 1240 USES A 27128.



Static Sensitive Devices See Maintenance Section

NOTE: Table 10-1 shows IC Pinout. (VCC & Gnd).

A32 GPIB COMM PACK BD.

A B C D E

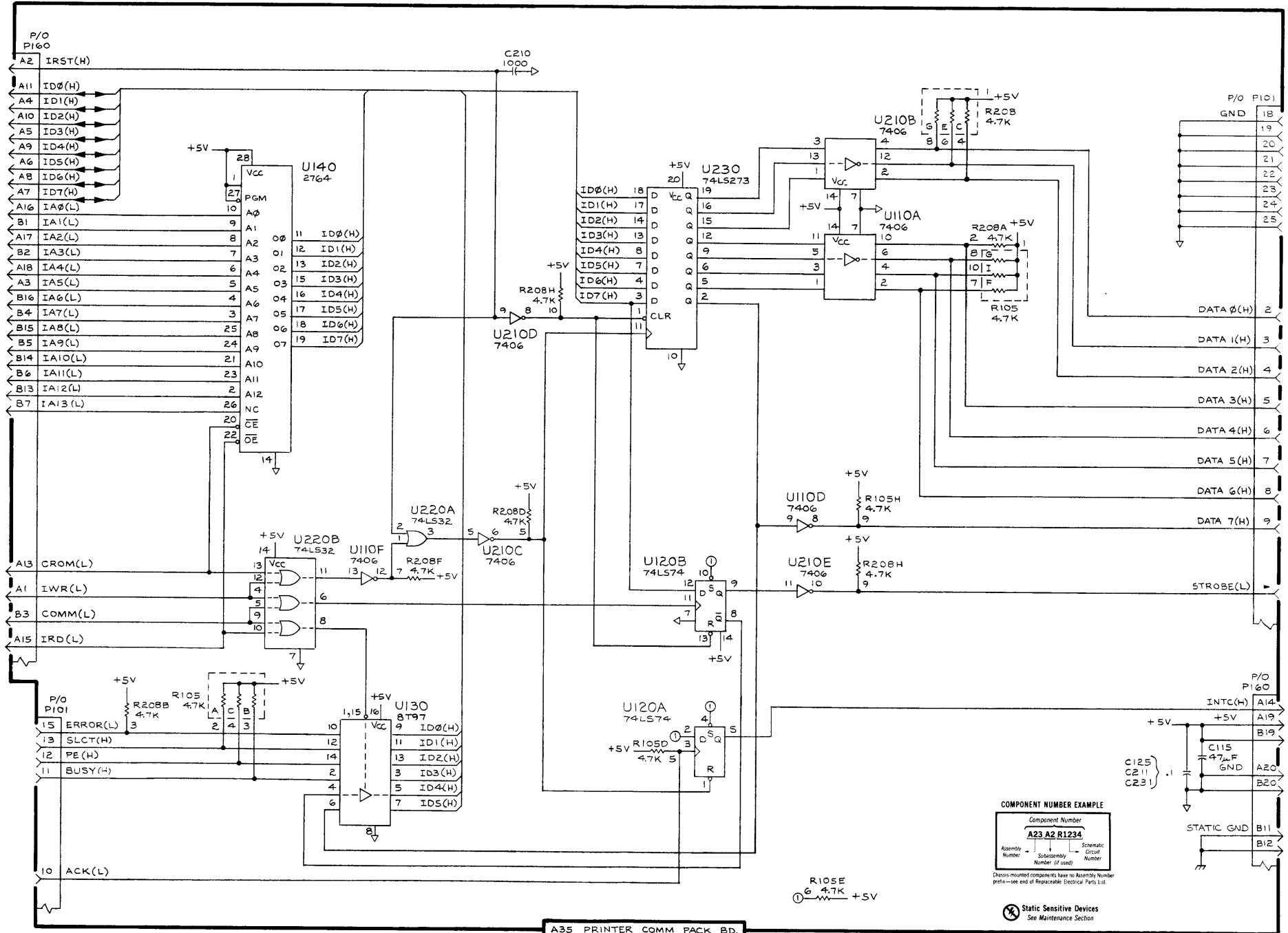
1

2

3

4

5



A35 PRINTER COMM PACK BD.

1200C11 SERVICE

4804-6  
REV JUN 88

**COMPONENT NUMBER EXAMPLE**

Component Number			
A23	A2	R1234	
Assembly Number	Subassembly Number (if used)	Schematic Circuit Number	

Chassis-mounted components have no Assembly Number prefix—see end of Reparable Electrical Parts List.

Static Sensitive Devices  
See Maintenance Section

PRINTER COMM PACK

# REPLACEABLE MECHANICAL PARTS

## PARTS ORDERING INFORMATION

Replacement parts are available from or through your local Tektronix, Inc. Field Office or representative.

Changes to Tektronix instruments are sometimes made to accommodate improved components as they become available, and to give you the benefit of the latest circuit improvements developed in our engineering department. It is therefore important, when ordering parts, to include the following information in your order: Part number, instrument type or number, serial number, and modification number if applicable.

If a part you have ordered has been replaced with a new or improved part, your local Tektronix, Inc. Field Office or representative will contact you concerning any change in part number.

Change information, if any, is located at the rear of this manual.

## ITEM NAME

In the Parts List, an Item Name is separated from the description by a colon (:). Because of space limitations, an Item Name may sometimes appear as incomplete. For further Item Name identification, the U.S. Federal Cataloging Handbook H6-1 can be utilized where possible.

## FIGURE AND INDEX NUMBERS

Items in this section are referenced by figure and index numbers to the illustrations.

## INDENTATION SYSTEM

This mechanical parts list is indented to indicate item relationships. Following is an example of the indentation system used in the description column.

```

1 2 3 4 5           Name & Description
Assembly and/or Component
Attaching parts for Assembly and/or Component
    --- * ---
Detail Part of Assembly and/or Component
Attaching parts for Detail Part
    --- * ---
Parts of Detail Part
Attaching parts for Parts of Detail Part
    --- * ---
  
```

Attaching Parts always appear in the same indentation as the item it mounts, while the detail parts are indented to the right. Indented items are part of, and included with, the next higher indentation. The separation symbol --- \* --- indicates the end of attaching parts.

**Attaching parts must be purchased separately, unless otherwise specified.**

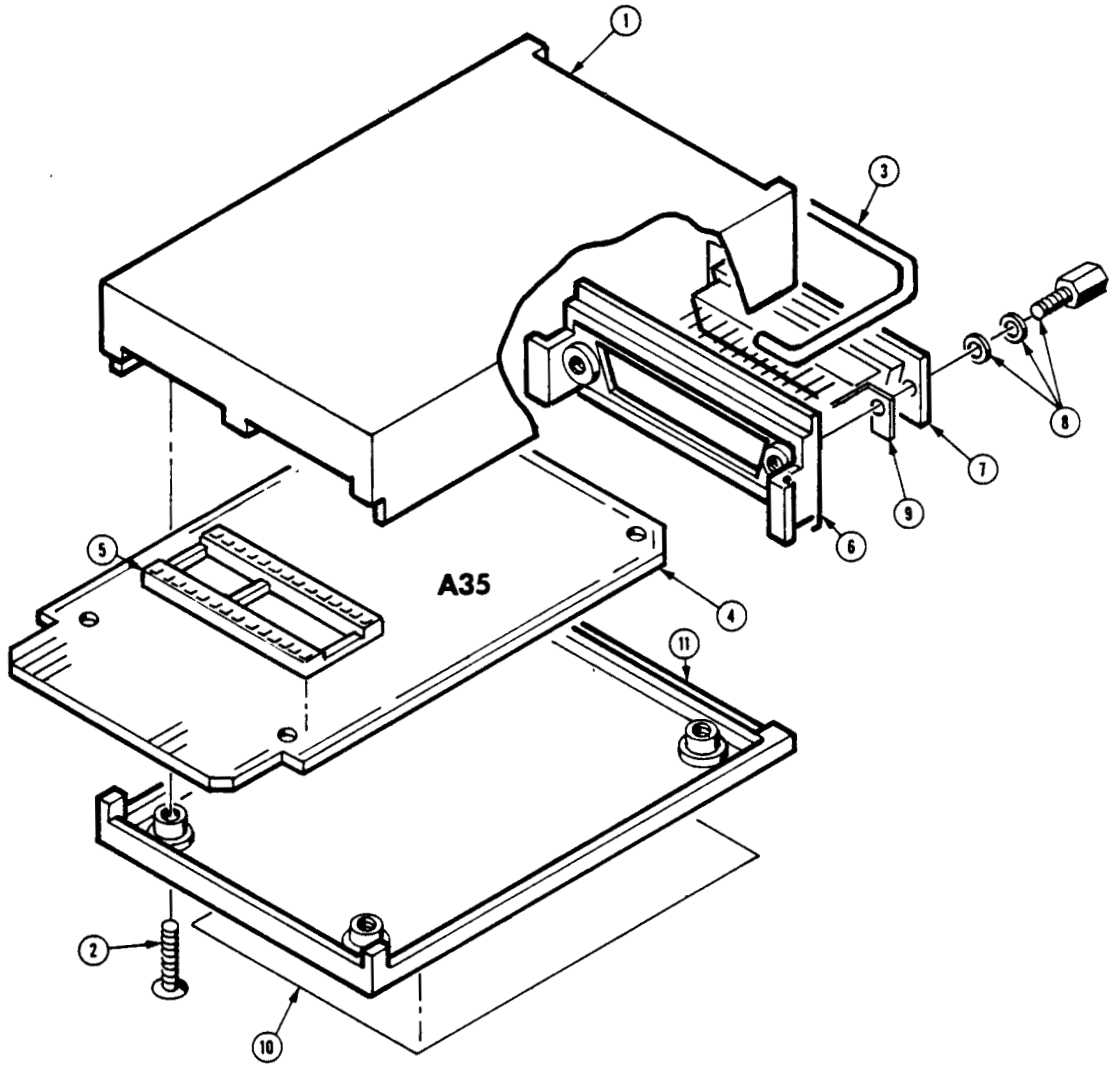
## ABBREVIATIONS

#	INCH	ELECTRN	ELECTRON	IN	INCH	SE	SINGLE END
ACTR	NUMBER SIZE	ELEC	ELECTRICAL	INCAND	INCANDESCENT	SECT	SECTION
ADPTR	ACTUATOR	ELECTLT	ELECTROLYTIC	INSUL	INSULATOR	SEMICON	SEMICONDUCTOR
ALIGN	ADAPTER	ELEM	ELEMENT	INTL	INTERNAL	SHLD	SHIELD
AL	ALIGNMENT	EPL	ELECTRICAL PARTS LIST	LPHLDR	LAMPHOLDER	SHLDR	SHOULDERED
ALUM	ALUMINUM	EQPT	EQUIPMENT	MACH	MACHINE	SKT	SOCKET
ASSEM	ASSEMBLED	EXT	EXTERNAL	MECH	MECHANICAL	SL	SLIDE
ASSY	ASSEMBLY	FIL	FILLISTER HEAD	MTG	MOUNTING	SLFLKG	SELF-LOCKING
ATTEN	ATTENUATOR	FLEX	FLEXIBLE	NIP	NIPPLE	SLVG	SLEEVING
AWG	AMERICAN WIRE GAGE	FLH	FLAT HEAD	NON WIRE	NOT WIRE WOUND	SPR	SPRING
BD	BOARD	FLTR	FILTER	OBD	ORDER BY DESCRIPTION	SQ	SQUARE
BRKT	BRACKET	FR	FRAME or FRONT	OD	OUTSIDE DIAMETER	SST	STAINLESS STEEL
BR	BRASS	FSTNR	FASTENER	OVH	OVAL HEAD	STL	STEEL
BRZ	BRONZE	FT	FOOT	PH BRZ	PHOSPHOR BRONZE	SW	SWITCH
BSHG	BUSHING	FXD	FIXED	PL	PLAIN or PLATE	T	TUBE
CAB	CABINET	GSKT	GASKET	PLSTC	PLASTIC	TERM	TERMINAL
CAP	CAPACITOR	HDL	HANDLE	PN	PART NUMBER	THD	THREAD
CER	CERAMIC	HEX	HEXAGON	PNH	PAN HEAD	THK	THICK
CHAS	CHASSIS	HEX HD	HEXAGONAL HEAD	PWR	POWER	TNSN	TENSION
CKT	CIRCUIT	HEX SOC	HEXAGONAL SOCKET	RCPT	RECEPTACLE	TPG	TAPPING
COMP	COMPOSITION	HLCPS	HELICAL COMPRESSION	RES	RESISTOR	TRH	TRUSS HEAD
CONN	CONNECTOR	HLEXT	HELICAL EXTENSION	RGD	RIGID	V	VOLTAGE
COV	COVER	HV	HIGH VOLTAGE	RLF	RELIEF	VAR	VARIABLE
CPLG	COUPLING	IC	INTEGRATED CIRCUIT	RTNR	RETAINER	W/	WITH
CRT	CATHODE RAY TUBE	ID	INSIDE DIAMETER	SCH	SOCKET HEAD	WSHR	WASHER
DEG	DEGREE	IDNT	IDENTIFICATION	SCOPE	OSCILLOSCOPE	XFMR	TRANSFORMER
DWR	DRAWER	IMPLR	IMPELLER	SCR	SCREW	XSTR	TRANSISTOR

CROSS INDEX—MFR. CODE NUMBER TO MANUFACTURER

Mfr. Code	Manufacturer	Address	City, State, Zip
09922	BURNDY CORPORATION	RICHARDS AVENUE	NORWALK, CT 06852
71468	ITT CANNON ELECTRIC	666 E. DYER RD.	SANTA ANA, CA 92702
80009	TEKTRONIX, INC.	P O BOX 500	BEAVERTON, OR 97077
83385	CENTRAL SCREW CO.	2530 CRESCENT DR.	BROADVIEW, IL 60153

Fig. & Index No.	Tektronix Part No.	Serial/Model No.		Qty	1 2 3 4 5	Name & Description	Mfr Code	Mfr Part Number
		Eff	Dscont					
1-1	380-0343-09			1		HSG HALF,ROM PK:INNER ***** (ATTACHING PARTS) *****	80009	380-0343-09
-2	211-0102-00			4		SCREW,MACHINE:4-40 X 0.500",FLH,STL ***** (END ATTACHING PARTS) *****	83385	OBD
-3	367-0328-00			1		HANDLE,BOW:2.9 INCH LONG,SST	80009	367-0328-00
-4	-----			1		CKT BOARD ASSY:PARALLEL PRINTER (SEE A35 REPL)		
-5	136-0755-00			1		.SKT,PL-IN ELEK:MICROCIRCUIT,28 DIP	09922	DILB28P-108
-6	386-4972-01			1		.PLATE,MOUNTING:	80009	386-4972-01
-7	131-3114-00			1		.CONN,RCPT,ELEC:CHASSIS,25 FEMALE	80009	131-3114-00
-8	131-0890-00			2		.LOCK,CONNECTOR:4-40 X 0.312 L	71468	D 20418-2
-9	131-0099-00			1		.CONTACT,ELEC:PHOSPHOR BRONZE	80009	131-0099-00
-10	334-0118-00			1		MARKER,IDENT:MKD PARALLEL PRINTER	80009	334-0118-00
-11	384-0384-03			1		HSG HALF,ROM PK:LID	80009	384-0384-03
						STANDARD ACCESSORIES		
	070-4800-00			1		SHEET,TECHNICAL:INSTRUCTION	80009	070-4800-00
						OPTIONAL ACCESSORIES		
	012-0997-00			1		CABLE,INTERCON:2 METER	80009	012-0997-00
	070-4804-00			1		MANUAL,TECH:SERVICE	80009	070-4804-00





# GLOSSARY

Signal Name	Description
ACK(L)	Acknowledge; pulsed active low for 2.0 - 8.0 $\mu$ s after data has been received and the printer is ready to accept more data.
BUSY(H)	Indicates that the printer is not ready to accept data.
COMM(L)	I/O Chip Enable; pulsed active low during any memory read or write access to address range 0xAE80 - 0xAEFF in the Byte-Wide EPROM (A35U140).
CROM(L)	Memory Chip Select; pulsed active low during any access to address range 0xC000 - 0xFFFF in the Byte-Wide EPROM (A35U140).
DATA 0(H) - DATA 7(H)	Form the data byte sent to the printer. High represents 1; low represents 0. These signals must be stable for at least 1.0 $\mu$ s before the falling edge of STROBE(L) and for 1.0 $\mu$ s after the rising edge.
ERROR(L)	Indicates that the printer has detected an error. This signal will remain low as long as the error condition exists.
IA0(H) - IA13(H)	Address inputs to the Byte-Wide EPROM (A35U140); stable when CROM(L) or COMM(L) is active low.
ID0(H) - ID7(H)	Eight-bit data bus; stable during a memory write operation when IWR(L) is active low. During a memory read, these signals must be stable 333 ns after IRD(L) becomes active low and remain stable until IRD(L) becomes inactive high.
INIT(L)	Printer prime; initializes the printer for operation. When this signal is active low, the printer is reset to its initial state. INIT(L) remains low for at least 50 $\mu$ s.
INTC(H)	Interrupt; driven active high to request a 1240 interrupt. Remains high until reset during software response to the interrupt.
IRD(L)	Read; pulsed active low for 500 ns during any memory or port read cycle.
IRST(H)	Reset; active high during system reset. Stays high for at least 10 $\mu$ s.
IWR(L)	Write; pulsed active low for 375 ns during any memory or port write cycle.
PE(H)	Indicates that the printer is out of paper.
SLCT(H)	Indicates that the printer is in the "selected" state and can receive data. When SLCT(H) is low, the printer cannot accept data.
STROBE(L)	Clocks data from the 1200C11 to the printer.

## **DIAGNOSTIC SCHEMATIC DIAGRAMS**

The 1200C11 uses a minimum of circuitry; diagnostic schematics are not required.

# DIAGRAMS AND CIRCUIT BOARD ILLUSTRATIONS

## Symbols

Graphic symbols and class designation letters are based on ANSI Standard Y32.2-1975.

Logic symbology is based on ANSI Y32.14-1973 in terms of positive logic. Logic symbols depict the logic function performed and may differ from the manufacturer's data.

The overline on a signal name indicates that the signal performs its intended function when it is in the low state.

Abbreviations are based on ANSI Y1.1-1972.

Other ANSI standards that are used in the preparation of diagrams by Tektronix, Inc. are:

- Y14.15, 1966 Drafting Practices.
- Y14.2, 1973 Line Conventions and Lettering.
- Y10.5, 1968 Letter Symbols for Quantities Used in Electrical Science and Electrical Engineering.

American National Standard Institute  
1430 Broadway  
New York, New York 10018

## Component Values

Electrical components shown on the diagrams are in the following units unless noted otherwise:

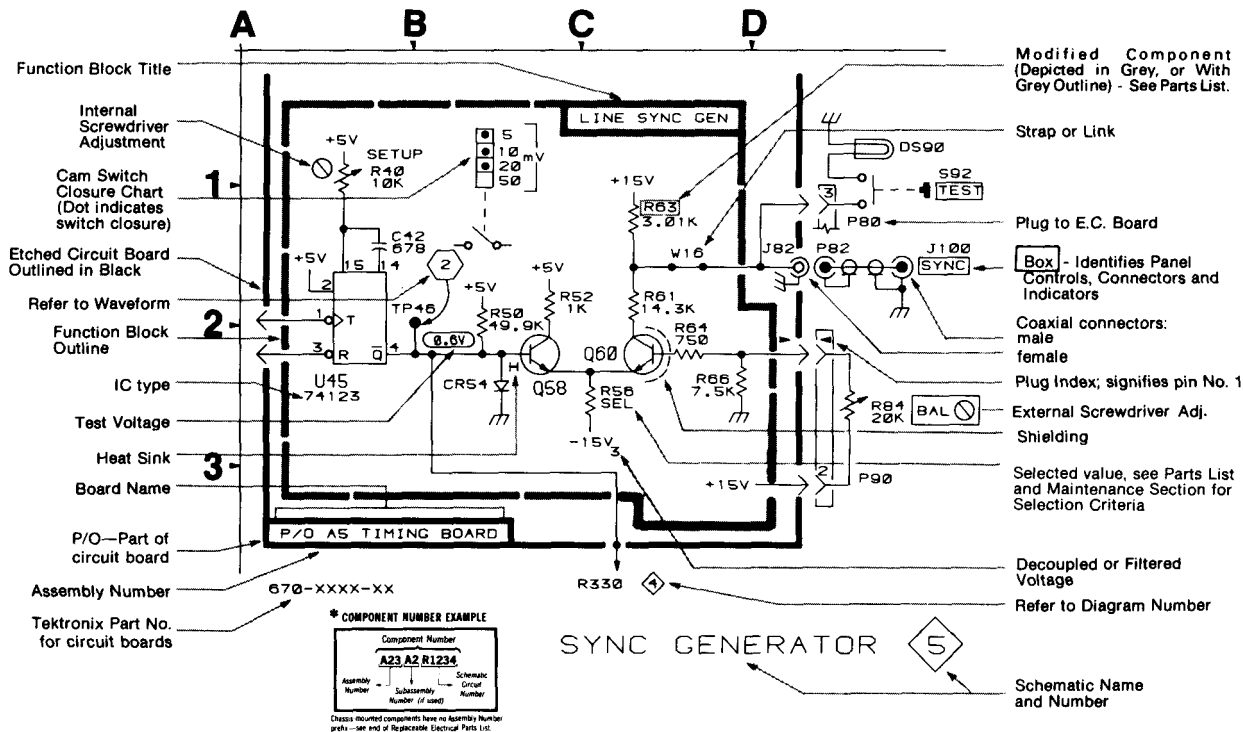
- Capacitors = Values one or greater are in picofarads (pF).  
Values less than one are in microfarads ( $\mu$ F).
- Resistors = Ohms ( $\Omega$ ).

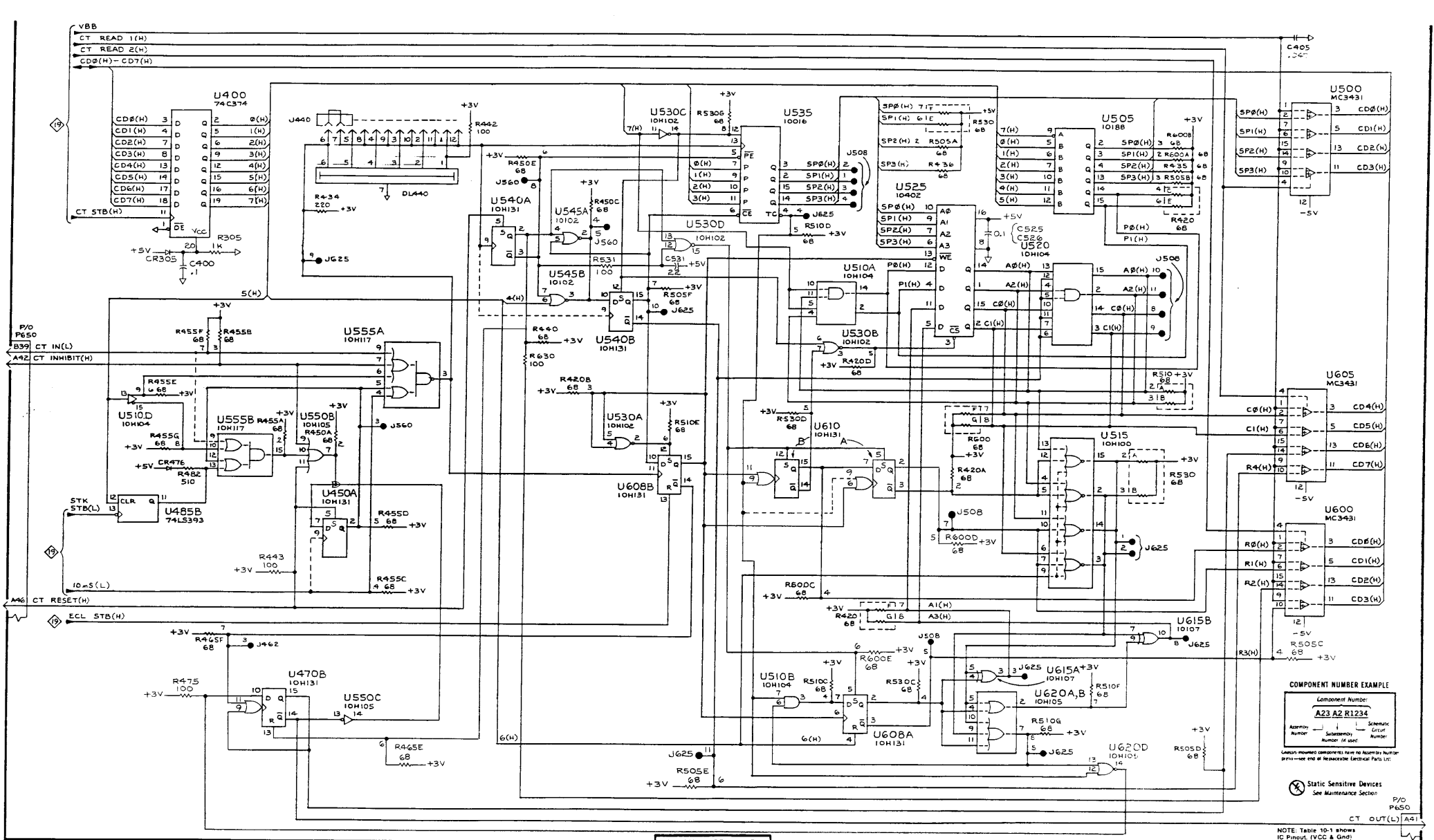
———— The information and special symbols below may appear in this manual. ————

## Assembly Numbers and Grid Coordinates

Each assembly in the instrument is assigned an assembly number (e.g., A20). The assembly number appears on the circuit board outline on the diagram, in the title for the circuit board component location illustration, and in the lookup table for the schematic diagram and corresponding component locator illustration. The Replaceable Electrical Parts list is arranged by assemblies in numerical sequence; the components are listed by component number \*(see following illustration for constructing a component number).

The schematic diagram and circuit board component location illustration have grids. A lookup table with the grid coordinates is provided for ease of locating the component. Only the components illustrated on the facing diagram are listed in the lookup table. When more than one schematic diagram is used to illustrate the circuitry on a circuit board, the circuit board illustration may only appear opposite the first diagram on which it was illustrated; the lookup table will list the diagram number of other diagrams that the circuitry of the circuit board appears on.





**COMPONENT NUMBER EXAMPLE**

Component Number:  
**A23 A2 R1234**

Assembly Number:     Schematic Circuit Number: (if used)  
 Subassembly Number:     Part Number:  
 (unless required components have no Assembly Number prefix—see end of Releaseable Electrical Parts List.)

Static Sensitive Devices  
 See Maintenance Section

P/O P650

NOTE: Table 10-1 shows IC Pinout, (VCC & GND).

P/O All DISPLAY BD.

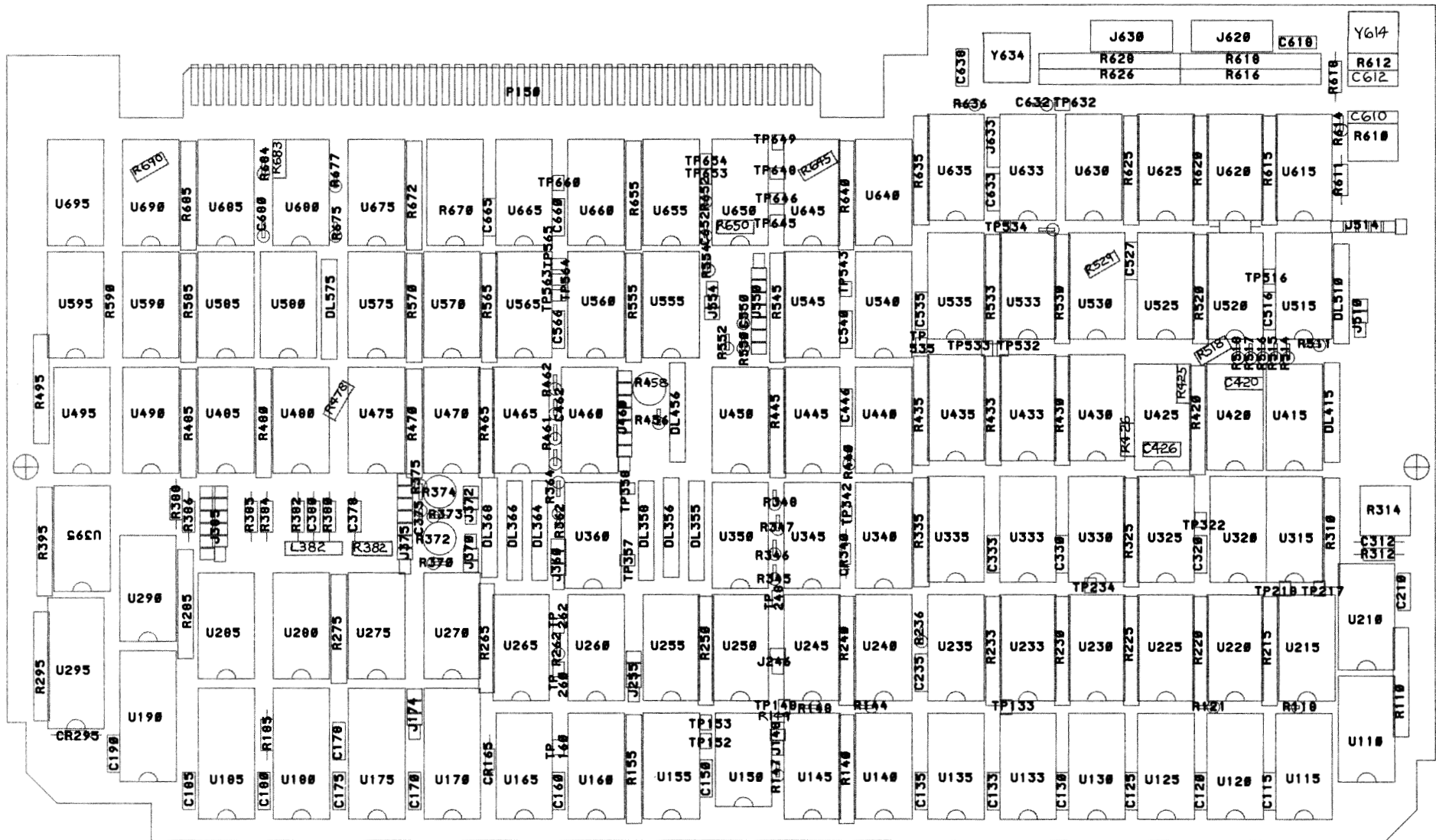
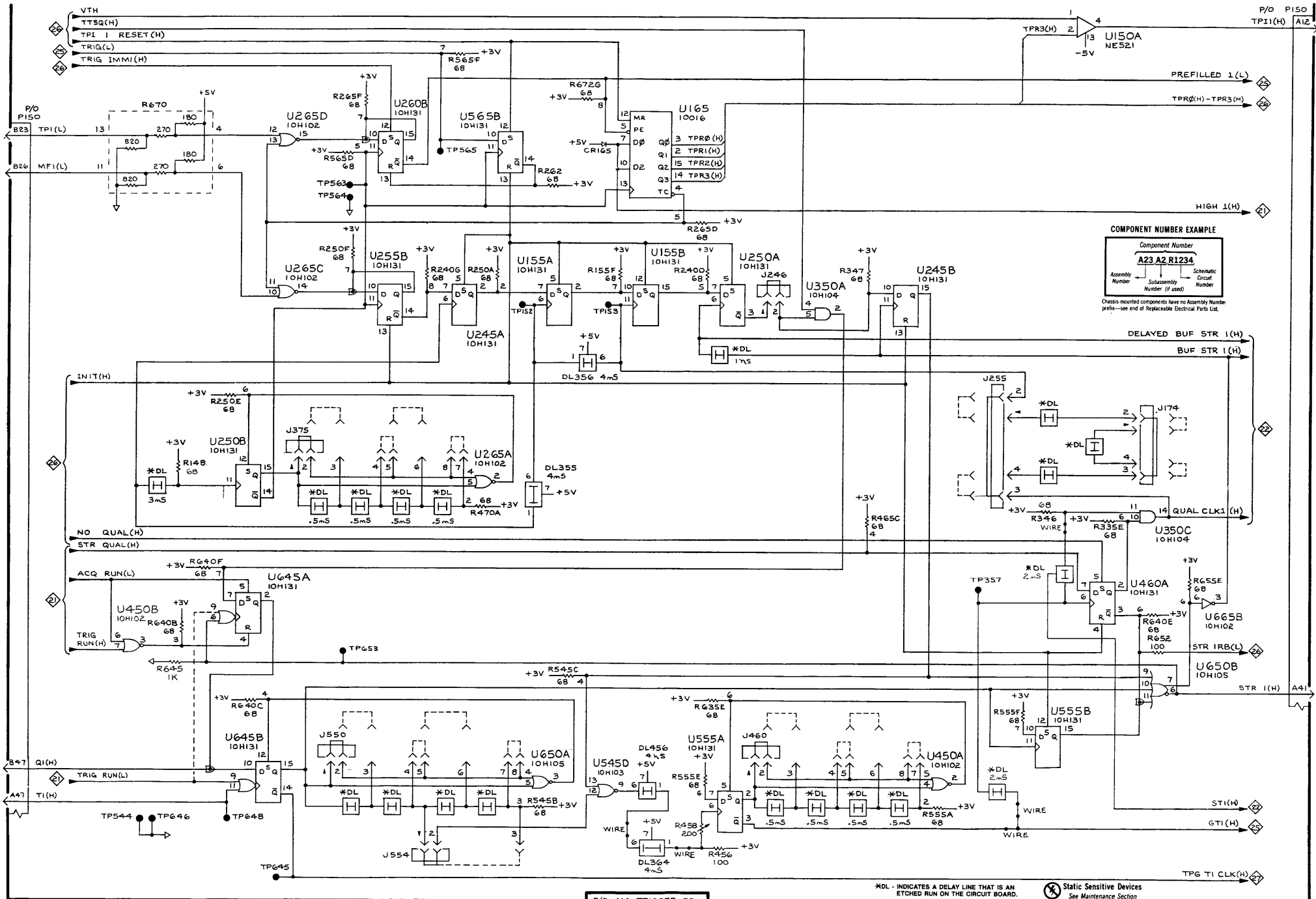


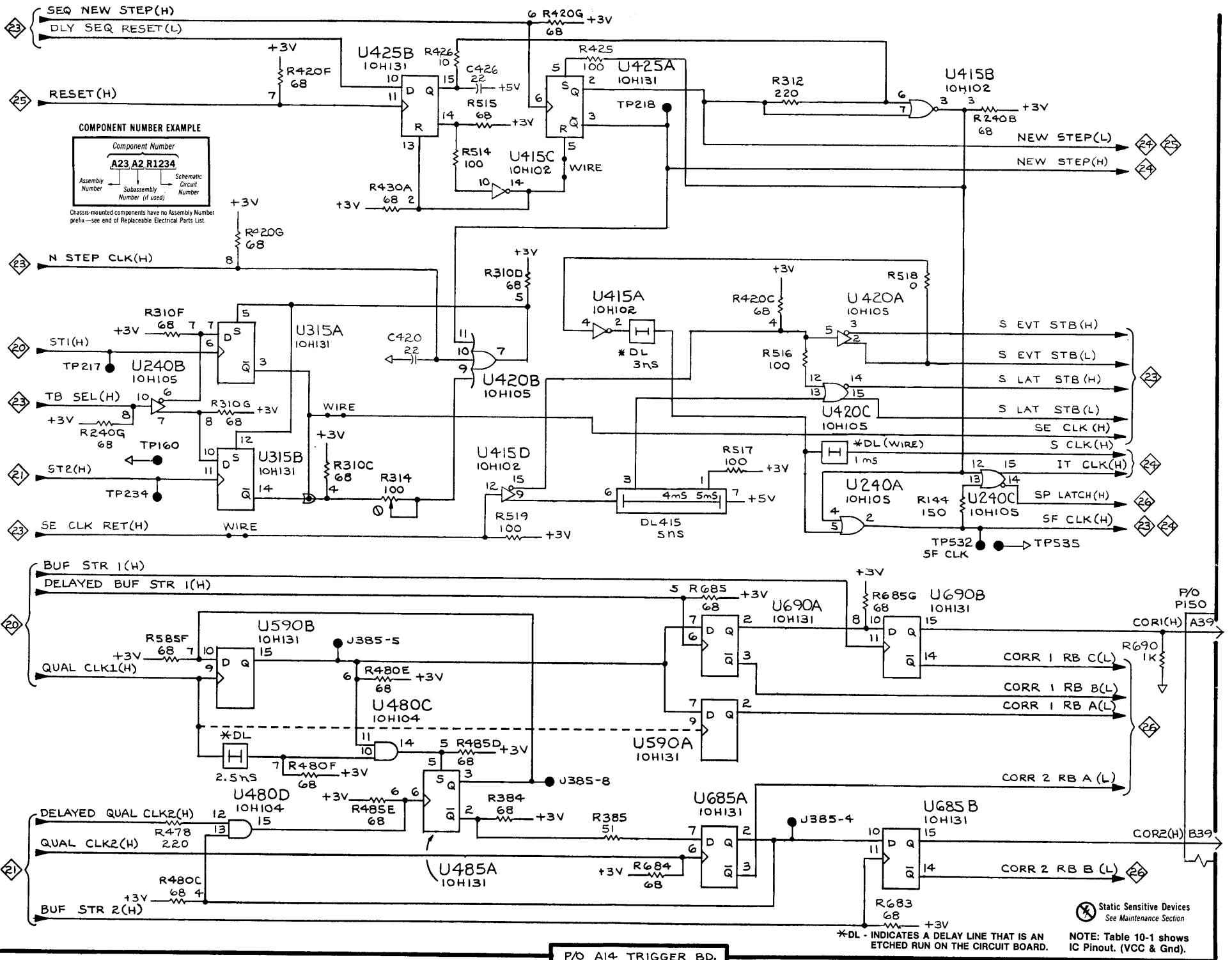
Figure 10-1. 1240 B04XXXX A14 Trigger Board Component Locations.



P/O A14 TRIGGER BD.

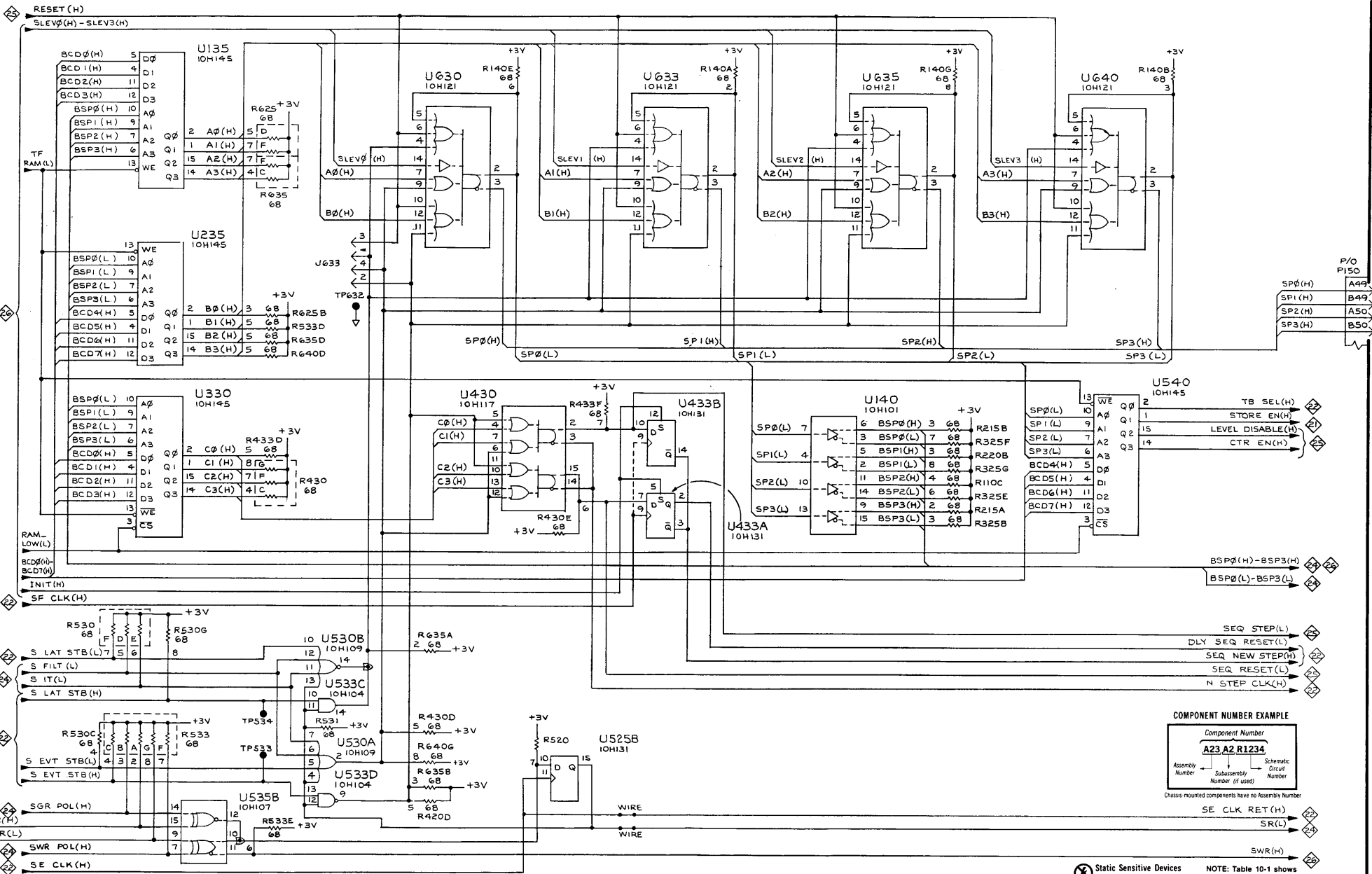
\*DL - INDICATES A DELAY LINE THAT IS AN ETCHED RUN ON THE CIRCUIT BOARD. Static Sensitive Devices See Maintenance Section



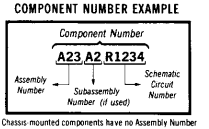


P/O A14 TRIGGER BD.



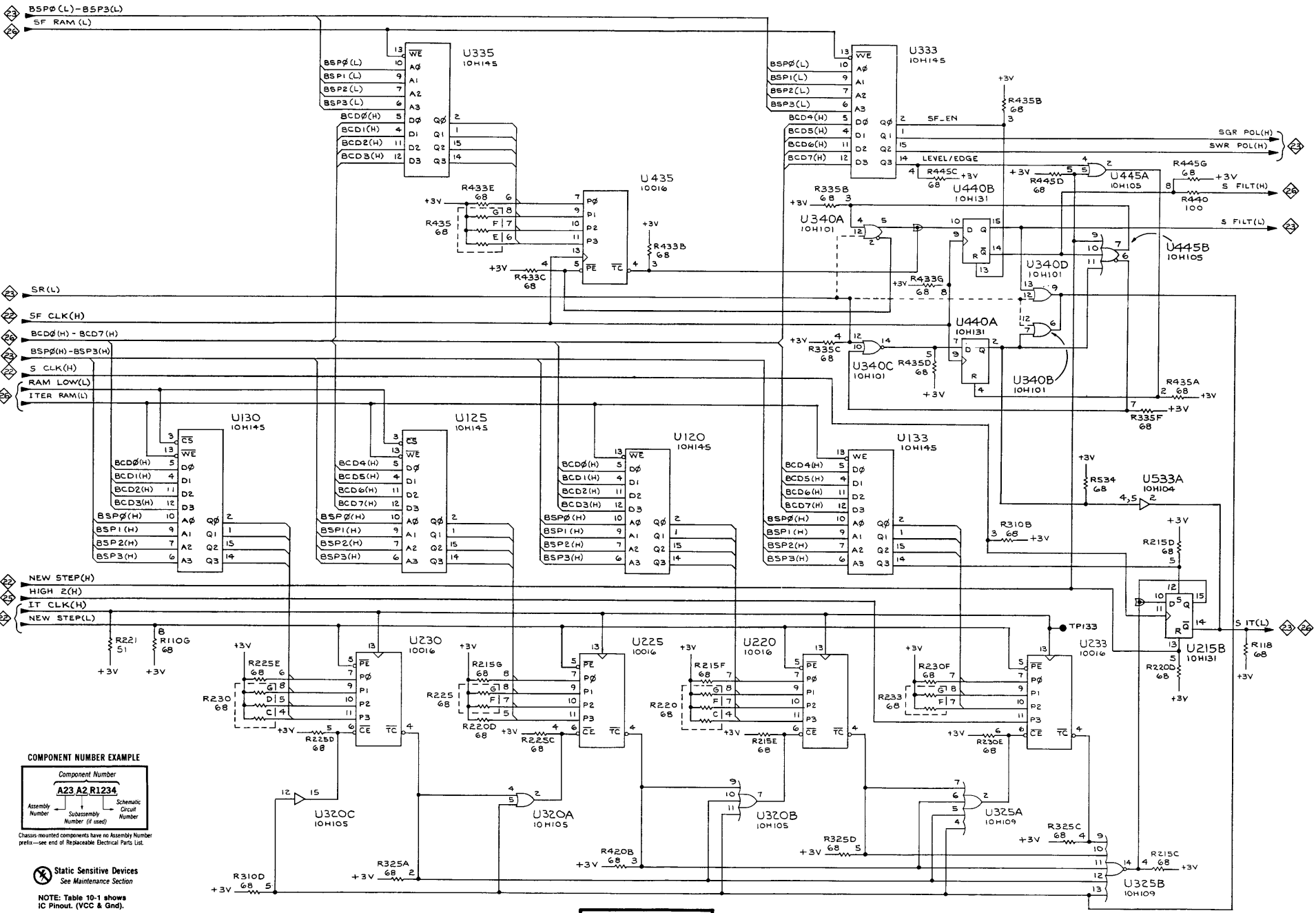


P/O A14 TRIGGER BD.



Static Sensitive Devices  
See Maintenance Section

NOTE: Table 10-1 shows IC Pinout. (VCC & Gnd).



**COMPONENT NUMBER EXAMPLE**

Component Number		
A23	A2	R1234
Assembly Number	Subassembly Number (if used)	Schematic Circuit Number

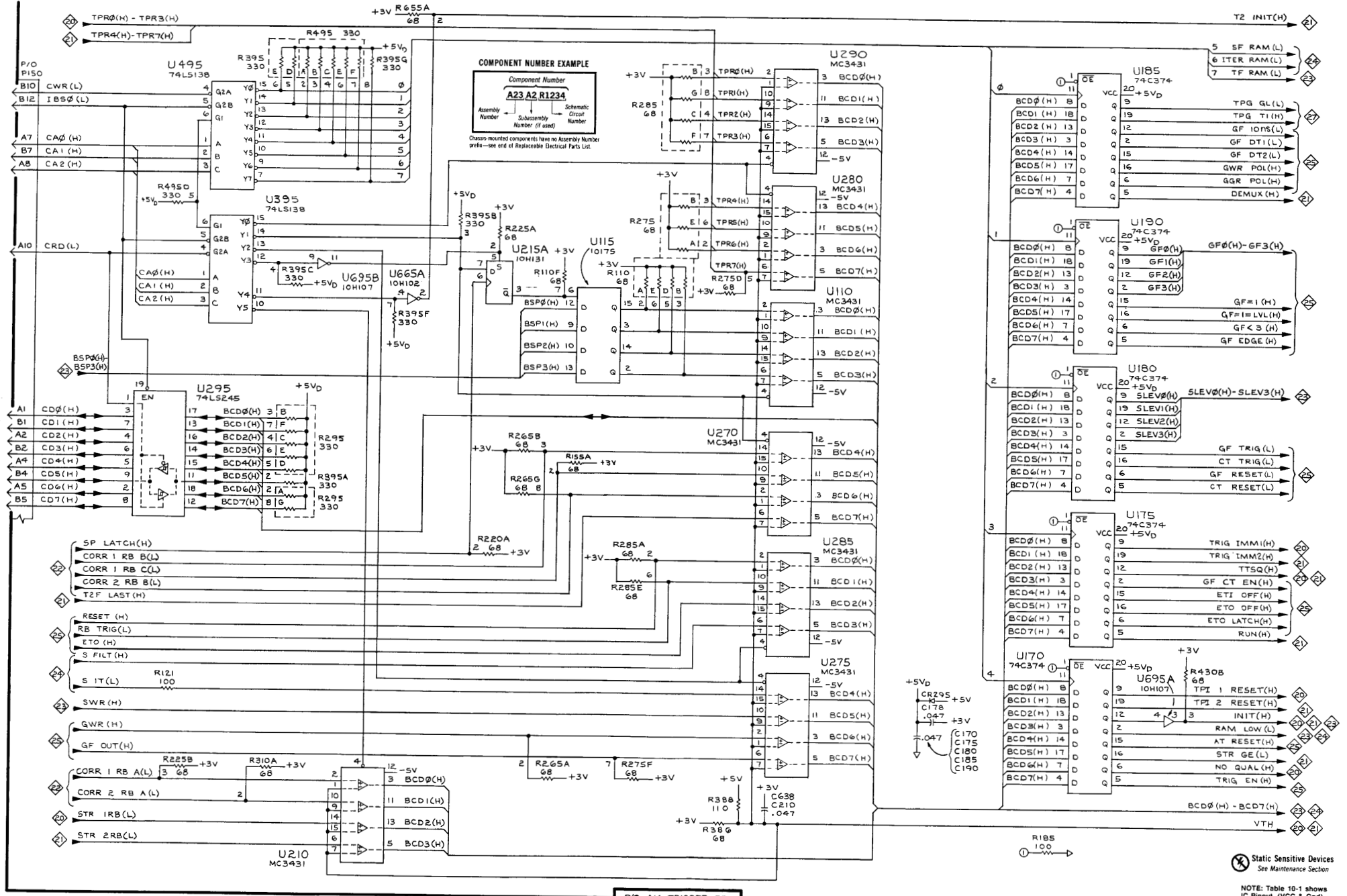
Chassis-mounted components have no Assembly Number prefix—see end of Replaceable Electrical Parts List.

⚡ Static Sensitive Devices  
See Maintenance Section

NOTE: Table 10-1 shows IC Pinout. (VCC & Gnd).

P/O A14 TRIGGER BD.

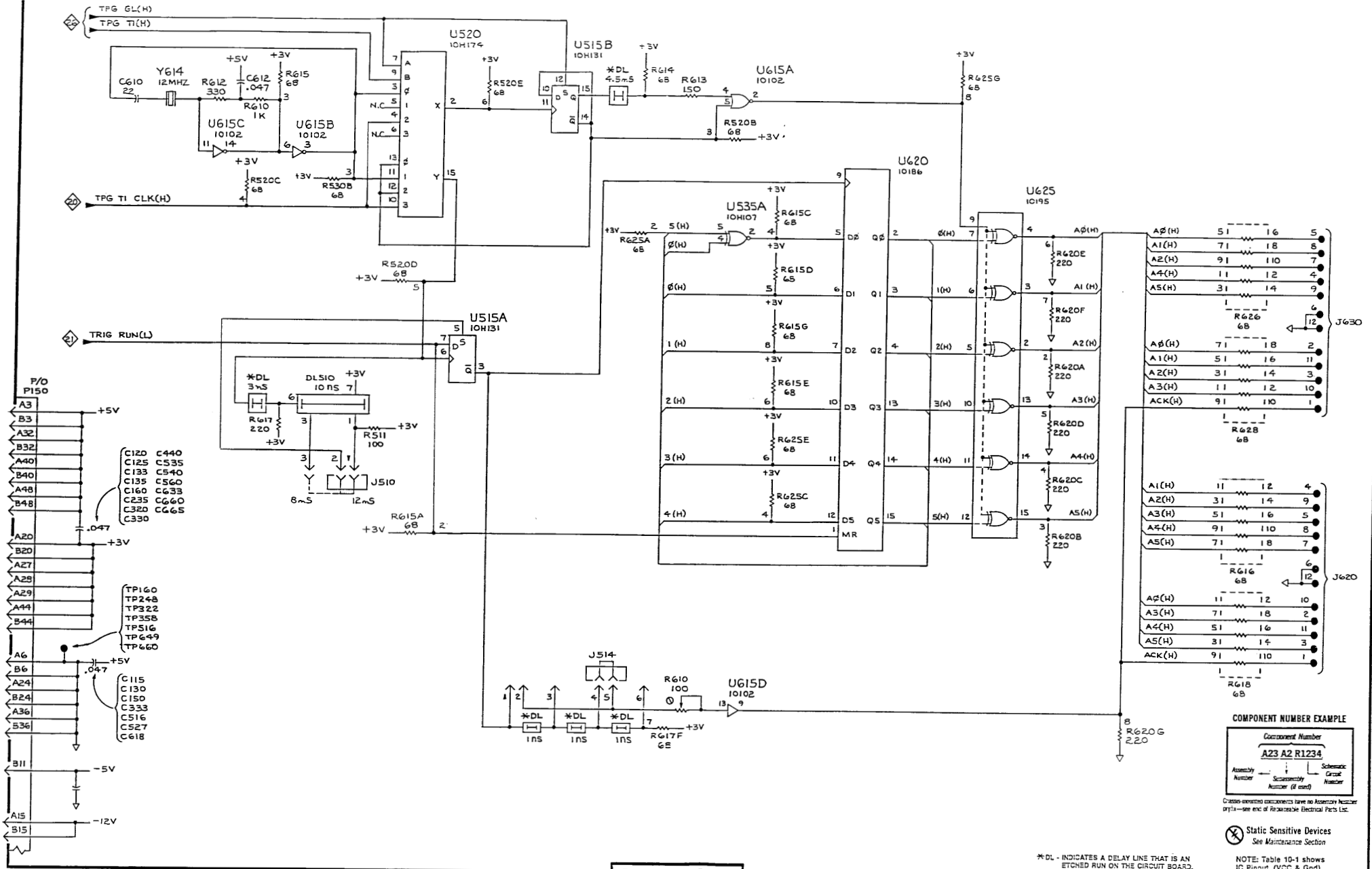




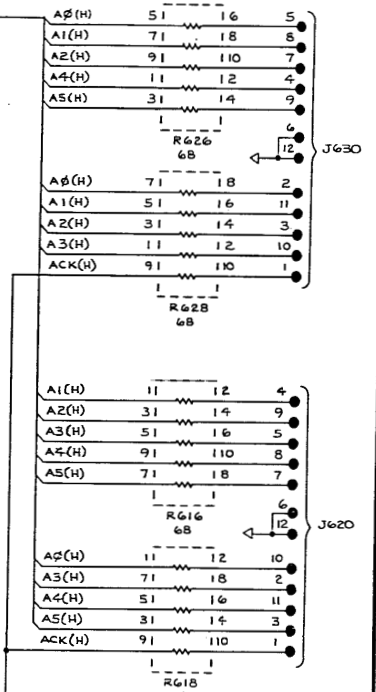
P/O A14 TRIGGER BD.

Static Sensitive Devices  
See Maintenance Section

NOTE: Table 10-1 shows IC Pinout. (VCC & Gnd)



- F/O P150
- A3
  - B3
  - A32
  - B32
  - A40
  - B40
  - A48
  - B48
  - A20
  - B20
  - A27
  - B27
  - A29
  - B29
  - A44
  - B44
  - A6
  - B6
  - A24
  - B24
  - A36
  - B36
  - B11
  - A15
  - B15
- TPG 6L(H)
- TPG T1(H)
- TPG T1 CLK(H)
- TRIG RUN(L)
- C120 C440
- C125 C535
- C133 C540
- C135 C560
- C160 C633
- C235 C660
- C320 C665
- C330
- TP160
- TP248
- TP322
- TP358
- TP516
- TP649
- TP660
- C115
- C130
- C150
- C353
- C516
- C527
- C618



COMPONENT NUMBER EXAMPLE

Component Number

A23 A2 R1234

Assembly Number Successor Number (if used) Schedule Circuit Number

Cross-hatched components have no Assembly Number prefix—see end of Replaceable Electrical Parts List.

Static Sensitive Devices

See Maintenance Section

\*DL - INDICATES A DELAY LINE THAT IS AN ETCHED RUN ON THE CIRCUIT BOARD.

NOTE: Table 10-1 shows IC Pinout. (VCC & Gnd).



# REPLACEABLE MECHANICAL PARTS

## PARTS ORDERING INFORMATION

Replacement parts are available from or through your local Tektronix, Inc. Field Office or representative.

Changes to Tektronix instruments are sometimes made to accommodate improved components as they become available, and to give you the benefit of the latest circuit improvements developed in our engineering department. It is therefore important, when ordering parts, to include the following information in your order: Part number, instrument type or number, serial number, and modification number if applicable.

If a part you have ordered has been replaced with a new or improved part, your local Tektronix, Inc. Field Office or representative will contact you concerning any change in part number.

Change information, if any, is located at the rear of this manual.

## ITEM NAME

In the Parts List, an Item Name is separated from the description by a colon (:). Because of space limitations, an Item Name may sometimes appear as incomplete. For further Item Name identification, the U.S. Federal Cataloging Handbook H6-1 can be utilized where possible.

## FIGURE AND INDEX NUMBERS

Items in this section are referenced by figure and index numbers to the illustrations.

## INDENTATION SYSTEM

This mechanical parts list is indented to indicate item relationships. Following is an example of the indentation system used in the description column.

```

1 2 3 4 5           Name & Description
Assembly and/or Component
Attaching parts for Assembly and/or Component
    - - - * - - -
Detail Part of Assembly and/or Component
Attaching parts for Detail Part
    - - - * - - -
Parts of Detail Part
Attaching parts for Parts of Detail Part
    - - - * - - -
  
```

Attaching Parts always appear in the same indentation as the item it mounts, while the detail parts are indented to the right. Indented items are part of, and included with, the next higher indentation. The separation symbol - - - \* - - - indicates the end of attaching parts.

**Attaching parts must be purchased separately, unless otherwise specified.**

## ABBREVIATIONS

#	INCH	ELCTRN	ELECTRON	IN	INCH	SE	SINGLE END
ACTR	NUMBER SIZE	ELEC	ELECTRICAL	INCAND	INCANDESCENT	SECT	SECTION
ADPTR	ACTUATOR	ELCTLT	ELECTROLYTIC	INSUL	INSULATOR	SEMICOND	SEMICONDUCTOR
ALIGN	ADAPTER	ELEM	ELEMENT	INTL	INTERNAL	SHLD	SHIELD
AL	ALIGNMENT	EPL	ELECTRICAL PARTS LIST	LPHLDR	LAMPHOLDER	SHLDR	SHOULDERED
ASSEM	ALUMINUM	EOPT	EQUIPMENT	MACH	MACHINE	SKT	SOCKET
ASSY	ASSEMBLED	EXT	EXTERNAL	MECH	MECHANICAL	SL	SLIDE
ATTEN	ASSEMBLY	FIL	FILLISTER HEAD	MTG	MOUNTING	SLFLKG	SELF-LOCKING
AWG	ATTENUATOR	FLEX	FLEXIBLE	NIP	NIPPLE	SLVG	SLEEVING
BD	AMERICAN WIRE GAGE	FLH	FLAT HEAD	NON WIRE	NOT WIRE WOUND	SPR	SPRING
BRKT	BOARD	FLTR	FILTER	OBD	ORDER BY DESCRIPTION	SQ	SQUARE
BRS	BRACKET	FR	FRAME or FRONT	OD	OUTSIDE DIAMETER	SST	STAINLESS STEEL
BRZ	BRASS	FSTNR	FASTENER	OVH	OVAL HEAD	STL	STEEL
BSHG	BRONZE	FT	FOOT	PH BRZ	PHOSPHOR BRONZE	SW	SWITCH
CAB	BUSHING	FXD	FIXED	PL	PLAIN or PLATE	T	TUBE
CAP	CABINET	GSKT	GASKET	PLSTC	PLASTIC	TERM	TERMINAL
CER	CAPACITOR	HDL	HANDLE	PN	PART NUMBER	THD	THREAD
CHAS	CERAMIC	HEX	HEXAGON	PNH	PAN HEAD	THK	THICK
CKT	CHASSIS	HEX HD	HEXAGONAL HEAD	PWR	POWER	TNSN	TENSION
COMP	CIRCUIT	HEX SOC	HEXAGONAL SOCKET	RCPT	RECEPTACLE	TPG	TAPPING
CONN	COMPOSITION	HLCPS	HELICAL COMPRESSION	RES	RESISTOR	TRH	TRUSS HEAD
COV	CONNECTOR	HLEXT	HELICAL EXTENSION	RGD	RIGID	V	VOLTAGE
CPLG	COVER	HV	HIGH VOLTAGE	RLF	RELIEF	VAR	VARIABLE
CRT	COUPLING	IC	INTEGRATED CIRCUIT	RTNR	RETAINER	W	WITH
DEG	CATHODE RAY TUBE	ID	INSIDE DIAMETER	SCH	SOCKET HEAD	WSHR	WASHER
DWR	DEGREE	IDNT	IDENTIFICATION	SCOPE	OSCILLOSCOPE	XFMR	TRANSFORMER
	DRAWER	IMPLR	IMPELLER	SCR	SCREW	XSTR	TRANSISTOR

CROSS INDEX - MFR. CODE NUMBER TO MANUFACTURER

Mfr. Code	Manufacturer	Address	City, State, Zip Code
000BK	STAUFFER SUPPLY	105 SE TAYLOR	PORTLAND, OR 97214
00779	AMP INC	2800 FULLING MILL PO BOX 3608	HARRISBURG PA 17105
01536	TEXTRON INC CAMCAR DIV	1818 CHRISTINA ST	ROCKFORD IL 61108
02660	SEMS PRODUCTS UNIT AMPHENOL CORP SUB OF ALLIED CORP	4300 COMMERCE CT	LISLE IL 60532
05574	COMMERCIAL AND INDUSTRIAL OPNS VIKING CONNECTORS INC SUB OF CRITON CORP	21001 NORDHOFF ST	CHATSWORTH CA 91311-5911
06383	PANDUIT CORP	17301 RIDGELAND	TINLEY PARK IL 07094-2917
06540	MITE CORP AMATOM ELECTRONIC HARDWARE DIV	446 BLAKE ST	NEW HAVEN CT 06515-1238
06915	RICHCO PLASTIC CO	5825 N TRIPP AVE	CHICAGO IL 60646-6013
07416	NELSON NAME PLATE CO	3191 CASITAS	LOS ANGELES CA 90039-2410
08261	SPECTRA-STRIP AN ELTRA CO	7100 LAMPSON AVE	GARDEN GROVE CA 92642
09922	BURNDY CORP	RICHARDS AVE	NORWALK CT 06852
13103	THERMALLOY CO INC	2021 W VALLEY VIEW LN PO BOX 810839	DALLAS TX 75381
16428	COOPER BELDEN ELECTRONIC WIRE AND CA SUB OF COOPER INDUSTRIES INC	NW N ST	RICHMOND IN 47374
18680	HIGHLAND MFG CO THE DIV OF BUELL INDUSTRIES INC	1240 WOLCOTT ST	WATERBURY CT 06720
22526	DU PONT E I DE NEMOURS AND CO INC DU PONT CONNECTOR SYSTEMS DIV MILITARY PRODUCTS GROUP	515 FISHING CREEK RD	NEW CUMBERLAND PA 17070-3007
24931	SPECIALTY CONNECTOR CO INC	2100 EARLYWOOD DR PO BOX 547	FRANKLIN IN 46131
27264	MOLEX INC	2222 WELLINGTON COURT	LISLE IL 60532-1613
31781	EDAC INC	20 RAILSIDE RD DON MILLS	ONT MSA 144 CAN
70903	COOPER BELDEN ELECTRONICS WIRE AND C SUB OF COOPER INDUSTRIES INC	2000 S BATAVIA AVE	GENEVA IL 60134-3325
71468	ITT CANNON DIV OF ITT CORP	10550 TALBERT AVE PO BOX 8040	FOUNTAIN VALLEY CA 92728-8040
73743	FISCHER SPECIAL MFG CO	111 INDUSTRIAL RD	COLD SPRING KY 41076-9749
77900	SHAKEPROOF DIV OF ILLINOIS TOOL WORKS	SAINT CHARLES RD	ELGIN IL 60120
78189	ILLINOIS TOOL WORKS INC SHAKEPROOF DIV	ST CHARLES ROAD	ELGIN IL 60120
80009	TEKTRONIX INC	14150 SW KARL BRAUN DR PO BOX 500 MS 53-111	BEAVERTON OR 97707-0001
83385	MICRODOT MFG INC GREER-CENTRAL DIV	3221 W BIG BEAVER RD	TROY MI 48098
85471	BOYD CORP	13885 RAMOMA AVE	CHINO CA 91710
86928	SEASTROM MFG CO INC	701 SONORA AVE	GLENDALE CA 91201-2431
87473	INSULECTRO A DIV OF QUINTEC INDUSTRIES	3176 AIRWAY AVE	COSTA MESA CA 92626-4608
91500	ASHEVILLE-SCHOONMAKER MICA CO	910 JEFFERSON AVE P O BOX 318	NEWPORT NEWS VA 23607-6120
93907	TEXTRON INC CAMCAR DIV	600 18TH AVE	ROCKFORD IL 61101
S3109	FELLER	ASA ADOLF AG STOTZWEID CH8810	HORGEN SWITZERLAND
S3629	SCHURTER AG H C/O PANEL COMPONENTS CORP	2015 SECOND STREET	BERKELEY CA 94170
TK0060	WRIGHT ENGINEERING PLASTICS INC	10350 OLD REDWOOD HWY	WINDSOR CA 95492-9208
TK0392	NORTHWEST FASTENER SALES INC	7923 SW CIRRRUS DRIVE	BEAVERTON OR 97005-6448
TK0435	LEWIS SCREW CO	4300 S RACINE AVE	CHICAGO IL 60609-3320
TK0508	NORTHWEST SPRING AND MFG CO	5858 WILLOW LANE	LAKE OSWEGO OR 97034-5343
TK0858	STAUFFER SUPPLY CO	105 SE TAYLOR	PORTLAND OR 97214
TK0861	H SCHURTER AG DIST PANEL COMPONENTS	2015 SECOND STREET	BERKELEY CA 94170
TK1148	ACACIA SALES INC (DIST)	7763 SW CIRRRUS DR BLDG 26	BEAVERTON OR 97005-6452
TK1373	PATELEC-CEM (ITALY)	10156 TORINO	VAICENTALLO 62/45S ITALY

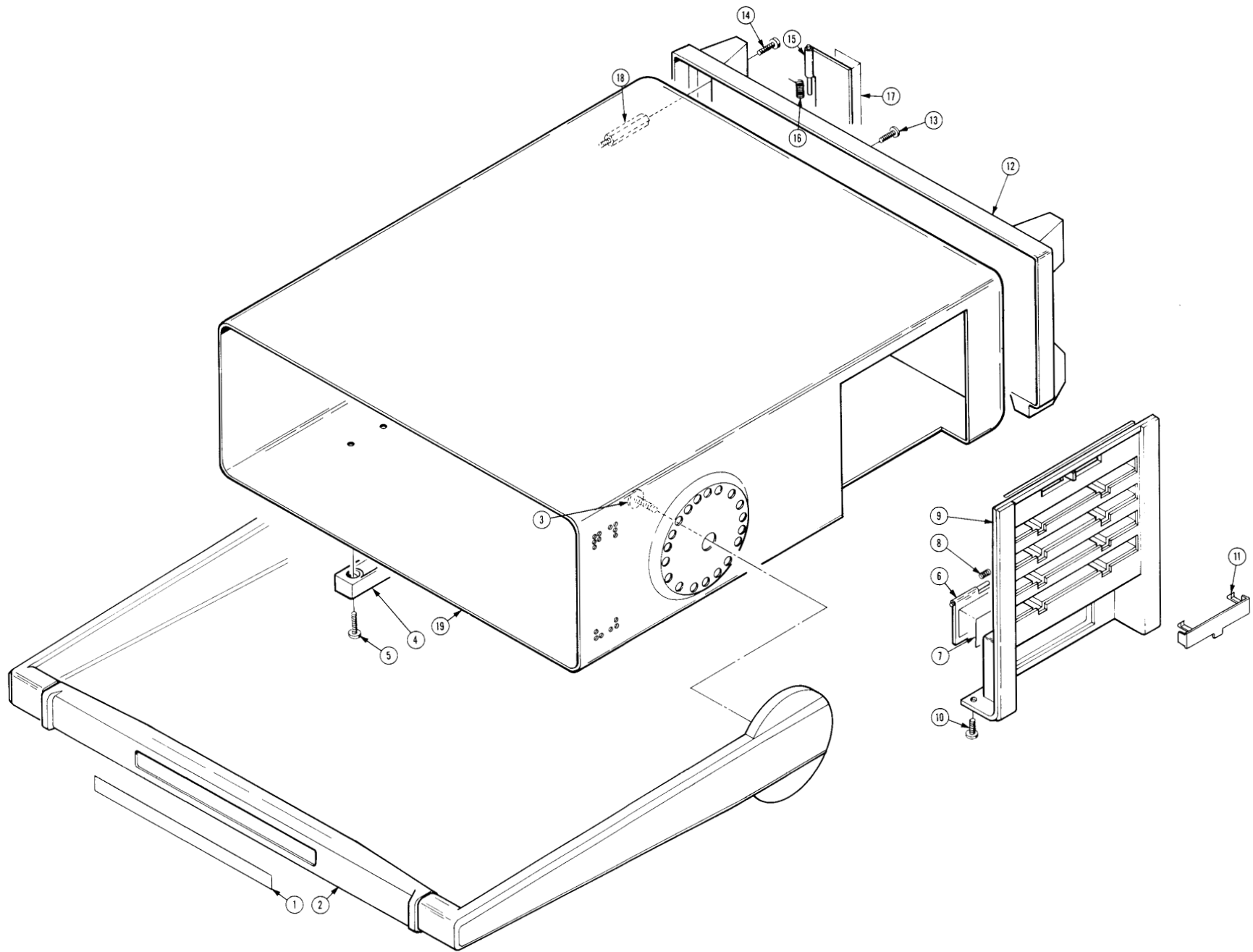


CROSS INDEX - MFR. CODE NUMBER TO MANUFACTURER

<u>Mfr. Code</u>	<u>Manufacturer</u>	<u>Address</u>	<u>City, State, Zip Code</u>
TK1483	TEKA PRODUCTS INC	45 SALEM ST	PROVIDENCE RI 02907

Replaceable Mechanical Parts  
1240 Service Vol.11

Fig. & Index No.	Tektronix Part No.	Serial/Assembly No.		Qty	12345 Name & Description	Mfr.	
		Effective	Dscont.			Code	Mfr. Part No.
1-1	334-4896-00			1	MARKER,IDENT:MKD HANDLE	80009	334-4896-00
-2	367-0322-00			1	HANDLE,CARRYING:13.800 L,SST (ATTACHING PARTS)	80009	367-0322-00
-3	212-0144-00			2	SCREW,TPG,TF:8-16 X 0.562 L,PLASTITE (END ATTACHING PARTS)	93907	225-38131-012
-4	348-0770-00			2	FOOT,CABINET:BLACK POLYURETHANE (ATTACHING PARTS)	80009	348-0770-00
-5	211-0504-00			4	SCREW,MACHINE:6-32 X 0.250,PNH,STL (END ATTACHING PARTS)	TK0435	ORDER BY DESCR
-6	200-2815-00			2	DOOR,ROM PACK:POLYCARBONATE	80009	200-2815-00
-7	334-4754-00			1	MARKER,IDENT:MKD RECEPTACLE,ROM PACK	80009	334-4754-00
-8	214-1906-00			2	SPR,HLCL,TRSN:0.108 OD X 1.25,MUSIC WIRE	TK0508	ORDER BY DESCR
-9	351-0696-00			1	GUIDE,PROBE:POLYCARBONATE,SMOKE TAN (ATTACHING PARTS)	80009	351-0696-00
-10	211-0504-00			2	SCREW,MACHINE:6-32 X 0.250,PNH,STL (END ATTACHING PARTS)	TK0435	ORDER BY DESCR
-11	200-2782-00			1	COVER,HOLE:	80009	200-2782-00
-12	426-1914-00			1	FRAME PNL,CAB.:REAR (ATTACHING PARTS)	80009	426-1914-00
-13	211-0504-00			4	SCREW,MACHINE:6-32 X 0.250,PNH,STL	TK0435	ORDER BY DESCR
-14	211-0510-00			2	SCREW,MACHINE:6-32 X 0.375,PNH,STL (END ATTACHING PARTS)	83385	ORDER BY DESCR
-15	200-2815-00			1	DOOR,ROM PACK:POLYCARBONATE	80009	200-2815-00
-16	214-1906-00			1	SPR,HLCL,TRSN:0.108 OD X 1.25,MUSIC WIRE	TK0508	ORDER BY DESCR
-17	334-4757-00			1	MARKER,IDENT:MKD COMMUNICATION PACK	80009	334-4757-00
-18	129-1006-00			4	SPACER,POST:0.95 L,6-32 EXT/INT,BRS,ZN	06540	9743-61-B-0632
-19	437-0295-00			1	CAB.,LGC ANALY:	80009	437-0295-00



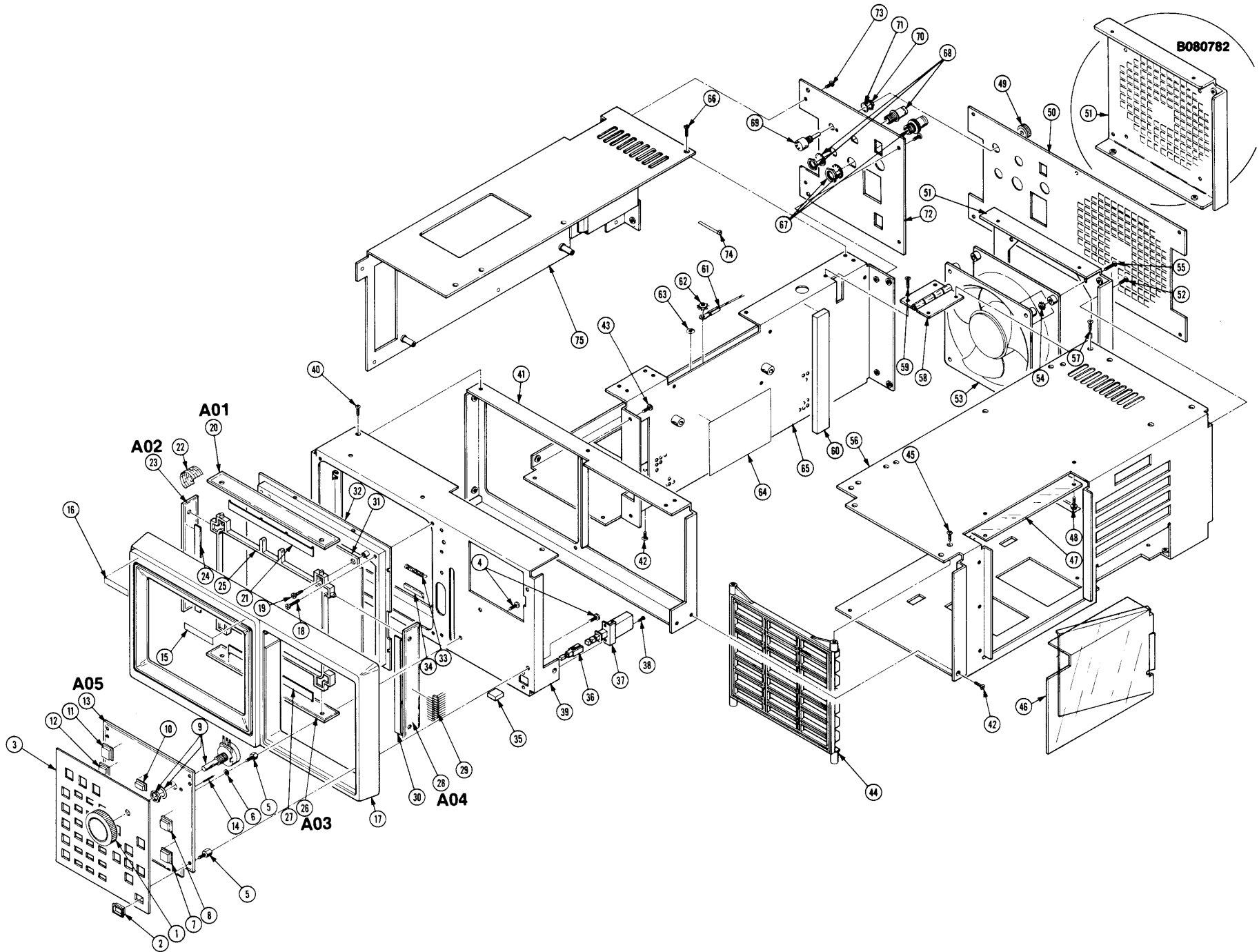


Fig. & Index No.	Tektronix Part No.	Serial/Assembly No.		Qty	12345 Name & Description	Mfr.	
		Effective	Discort			Code	Mfr. Part No.
2-1	366-2159-00			1	KNOB:IVORY GRAY,SCROLL,1.243 ID X 1.4 OD	80009	366-2159-00
	213-0153-00			1	.SETSCREW:5-40 X 0.125,STL	TK0392	ORDER BY DESCR
-2	426-0785-00			1	FRAME,PUSH BTN:	80009	426-0785-00
-3	333-2924-00			1	PANEL,FRONT: (ATTACHING PARTS)	80009	333-2924-00
-4	211-0504-00			4	SCREW,MACHINE:6-32 X 0.250,PNH,STL	TK0435	ORDER BY DESCR
-5	129-0208-00			4	SPACER,POST:0.312 L,W/6-32 THD 1 END (END ATTACHING PARTS)	80009	129-0208-00
-6	210-1092-00			1	WASHER,FLAT:0.147 ID X 0.312 OD X 0.028	86928	5714-33-32N
-7	366-2033-01			4	PUSH BUTTON:DOVE GRAY,UP ARROW	TK0060	ORDER BY DESCR
	366-2033-03			1	PUSH BUTTON:DOVE GRAY,NEXT	TK0060	ORDER BY DESCR
-8	366-2030-23			1	PUSH BUTTON:IVORY GRAY,0.4 SQ X 0.175 H	TK0060	ORDER BY DESCR
-9	-----			1	ENCODER,DIGITAL:(SEE S235 REPL)		
-10	366-2032-01			1	PUSH BUTTON:IVORY GRAY,1	TK0060	ORDER BY DESCR
	366-2032-02			1	PUSH BUTTON:IVORY GRAY,2	TK0060	ORDER BY DESCR
	366-2032-03			1	PUSH BUTTON:IVORY GRAY,3	TK0060	ORDER BY DESCR
	366-2032-04			1	PUSH BUTTON:IVORY GRAY,4	TK0060	ORDER BY DESCR
	366-2032-05			1	PUSH BUTTON:IVORY GRAY,5	TK0060	ORDER BY DESCR
	366-2032-06			1	PUSH BUTTON:IVORY GRAY,6	TK0060	ORDER BY DESCR
	366-2032-07			1	PUSH BUTTON:IVORY GRAY,7	TK0060	ORDER BY DESCR
	366-2032-08			1	PUSH BUTTON:IVORY GRAY,8	TK0060	ORDER BY DESCR
	366-2032-09			1	PUSH BUTTON:IVORY GRAY,9	TK0060	ORDER BY DESCR
	366-2032-10			1	PUSH BUTTON:IVORY GRAY,0	TK0060	ORDER BY DESCR
	366-2032-11			1	PUSH BUTTON:IVORY GRAY,A	TK0060	ORDER BY DESCR
	366-2032-12			1	PUSH BUTTON:IVORY GRAY,B	TK0060	ORDER BY DESCR
	366-2032-13			1	PUSH BUTTON:IVORY GRAY,C	TK0060	ORDER BY DESCR
	366-2032-14			1	PUSH BUTTON:IVORY GRAY,D	TK0060	ORDER BY DESCR
	366-2032-15			1	PUSH BUTTON:IVORY GRAY,E	TK0060	ORDER BY DESCR
	366-2032-16			1	PUSH BUTTON:IVORY GRAY,F	TK0060	ORDER BY DESCR
	366-2032-17			1	PUSH BUTTON:IVORY GRAY,X	TK0060	ORDER BY DESCR
	366-2032-18			1	PUSH BUTTON:IVORY GRAY,DIAMOND	TK0060	ORDER BY DESCR
-11	366-2030-00			3	PUSH BUTTON:IVORY GRAY,0.4SQ X 0.175	TK0060	ORDER BY DESCR
-12	366-2045-00			5	PUSH BUTTON:SLATE GRAY,0.4 SQ X 0.24 H	TK0060	ORDER BY DESCR
-13	-----			1	CKT BOARD ASSY:KEYBOARD(SEE A05 REPL)		
-14	131-0608-00			57	.TERMINAL,PIN:0.365 L X 0.025 BRZ GLD PL	22526	48283-036
-15	334-4785-00			1	MARKER,IDENT:MKD 1240	80009	334-4785-00
-16	334-5013-01	B010100	B091628	1	EMBLEM:	80009	334-5013-01
	334-0094-00	B091629		1	EMBLEM:SMOKE TAN W/O STUD	80009	334-0094-00
-17	426-1913-01			1	FRAME PNL,CAB.:FRONT,FINISHED	80009	426-1913-01
	174-0086-00	B091464		1	BRAID ASSY,WIRE:4.75 L	80009	174-0086-00
	210-0457-00	B091464		1	NUT,PL,ASSEM WA:6-32 X 0.312,STL CD PL	78189	511-061800-00
	672-1130-00			1	CIRCUIT BD ASSY:LED/PT (ATTACHING PARTS)	80009	672-1130-00
-18	211-0513-00			4	SCREW,MACHINE:6-32 X 0.625,PNH,STL	93907	B80-00032-003
-19	213-0054-00	B010100	B080339	4	SCREW,TPG,TF:6-32 X 0.312,TYPE T,PNH,STL	93907	ORDER BY DESCR
	213-0146-00	B080340		4	SCREW,TPG,TF:6-20 X 0.312,TYPE B,PNH,STL (END ATTACHING PARTS)	83385	ORDER BY DESCR
					CKT BOARD ASSY INCLUDES:		
-20	-----			1	.CKT BOARD ASSY:PT-1(SEE A01 REPL)		
-21	337-3072-00			1	.SHIELD,CKT BD:STATIC	80009	337-3072-00
-22	-----			3	.CA ASSY SP,ELEC:(PART OF 672-1130-00)		
-23	-----			1	.CKT BOARD ASSY:PT-2(SEE A02 REPL)		
-24	337-3072-00			1	.SHIELD,CKT BD:STATIC	80009	337-3072-00
-25	378-0200-00			1	.FILTER,LIGHT:LIGHT EMITTING DIODE	80009	378-0200-00
-26	-----			1	.CKT BOARD ASSY:LED-1(SEE A03 REPL)		
-27	337-3072-00			1	.SHIELD,CKT BD:STATIC	80009	337-3072-00
-28	-----			1	.CKT BOARD ASSY:LED-2(SEE A04 REPL)		
-29	131-2221-00			1	.CONN,RCPT,ELEC:CKT BD,50 CONT,MALE	22526	65626-150
-30	337-3072-00			1	.SHIELD,CKT BD:STATIC	80009	337-3072-00
-31	337-3030-00			1	SHLD,IMPLOSION:	80009	337-3030-00
-32	343-1049-00			1	RETAINER,CRT:740	80009	343-1049-00
-33	214-1699-00	B010100	B091463	1	SPRING,HLEXT:0.18 OD X 4.0,STL ZN PL,XLOOP	TK0508	V14C
	214-3103-00	B091464		1	SPRING,HLEXT:0.187 OD X 0.94 L,MUW	80009	214-3103-00
-34	252-0571-00			AR	NEOPRENE EXTR:CHAN,0.234 X 0.156	85471	ORDER BY DESCR
-35	366-1381-01			1	PUSH BUTTON:BLK,POWER OFF	80009	366-1381-01
-36	384-1136-00			1	EXTENSION SHAFT:0.95 INCH LONG	80009	384-1136-00
-37	-----			1	SWITCH,PUSH:(SEE S181 REPL) (ATTACHING PARTS)		

Replaceable Mechanical Parts  
1240 Service Vol.11

Fig. & Index No.	Tektronix Part No.	Serial/Assembly No.		Qty	12345 Name & Description	Mfr.	
		Effective	Discort			Code	Mfr. Part No.
2-38	211-0022-00			2	SCREW,MACHINE:2-56 X 0.188,PNH,STL (END ATTACHING PARTS)	TK0435	ORDER BY DESCR
-39	386-4831-01			1	SUBPANEL,FRONT: (ATTACHING PARTS)	80009	386-4831-01
-40	211-0101-00			4	SCREW,MACHINE:4-40 X 0.25,FLH,100 DEG,STL (END ATTACHING PARTS)	TK0435	ORDER BY DESCR
-41	426-1901-00	B010100	B091463	1	FRAME PNL,CHAS:FRONT,ALUMINUM	80009	426-1901-00
	426-1901-01	B091464		1	FRAME PNL,CHAS:FRONT,ALUMINUM (ATTACHING PARTS)	80009	426-1901-01
-42	211-0101-00			6	SCREW,MACHINE:4-40 X 0.25,FLH,100 DEG,STL	TK0435	ORDER BY DESCR
-43	211-0504-00			2	SCREW,MACHINE:6-32 X 0.250,PNH,STL (END ATTACHING PARTS)	TK0435	ORDER BY DESCR
-44	351-0697-00			3	GUIDE,CKT BOARD:PLASTIC,5.745 L (ATTACHING PARTS)	80009	351-0697-00
-45	211-0101-00			10	SCREW,MACHINE:4-40 X 0.25,FLH,100 DEG,STL (END ATTACHING PARTS)	TK0435	ORDER BY DESCR
-46	337-3127-00			1	SHIELD,CKT BD:LEXAN	80009	337-3127-00
-47	337-3095-00			1	SHIELD,ELEC:CABLE (ATTACHING PARTS)	80009	337-3095-00
-48	211-0661-00			4	SCR,ASSEM WSHR:4-40 X 0.25,PNH,STL,POZ (END ATTACHING PARTS)	01536	821-01655-024
-49	366-1264-00			1	KNOB:GY,0.127 ID X 0.6 OD X 0.375 H	80009	366-1264-00
	213-0153-00			1	.SETSCREW:5-40 X 0.125,STL	TK0392	ORDER BY DESCR
-50	333-2919-00	B010100	B079999	1	PANEL,REAR:	80009	333-2919-00
	333-2919-02	B080000	B091813	1	PANEL,REAR:	80009	333-2919-02
	333-2919-01	B091814		1	PANEL,REAR:	80009	333-2919-01
-51	407-2893-00	B010100	B080781	1	BRACKET,FAN:ALUMINUM	80009	407-2893-00
	407-2893-01	B080782		1	BRACKET,FAN:ALUMINUM (ATTACHING PARTS)	80009	407-2893-01
-52	211-0101-00			6	SCREW,MACHINE:4-40 X 0.25,FLH,100 DEG,STL (END ATTACHING PARTS)	TK0435	ORDER BY DESCR
-53	-----			1	FAN,VENTILATING:(SEE B111 REPL) (ATTACHING PARTS)		
-54	210-0586-00			4	NUT,PL,ASSEM WA:4-40 X 0.25,STL CD PL	78189	211-041800-00
-55	211-0106-00			4	SCREW,MACHINE:4-40 X 0.625,FLH,100 DEG,STL (END ATTACHING PARTS)	TK0435	ORDER BY DESCR
	378-0076-00	B070537	B080781	1	FLTR,SCRN MESH:4.5 SQ,AL	80009	378-0076-00
-56	352-0668-00			1	HOLDER,CKT BD:ALUMINUM (ATTACHING PARTS)	80009	352-0668-00
-57	211-0101-00			4	SCREW,MACHINE:4-40 X 0.25,FLH,100 DEG,STL (END ATTACHING PARTS)	TK0435	ORDER BY DESCR
-58	214-3378-01			2	HINGE,BUTT:2.0 L X 1.5 W,ALUMINUM (ATTACHING PARTS)	80009	214-3378-01
-59	211-0101-00			4	SCREW,MACHINE:4-40 X 0.25,FLH,100 DEG,STL (END ATTACHING PARTS)	TK0435	ORDER BY DESCR
-60	348-0102-00			2	PAD,CUSHIONING:13.76 X 0.67 X 0.188,RUBBER	80009	348-0102-00
-61	-----			1	LEAD,ELECTRICAL:(SEE W301 REPL) (ATTACHING PARTS)		
-62	210-0586-00	B010100	B091209	1	NUT,PL,ASSEM WA:4-40 X 0.25,STL CD PL	78189	211-041800-00
	210-0457-00	B091210		1	NUT,PL,ASSEM WA:6-32 X 0.312,STL CD PL (END ATTACHING PARTS)	78189	511-061800-00
-63	334-3379-00	B010100	B059999	1	MARKER,IDENT:MARKED GROUND SYMBOL	07416	ORDER BY DESCR
	334-3379-01	B060000		1	MARKER,IDENT:MARKED GROUND SYMBOL	80009	334-3379-01
-64	334-5742-00	B060000		1	MARKER,IDENT:MKD CAUTION/CONFIGURATION FOR CARD CASE	80009	334-5742-00
-65	441-1643-00	B010100	B091209	1	CHAS,LGC ANALY:	80009	441-1643-00
	441-1643-03	B091210		1	CHAS,LGC ANALY: (ATTACHING PARTS)	80009	441-1643-03
-66	211-0101-00			6	SCREW,MACHINE:4-40 X 0.25,FLH,100 DEG,STL (END ATTACHING PARTS)	TK0435	ORDER BY DESCR
-67	131-1171-00			1	CONN,RCPT,ELEC:BNC,FEMALE	24931	28JR231-1
-68	131-1315-01			2	CONN,RCPT,ELEC:BNC,FEMALE	80009	131-1315-01
-69	-----			1	RESISTOR,VAR:(SEE R581 REPL) (ATTACHING PARTS)		
-70	210-0583-00			1	NUT,PLAIN,HEX:0.25-32 X 0.312,BRS CD PL	73743	2X-20319-402
-71	210-0046-00			1	WASHER,LOCK:0.261 ID,INTL,0.018 THK,STL	77900	1214-05-00-0541C
	210-1091-00			1	WASHER,FLAT:0.266 ID X 0.437 OD X 0.03,STL (END ATTACHING PARTS)	86928	A371-123-30-C

Fig. & Index No.	Tektronix Part No.	Serial/Assembly No.		Qty	12345 Name & Description	Mfr.	
		Effective	Dscont			Code	Mfr. Part No.
2-72	386-4865-00			1	SUBPANEL, REAR: (ATTACHING PARTS)	80009	386-4865-00
-73	211-0101-00			4	SCREW, MACHINE: 4-40 X 0.25, FLH, 100 DEG, STL (END ATTACHING PARTS)	TK0435	ORDER BY DESCR
-74	343-0549-00			2	STRAP, TIEDOWN, E: 0.091 W X 4.0 L, ZYTEL	06383	PLT1M
-75	407-2892-00			1	BRACKET, CKT BD: ALUMINUM	80009	407-2892-00

Replaceable Mechanical Parts  
1240 Service Vol.11

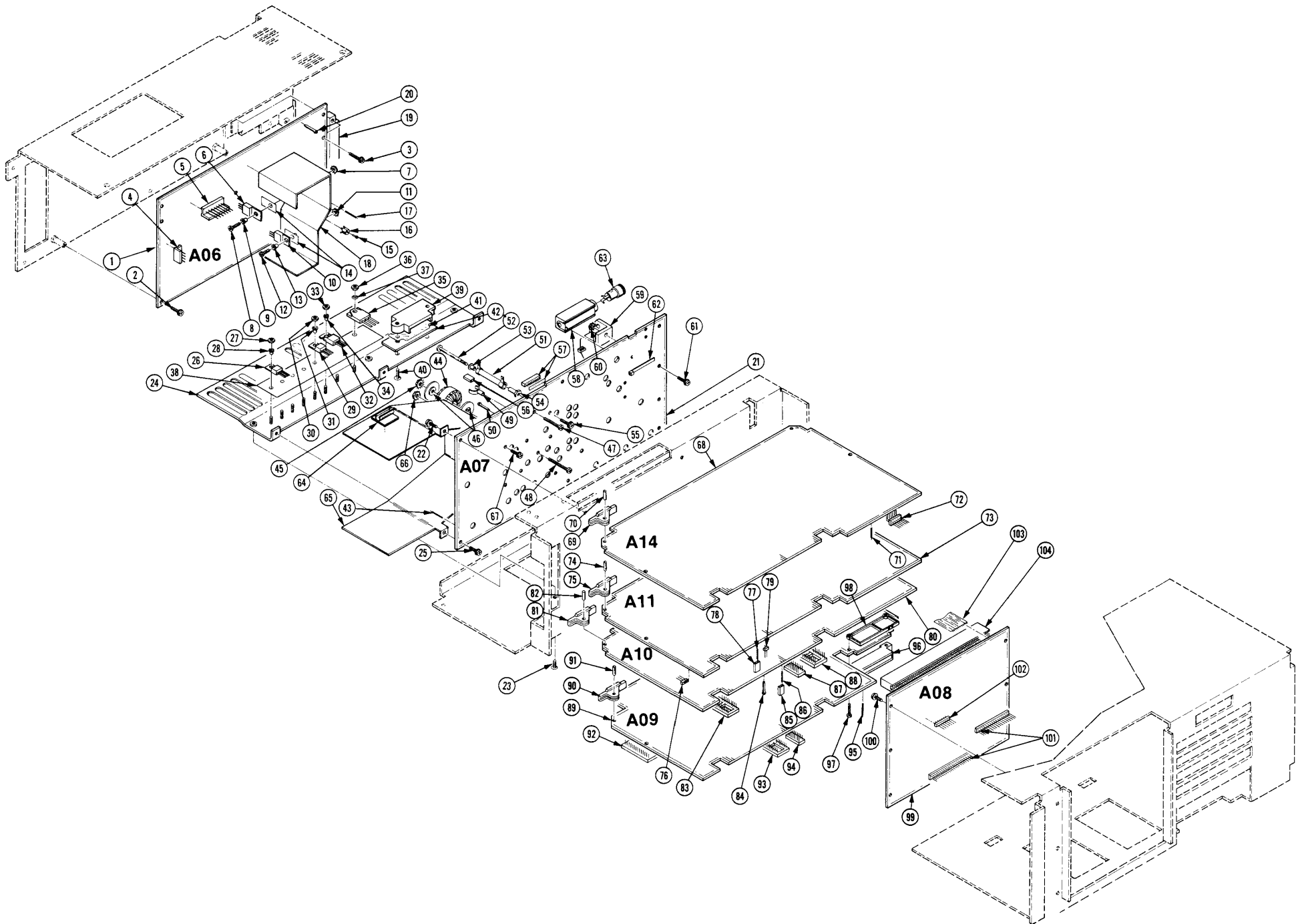
Fig. & Index No.	Tektronix Part No.	Serial/Assembly No. Effective	Dscnt	Qty	12345 Name & Description	Mfr. Code	Mfr. Part No.
3-1	-----			1	CKT BOARD ASSY:CRT DRIVE(SEE A06 REPL) (ATTACHING PARTS)		
-2	211-0315-00			6	SCR,ASSEM WSHR:4-40 X 0.437,PNH,STL CD PL	78189	ORDER BY DESC
-3	211-0246-00			2	SCR,ASSEM WSHR:4-40 X 0.625,PNH,STL,POZ (END ATTACHING PARTS)	01536	ORDER BY DESC
					CKT BOARD ASSY INCLUDES:		
-4	131-2575-00			1	.TERM SET,PIN:4 CONTACT,MALE	27264	09-60-1041
-5	131-2527-00			1	.TERM SET,PIN:HEADER,1 X 7,0.156 CTR	27264	09-61-1076
-6	-----			1	.TRANSISTOR:(SEE A06Q265 REPL) (ATTACHING PARTS)		
-7	210-0586-00			1	.NUT,PL,ASSEM WA:4-40 X 0.25,STL CD PL	78189	211-041800-00
-8	211-0097-00			1	.SCREW,MACHINE:4-40 X 0.312,PNH,STL	TK0435	ORDER BY DESC
-9	210-1178-00			1	.WASHER,SHLDR: (END ATTACHING PARTS)	13103	7721-7PPS
-10	-----			1	.TRANSISTOR:(SEE A06Q560 REPL) (ATTACHING PARTS)		
-11	210-0586-00			1	.NUT,PL,ASSEM WA:4-40 X 0.25,STL CD PL	78189	211-041800-00
-12	211-0097-00			1	.SCREW,MACHINE:4-40 X 0.312,PNH,STL	TK0435	ORDER BY DESC
-13	210-1178-00			1	.WASHER,SHLDR: (END ATTACHING PARTS)	13103	7721-7PPS
-14	342-0202-00			2	.INSULATOR,PLATE:TRANSISTOR,MICA	91500	10-21-023-106
-15	136-0252-00			3	.SOCKET,PIN TERM:U/W 0.019 DIA PINS	00779	2-330808-7
-16	131-1003-00			3	.CONN,RCPT,ELEC:CKT BD MT,3 PRONG	80009	131-1003-00
-17	131-0608-00			54	.TERMINAL,PIN:0.365 L X 0.025 BRZ GLD PL	22526	48283-036
-18	337-3111-00			1	.SHIELD,ELEC:TRANSFORMER	80009	337-3111-00
-19	131-1262-00			1	.CONN,RCPT,ELEC:EDGE CARD,20/40 CONT,0.1 SP	05574	000201-4338
-20	214-0579-00			11	.TERM,TEST POINT:BRS CD PL	80009	214-0579-00
-21	-----			1	CKT BOARD ASSY:POWER SUPPLY(SEE A07 REPL) (ATTACHING PARTS)		
-22	211-0661-00			1	SCR,ASSEM WSHR:4-40 X 0.25,PNH,STL,POZ	01536	821-01655-024
-23	211-0101-00			3	SCREW,MACHINE:4-40 X 0.25,FLH,100 DEG,STL (END ATTACHING PARTS)	TK0435	ORDER BY DESC
					CKT BOARD ASSY INCLUDES:		
-24	214-3379-00			1	.HEAT SINK,XSTR:(7)TO-220,(4)TO-218,AL (ATTACHING PARTS)	80009	214-3379-00
-25	211-0661-00			2	.SCR,ASSEM WSHR:4-40 X 0.25,PNH,STL,POZ (END ATTACHING PARTS)	01536	821-01655-024
-26	-----			2	.MICROCIRCUIT:(SEE A07U471,U472 REPL) (ATTACHING PARTS)		
-27	210-0551-00	B010100	B079999	3	.NUT,PLAIN,HEX:4-40 X 0.25,ST CD PL	TK0435	ORDER BY DESC
	210-0406-00	B080000		3	.NUT,PLAIN,HEX:4-40 X 0.188,BRS CD PL	73743	12161-50
-28	210-1178-00			3	.WASHER,SHLDR: (END ATTACHING PARTS)	13103	7721-7PPS
-29	-----			1	.DIODE:(SEE A07CR461 REPL) (ATTACHING PARTS)		
-30	210-0551-00	B010100	B079999	1	.NUT,PLAIN,HEX:4-40 X 0.25,ST CD PL	TK0435	ORDER BY DESC
	210-0406-00	B080000		1	.NUT,PLAIN,HEX:4-40 X 0.188,BRS CD PL	73743	12161-50
-31	210-1178-00			1	.WASHER,SHLDR: (END ATTACHING PARTS)	13103	7721-7PPS
-32	-----			2	.TRANSISTOR:(SEE A07Q461,Q471 REPL) (ATTACHING PARTS)		
-33	210-0551-00	B010100	B079999	2	.NUT,PLAIN,HEX:4-40 X 0.25,ST CD PL	TK0435	ORDER BY DESC
	210-0406-00	B080000		2	.NUT,PLAIN,HEX:4-40 X 0.188,BRS CD PL	73743	12161-50
-34	210-1178-00			2	.WASHER,SHLDR: (END ATTACHING PARTS)	13103	7721-7PPS
-35	-----			2	.DIODE:(SEE A07CR445,CR451 REPL) (ATTACHING PARTS)		
-36	210-0551-00	B010100	B079999	2	.NUT,PLAIN,HEX:4-40 X 0.25,ST CD PL	TK0435	ORDER BY DESC
	210-0406-00	B080000		2	.NUT,PLAIN,HEX:4-40 X 0.188,BRS CD PL	73743	12161-50
-37	210-1122-00			2	.WASHER,LOCK:0.12 ID,DISHED,0.025 THK,STL (END ATTACHING PARTS)	86928	ORDER BY DESC
-38	342-0613-00			1	.INSULATOR,FILM:TRANSISTORS,MICA	80009	342-0613-00
	342-0202-00	B090667		1	.INSULATOR,PLATE:TRANSISTOR,MICA	91500	10-21-023-106
-39	200-2269-00			1	.COVER,XSTR: (ATTACHING PARTS)	80009	200-2269-00
-40	211-0512-00			2	.SCREW,MACHINE:6-32 X 0.5,FLH,100 DEG,STL (END ATTACHING PARTS)	TK0435	ORDER BY DESC
-41	342-0458-00			1	.INSULATOR,PLATE:TRANSISTOR,MICA	86928	ORDER BY DESC



Fig. & Index No.	Tektronix Part No.	Serial/Assembly No.		Qty	12345 Name & Description	Mfr.	
		Effective	Dscont			Code	Mfr. Part No.
3-42	342-0449-01			1	.INSULATOR, PLATE: TRANSISTOR, ALUMINA	80009	342-0449-01
-43	-----			11	.TERM, PIN: (SEE A07J145, J181, J444, .J481 REPL)		
-44	-----			5	.COIL/TRANS: (SEE A07L151, L351, L445, L451, .T261 REPL) . (ATTACHING PARTS)		
-45	210-0586-00			5	.NUT, PL, ASSEM WA: 4-40 X 0.25, STL CD PL	78189	211-041800-00
-46	352-0725-00			8	.HOLDER, TOROID: PLASTIC	80009	352-0725-00
-47	211-0021-00			1	.SCREW, MACHINE: 4-40 X 1.25, PNH, STL	TK0435	ORDER BY DESCR
-48	211-0020-00			4	.SCREW, MACHINE: 4-40 X 1.125, PNH, STL . (END ATTACHING PARTS)	TK0435	ORDER BY DESCR
-49	352-0086-00			1	.HOLDER, TOROID: 0.5 DIA, DELRIN	80009	352-0086-00
-50	-----			13	.TERM, TEST POINT: (SEE A07TP161, TP162, .TP171, TP172, TP173, TP181, TP182, TP183, .TP184, TP185, TP411, TP421, TP422 REPL)		
-51	-----			1	.RES, FXD, WW: (SEE A07R245 REPL) . (ATTACHING PARTS)		
-52	211-0529-00			1	.SCREW, MACHINE: 6-32 X 1.250, PNH, STL	TK0435	ORDER BY DESCR
-53	210-0601-00			1	.EYELET, METALLIC: 0.183 OD X 0.192 L, BRASS . (END ATTACHING PARTS)	18680	77362
-54	210-0478-00			1	.SPACER, POST: 0.66 L W/6-32 THD THRU, AL, HEX .ONE END, ROUND OTHER . (ATTACHING PARTS)	80009	210-0478-00
-55	211-0658-00			1	.SCR, ASSEM WSHR: 6-32 X 0.312, PNH, STL, POZ . (END ATTACHING PARTS)	78189	S51-060545-0X
-56	-----			1	.BUS, CONDUCTOR: (SEE A07P444 REPL)		
-57	131-2978-00	B010100	B069999	4	.HDR SKT, FLEXSTR:	80009	131-2978-00
	-----	B070000	B079999	4	.CONN, RCPT, ELEC: (SEE A07J100, J110, J120, .J130 REPL)		
-58	204-0906-00			1	.BODY, FUSEHOLDER: 3AG & 5 X 20MM FUSES	S3629	TYPEFAU031.3573
-59	-----			1	.CONN, RCPT, ELEC: (SEE A07J301 REPL) . (ATTACHING PARTS)		
-60	210-0586-00			2	.NUT, PL, ASSEM WA: 4-40 X 0.25, STL CD PL	78189	211-041800-00
-61	211-0244-00			2	.SCR, ASSEM WSHR: 4-40 X 0.312, PNH STL . (END ATTACHING PARTS)	TK0858	211-0244-00
-62	343-0549-00			4	.STRAP, TIEDOWN, E: 0.091 W X 4.0 L, ZYTEL	06383	PLT1M
-63	200-2264-00			1	CAP, FUSEHOLDER: 3AG FUSES (STANDARD ONLY)	S3629	FEK 031 1666
	200-2265-00	B010100	B079999	1	CAP, FUSEHOLDER: 5 X 20MM FUSES (OPTIONS A1, A2, A3, A4 & A5 ONLY)	TK0861	FEK 031.1663
	200-2264-00	B080000		1	CAP, FUSEHOLDER: 3AG FUSES (OPTIONS A1, A2, A3, A4 & A5 ONLY)	S3629	FEK 031 1666
-64	343-0401-00			1	RETAINER, CABLE: PLASTIC	06915	KKU-4
-65	337-3097-00			1	SHIELD, ELEC: YOKE . (ATTACHING PARTS)	80009	337-3097-00
-66	210-0586-00			2	NUT, PL, ASSEM WA: 4-40 X 0.25, STL CD PL	78189	211-041800-00
-67	211-0661-00			3	SCR, ASSEM WSHR: 4-40 X 0.25, PNH, STL, POZ (END ATTACHING PARTS)	01536	821-01655-024
-68	-----			1	CKT BOARD ASSY: TRIGGER (SEE A14 REPL)		
-69	214-1337-00			2	.PIN, SPRING: 0.25 L X 0.103 OD, STL CD PL	000BK	ORDER BY DESCR
-70	105-0160-04			2	.EJECTOR, CKT BD: YELLOW PLASTIC	80009	105-0160-04
-71	131-0608-00			96	.TERMINAL, PIN: 0.365 L X 0.025 BRZ GLD PL	22526	48283-036
-72	131-2221-00			1	.CONN, RCPT, ELEC: CKT BD, 50 CONT, MALE	22526	65626-150
-73	-----			1	CKT BOARD ASSY: DISPLAY (SEE A11 REPL)		
-74	214-1337-00			2	.PIN, SPRING: 0.25 L X 0.103 OD, STL CD PL	000BK	ORDER BY DESCR
-75	105-0160-04			2	.EJECTOR, CKT BD: YELLOW PLASTIC	80009	105-0160-04
-76	131-1425-00			1	.CONN, RCPT, ELEC: RTANG HEADER, 1 X 36, 0.1 SP	22526	65521-136
-77	131-0608-00			230	.TERMINAL, PIN: 0.365 L X 0.025 BRZ GLD PL	22526	48283-036
-78	131-0993-00			3	.BUS, CONDUCTOR: SHUNT ASSEMBLY, BLACK	22526	65474-005
-79	131-1857-00			1	.TERM SET, PIN: 36/0.025 SQ PIN, ON 0.1 CTRS	TK1483	082-3643-SS10
-80	-----			1	CKT BD ASSY: I/O PROCESSOR (SEE A10 REPL)		
-81	214-1337-00			2	.PIN, SPRING: 0.25 L X 0.103 OD, STL CD PL	000BK	ORDER BY DESCR
-82	105-0160-04			2	.EJECTOR, CKT BD: YELLOW PLASTIC	80009	105-0160-04
-83	136-0757-00			1	.SKT, PL-IN ELEC: MICROCIRCUIT, 40 DIP	09922	D1LB40P-108
-84	214-0579-00			14	.TERM, TEST POINT: BRS CD PL	80009	214-0579-00
-85	131-0993-00			1	.BUS, CONDUCTOR: SHUNT ASSEMBLY, BLACK	22526	65474-005
-86	131-0608-00			41	.TERMINAL, PIN: 0.365 L X 0.025 BRZ GLD PL	22526	48283-036
-87	136-0729-00			1	.SKT, PL-IN ELEC: MICROCKT, 16 CONTACT	09922	D1LB16P-108T

Replaceable Mechanical Parts  
1240 Service Vol.11

Fig. & Index No.	Tektronix Part No.	Serial/Assembly No. Effective Dscnt	Qty	12345 Name & Description	Mfr. Code	Mfr. Part No.
3-88	136-0755-00		8	.SKT,PL-IN ELEK:MICROCIRCUIT,28 DIP	09922	DILB28P-108
-89	-----		1	CKT BD ASSY:CONT PROCESSOR(SEE A09 REPL)		
-90	214-1337-00		2	.PIN,SPRING:0.25 L X 0.103 OD,STL CD PL	000BK	ORDER BY DESCR
-91	105-0160-04		2	.EJECTOR,CKT BD:YELLOW PLASTIC	80009	105-0160-04
-92	136-0757-00		1	.SKT,PL-IN ELEK:MICROCIRCUIT,40 DIP	09922	DILB40P-108
-93	136-0755-00		6	.SKT,PL-IN ELEK:MICROCIRCUIT,28 DIP	09922	DILB28P-108
-94	136-0729-00		1	.SKT,PL-IN ELEK:MICROCKT,16 CONTACT	09922	DILB16P-108T
-95	131-0608-00		38	.TERMINAL,PIN:0.365 L X 0.025 BRZ GLD PL	22526	48283-036
-96	131-2849-00		1	.CONN,RCPT,ELEC:EDGE CARD,RTANG,2 X 18,0.1 (ATTACHING PARTS)	31781	345-036-559-212
-97	211-0016-00		2	.SCREW,MACHINE:4-40 X 0.625,PNH,STL (END ATTACHING PARTS)	TK0435	ORDER BY DESCR
-98	351-0695-00		1	.GUIDE,ROM PACK:POLYCARBONATE,TEK BLACK	80009	351-0695-00
-99	-----		1	GUIDE,ROM PACK:POLYCARBONATE,TEK BLACK (ATTACHING PARTS)		
-100	211-0661-00		4	SCR,ASSEM WSHR:4-40 X 0.25,PNH,STL,POZ (END ATTACHING PARTS) CKT BOARD ASSY INCLUDES:	01536	821-01655-024
-101	-----		2	.CONN,RCPT,ELEC:(SEE A08J630,J746 REPL)		
-102	-----		1	.TERM. SET,PIN:(SEE A08J658 REPL)		
-103	-----		4	.CA ASSY,SP,ELEC:(SEE A08W100,W110,W120, .W130 REPL)		
-104	-----		8	.CONN,RCPT,ELEC:(SEE A08J150,J250,J350, .J450,J550,J650,J750,J850 REPL)		
	131-1614-00		2	.CONN,RCPT,ELEC:CKT BD,1 X 36,0.1 SPACING	08261	800-380-000



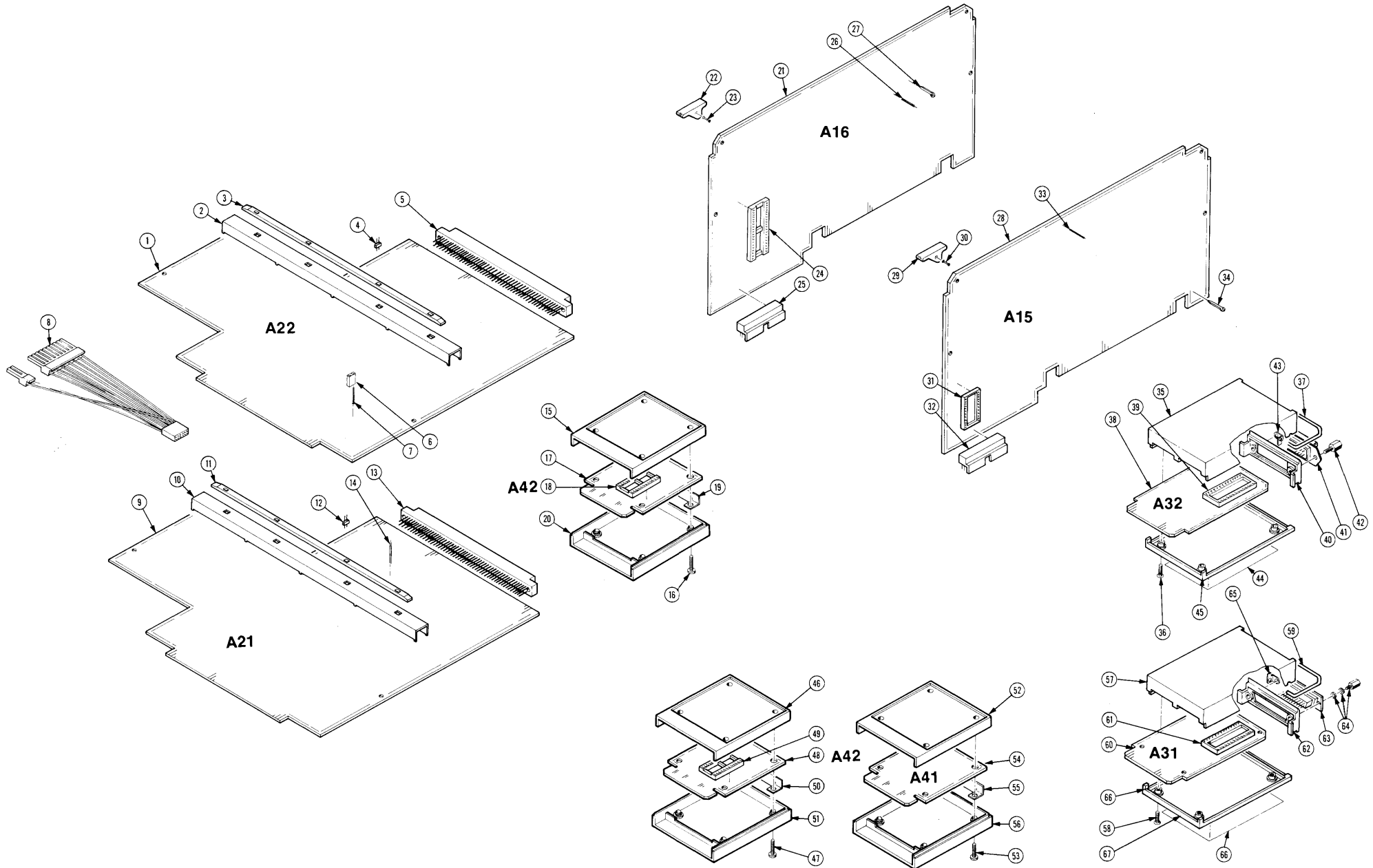
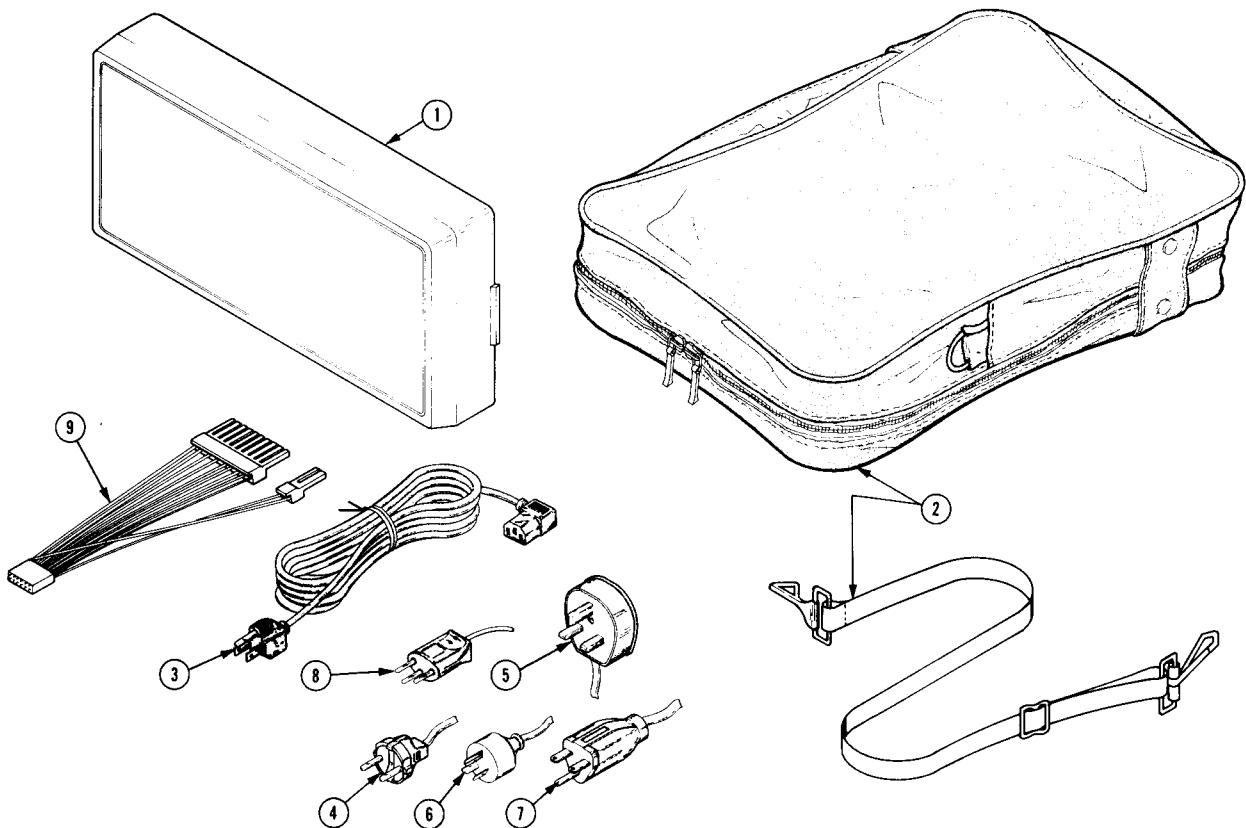


Fig. & Index No.	Tektronix Part No.	Serial/Assembly No.		Qty	12345	Name & Description	Mfr.	
		Effective	Dscort				Code	Mfr. Part No.
4-	067-1103-02			1		FIXTURE,CAL:SERVICE KIT	80009	067-1103-02
-1	-----			1		..CKT BOARD ASSY:EXTENDER(SEE A22 REPL)		
-2	386-4950-00			1		..STIF,CIRCUIT BD:10.025 L,BRASS	80009	386-4950-00
-3	351-0058-00			1		...SLIDE,GUIDE:PLUG-IN	80009	351-0058-00
-4	131-2401-00			3		..CONN,RCPT,ELEC:2 X 25,MALE	TK1483	082-2543-SD10
-5	131-1263-00			1		..CONN,RCPT,ELEC:EDGE CARD,50/100 CONT	05574	600201-3208
-6	131-0993-00			4		..BUS,CONDUCTOR:SHUNT ASSEMBLY,BLACK	22526	65474-005
-7	131-0608-00			21		..TERMINAL,PIN:0.365 L X 0.025 BRZ GLD PL	22526	48283-036
-8	012-0556-00			2		..LEAD SET,ELEC:DIAGNOSTIC	TK1148	ASI 61500 REV A
-9	-----			1		..CKT BOARD ASSY:EXTENDER(SEE A21 REPL)		
-10	386-4950-00			1		..STIF,CIRCUIT BD:10.025 L,BRASS	80009	386-4950-00
-11	351-0058-00			1		...SLIDE,GUIDE:PLUG-IN	80009	351-0058-00
-12	131-1263-00			1		..CONN,RCPT,ELEC:EDGE CARD,50/100 CONT	05574	600201-3208
-13	131-2401-00			1		..CONN,RCPT,ELEC:2 X 25,MALE	TK1483	082-2543-SD10
-14	131-0608-00			12		..TERMINAL,PIN:0.365 L X 0.025 BRZ GLD PL	22526	48283-036
						12RD01		
-15	200-2503-01			1		..COMPONENT KIT:DIAGNOSTIC ROM PACK		
				1		..COVER,ROM PACK:TOP,ABS,SMOKE TAN	80009	200-2503-01
						..(ATTACHING PARTS)		
-16	211-0012-00			4		..SCREW,MACHINE:4-40 X 0.375,PNH,STL	TK0435	ORDER BY DESCR
						..(END ATTACHING PARTS)		
-17	-----			1		..CKT BOARD ASSY:32K ROM PACK(SEE A42 REPL)		
-18	136-0751-00			4		...SKT,PL-IN ELEK:MICROCKT,24 PIN	09922	DILB24P108
-19	337-3122-00			1		..SHIELD,ELEC:STATIC	80009	337-3122-00
-20	200-2504-01			1		..COVER,ROM PACK:BOTTOM,ABS,SMOKE TAN	80009	200-2504-01
						D2		
-21	-----			1		..DISPLAY UNIT:NON-STORAGE		
-22	105-0160-04			2		..CKT BRD ASSY:18 CH.ACQ(A16 REPL)	80009	105-0160-04
-23	214-1337-00			2		..EJECTOR,CKT BD:YELLOW PLASTIC	000BK	ORDER BY DESCR
-24	136-0751-00			3		..PIN,SPRING:0.25 L X 0.103 OD,STL CD PL	09922	DILB40P-108
-25	131-2567-00			2		..SKT,PL-IN ELEK:MICROCIRCUIT,40 DIP	22526	65461-006
-26	131-0608-00			50		..CONN,RCPT,ELEC:CKT BD,RTANG,17/34 CONT	22526	48283-036
-27	214-0579-00			3		..TERMINAL,PIN:0.365 L X 0.025 BRZ GLD PL	22526	48283-036
	010-6460-01			3		..TERM,TEST POINT:BRS CD PL	80009	214-0579-00
				2		..PROBE,DATA ACQ:	80009	010-6460-01
						.(SEE 070-4345-00 MANUAL FOR PARTS BRKDN)		
						D1		
-28	-----			1		..STOR DSPL UNIT:		
-29	105-0160-04			1		..CKT BRD ASSY:9 CH.ACQ(A15 REPL)		
-30	214-1337-00			2		..EJECTOR,CKT BD:YELLOW PLASTIC	80009	105-0160-04
-31	136-0751-00			2		..PIN,SPRING:0.25 L X 0.103 OD,STL CD PL	000BK	ORDER BY DESCR
-32	131-2567-00			3		..SKT,PL-IN ELEK:MICROCIRCUIT,40 DIP	09922	DILB24P108
-33	131-0608-00			1		..CONN,RCPT,ELEC:CKT BD,RTANG,17/34 CONT	22526	65461-006
-34	-----			54		..TERMINAL,PIN:0.365 L X 0.025 BRZ GLD PL	22526	48283-036
	010-6460-01			5		..TERM,TEST PT:(SEE A15TP185,TP250,		
						..TP291,TP325,TP665 REPL)		
				1		..PROBE,DATA ACQ:	80009	010-6460-01
						.(SEE 070-4345-00 MANUAL FOR PARTS BRKDN)		
						C02		
-35	380-0343-09			1		..GPIB COMM PACK:		
				1		..HSG HALF,ROM PK:INNER,ABS	80009	380-0343-09
						..(ATTACHING PARTS)		
-36	211-0102-00			4		..SCREW,MACHINE:4-40 X 0.5,FLH,100 DEG,STL	TK0435	ORDER BY DESCR
						..(END ATTACHING PARTS)		
-37	367-0328-00			1		..HANDLE,BOW:2.9 L,SST	80009	367-0328-00
-38	-----			1		..CKT BOARD ASSY:GPIB(SEE A32 REPL)		
-39	136-0755-00			1		..SKT,PL-IN ELEK:MICROCIRCUIT,28 DIP	09922	DILB28P-108
-40	386-4972-00			1		..PLATE,MOUNTING:GPIB	80009	386-4972-00
-41	131-2895-00			1		..CONN,RCPT,ELEC:CKT BD,RTANG,24 CONTACT	02660	57-92248-12-02
-42	214-2871-00			1		..HARDWARE KIT:STANDOFF ,STUD MOUNT W/NUT	00779	552633-1
-43	131-0099-00			1		..CONTACT,ELEC:PHOSPHOR BRONZE,CU-SN-ZN	80009	131-0099-00
-44	334-4879-00	B010100	B020499	1		..MARKER,IDENT:MKD GPIB COMM PACK	80009	334-4879-00
	334-4879-01	B020500		1		..MARKER,IDENT:MKD GPIB COMPACT	80009	334-4879-01
-45	380-0384-04			1		..HSG HALF,ROM PK:LID,ABS	80009	380-0384-04

Fig. & Index No.	Tektronix Part No.	Serial/Assembly No. Effective Dscnt	Qty	12345 Name & Description	Mfr. Code	Mfr. Part No.
4-	-----		1	ACCESSORY PKG:32K EMPTY ROM PACK (12RS11)		
	-----		1	ACCESSORY PKG:32K ROM PACK (12RS12)		
-46	200-2503-01		2	.COVER,ROM PACK:TOP,ABS,SMOKE TAN (ATTACHING PARTS)	80009	200-2503-01
-47	211-0012-00		8	.SCREW,MACHINE:4-40 X 0.375,PNH,STL (END ATTACHING PARTS)	TK0435	ORDER BY DESCR
-48	-----		2	.CKT BOARD ASSY:32K ROM PACK(SEE A42 REPL)		
-49	136-0751-00		8	..SKT,PL-IN ELEK:MICROCKT,24 PIN	09922	DILB24P108
-50	337-3122-00		2	.SHIELD,ELEC:STATIC	80009	337-3122-00
-51	200-2504-01		2	.COVER,ROM PACK:BOTTOM,ABS,SMOKE TAN	80009	200-2504-01
				12RS01		
	-----		1	ACCESSORY PKG:8K RAM PACK		
-52	200-2503-01		1	.COVER,ROM PACK:TOP,ABS,SMOKE TAN (ATTACHING PARTS)	80009	200-2503-01
-53	211-0012-00		4	.SCREW,MACHINE:4-40 X 0.375,PNH,STL (END ATTACHING PARTS)	TK0435	ORDER BY DESCR
-54	-----		1	.CKT BOARD ASSY:8K RAM PACK(SE A41 REPL)		
-55	337-3122-00		1	.SHIELD,ELEC:STATIC	80009	337-3122-00
-56	200-2504-01		1	.COVER,ROM PACK:BOTTOM,ABS,SMOKE TAN	80009	200-2504-01
				C01		
	-----		1	RS232 COMM PACK:		
-57	380-0343-09		1	.HSG HALF,ROM PK:INNER,ABS (ATTACHING PARTS)	80009	380-0343-09
-58	211-0102-00		4	.SCREW,MACHINE:4-40 X 0.5,FLH,100 DEG,STL (END ATTACHING PARTS)	TK0435	ORDER BY DESCR
-59	367-0328-00		1	.HANDLE,BOW:2.9 L,SST	80009	367-0328-00
-60	-----		1	.CKT BD ASSY:RS232 COMM PACK(SEE A31 REPL)		
-61	136-0755-00		1	..SKT,PL-IN ELEK:MICROCIRCUIT,28 DIP	09922	DILB28P-108
-62	386-4972-01		1	..PLATE,MOUNTING:RS232	80009	386-4972-01
-63	131-2897-00		1	..CONN,RCPT,ELEC:D SUBMINIATURE,25 MALE	00779	747023--1
-64	131-0890-00		2	..LOCK,CONNECTOR:4-40 X 0.312 L HEX HD,STL	71468	D 20418-2
-65	131-0099-00		1	..CONTACT,ELEC:PHOSPHOR BRONZE,CU-SN-ZN	80009	131-0099-00
-66	334-4877-00		1	.MARKER,IDENT:MKD RS232 COMM PACK	80009	334-4877-00
-67	380-0384-03		1	.HSG HALF,ROM PK:LID,ABS	80009	380-0384-03

Fig. & Index No.	Tektronix Part No.	Serial/Assembly No. Effective Dscort	Qty	12345	Name & Description	Mfr. Code	Mfr. Part No.
5-					STANDARD ACCESSORIES		
-1	200-2780-00		1		COVER,FRONT PNL:	80009	200-2780-00
-2	016-0707-00		1		CASE,CARRYING:MANUALS	80009	016-0707-00
-3	161-0104-00		1		CABLE ASSY,PWR,:3 WIRE,98.0 L,W/RTANG CONN (STANDARD ONLY)	16428	CH8352, FH-8352
-4	161-0104-06		1		CABLE ASSY,PWR,:3 X 0.75MM SQ,220V,98.0 L (OPTION A1 EUROPEAN)	S3109	ORDER BY DESCR
-5	161-0104-07		1		CABLE ASSY,PWR,:3 X 0.75MM SQ,240V,98.0 L (OPTION A2 UNITED KINGDOM)	TK1373	A25UK-RA
-6	161-0104-05		1		CABLE ASSY,PWR,:3,18 AWG,240V,98.0 L (OPTION A3 AUSTRALIAN)	S3109	ORDER BY DESCR
-7	161-0104-08		1		CABLE ASSY,PWR,:3,18 AWG,240V,98.0 L (OPTION A4 NORTH AMERICAN )	70903	ORDER BY DESCR
-8	161-0154-00		1		CABLE ASSY,PWR,:3,0.75MM SQ,240V,6A,2.5M L (OPTION A5 SWISS )	S3109	86515000
-9	012-0556-00		2		LEAD SET,ELEC:DIAGNOSTIC	TK1148	ASI 61500 REV A
	070-4340-01		1		MANUAL,TECH:OPERATORS,1240/1241	80009	070-4340-01
	070-4641-01		5		MANUAL,TECH:OPERATORS REFERENCE GUIDE,	80009	070-4641-01
					OPTIONAL ACCESSORIES		
	062-6927-00		1		BINDER:1240 OPERATORS ACCESSORIES PACKAGE	80009	062-6927-00
	062-6926-00	B040313	1		MANUAL,TECH:1240 SEMINAR WORKBOOK	80009	062-6926-00
	062-7124-02		1		MANUAL,TECH:SERVICE,1240/1241 (067-1103-02 ONLY)	80009	062-7124-02
	070-1308-01		1		SHEET,TECHNICAL:INSTR,1240 (670-7539-XX,670-8567-XX ONLY)	80009	070-1308-01
	070-4804-00		1		.MANUAL,TECH:SERVICE,1200C11	80009	070-4804-00
	070-4982-00		1		.MANUAL,TECH:SVCE,1240	80009	070-4982-00
	070-4342-01		1		MANUAL,TECH:SERVICE,1240/41	80009	070-4342-01
	070-4717-01		1		MANUAL,TECH:SERVICE,1240/41	80009	070-4717-01
	070-4343-00		1		MANUAL,TECH:INSTR,1200C01 (C01 ONLY)	80009	070-4343-00
	070-4344-00		1		MANUAL,TECH:INSTR,1200C02 (C02 ONLY)	80009	070-4344-00
	070-4347-01		1		MANUAL,TECH:INSTR,12RS01 (12RS01 ONLY)	80009	070-4347-01
	070-4353-02		1		MANUAL,TECH:INSTR,1240 (067-1103-02 ONLY)	80009	070-4353-02
	070-4594-00		1		MANUAL,TECH:INSTR,1240 (D1 ONLY)	80009	070-4594-00
	070-4595-00		1		MANUAL,TECH:INSTR,1240 (D2 ONLY)	80009	070-4595-00
	070-4602-01		1		MANUAL,TECH:INSTR,12RD01 (12RD01 ONLY)	80009	070-4602-01
	070-4675-00		1		MANUAL,TECH:INSTR,012-0556-00 (021-0556-00 ONLY)	80009	070-4675-00
	070-5378-00		1		MANUAL,TECH:SERVICE,1241 (1241 ONLY)	80009	070-5378-00





# GLOSSARY

SIGNAL NAME	DESCRIPTION
10 ns(L)(H)	The Trigger's 10 ns clock to the counter portion of the counter/timer.
ACARD(L)	The 18-Channel's A-side control signal indicating that storage should occur on this card rather than a subsequent chained card.
ACC OUT(H)	The 18-Channel's A-side chaining clock signal used by the Data Chain Interface.
ACH 0(H)(L)-ACH 8(H)(L)	The 18-Channel's differential data from the A probe.
A CLK0(H)	The 18-Channel's A-side master sample clock derived from the selected timebase T1, T2F, or T2L.
A CLK1(H)	The 18-Channel's clocking signal for the probe data latches in the Data Chain Interface.
ACORO(L)	The 18-Channel's A-side correlation data readback signal line from the acquisition RAMs.
ACQ RUN(L)	The Trigger's phase delayed signal used to start the acquisition after starting the trigger.
A FORCE STR(L)	The 18-Channel's A-side signal forcing storage of data (in the Data Chain Interface) into acquisition RAM.
A HOLDOFF(H)	The 18-Channel's A-side global word recognizer holdoff signal line.
ALE(H)	The Control Processor's address latch enable signal used to latch address information on the processor's multiplexed address/data bus.
A MAP CLK(H)	The 18-Channel's A-side memory address pointer clock signal line.
APB CLK(H)	The 18-Channel's A-side clock signal used during probe programming and probe data readback.
A PROBE DF(H)	The 18-Channel's A-side probe data readback signal line from each probe.
APROBE DT(H)	The 18-Channel's A-side signal for control of a programmable probe (not currently used).
APROBE R(L)/W(H)	The 18-Channel's A-side control signal used for probe programming and probe data readback.
A SLO CLK(H)	The 18-Channel's A-side slow clock detector signal line.
ATB(H)	The Trigger's asynchronous timebase output signal.
AT RESET(H)	The Trigger's signal generated when Trigger is attempted; used to generate system reset.
A WR PULSE(L)	The 18-Channel's A-side acquisition RAM write signal line.
BACK UP(L)	The Control Processor Board's nonvolatile memory select signal.

## GLOSSARY (cont.)

SIGNAL NAME	DESCRIPTION
BATT TEST(H)	The Control Processor Board's nonvolatile memory battery-voltage signal line indicating battery voltage level.
BCARD(L)	The 18-Channel's B-side control signal indicating that storage should occur on this card rather than a subsequent chained card.
BCC OUT(H)	The 18-Channel's B-side chaining clock signal used by the Data Chain Interface.
BCH0(H)(L)-BCH8(H)(L)	The 18-Channel's differential data from the B probe.
B CLK0(H)	The 18-Channel's B-side master sample clock derived from the selected timebase T1, T2F, or T2L.
B CLK1(H)	The 18-Channel's clocking signal for the probe data latches in the Data Chain Interface.
BCORO(L)	The 18-Channel's B-side correlation data readback signal line from the acquisition RAMs.
B FORCE STR(L)	The 18-Channel's B-side signal forcing storage of data (in the Data Chain Interface) into acquisition RAM.
B HOLDOFF(H)	The 18-Channel's B-side global word recognizer holdoff signal line.
BLANK(L)	The Display Board's video blanking signal used to disable the video output at the end of each raster line and during vertical retrace.
B MAP CLK(H)	The 18-Channel's B-side memory address pointer clock signal line.
BMREQ(L)	The I/O Processor Board's buffered memory request signal line; output goes active to indicate that the address bus holds a valid address.
BPB CLK(H)	The 18-Channel's B-side clock signal used during probe programming and probe data readback.
BPROBE DF(H)	The 18-Channel's B-side probe data readback signal line from each probe.
BPROBE DT(H)	The 18-Channel's B-side signal for control of a programmable probe (not currently used).
BPROBE R(L)/W(H)	The 18-Channel's B-side control signal used for probe programming and probe data readback.
B SLO CLK(H)	The 18-Channel's B-side slow clock detector signal line.
BUF(L)	The Display Board's buffer enable signal used when the I/O Processor writes to the Display Board through the I/O P-Display RAM Interface.
BUF STR 1(H), 2(H)	The Trigger's buffered store signals for timebase 1 and 2.
B WR PULSE(L)	The 18-Channel's B-side acquisition RAM write signal line.

## GLOSSARY (cont.)

SIGNAL NAME	DESCRIPTION
C0(H)-C2(H)	Sent from the I/O Processor to produce a sequential count for scanning the LED/PT matrix.
CA0(H)-CA2(H)	The Control Processor's address lines used when addressing linked circuitry.
CAS(L)	The Control Processor Board's column address strobe signal used to latch column data into the Display RAMs.
CC0*(H), CC1*(H)	The 18-Channel's A- and B-side chaining clocks from the Data Chain Interface on present card to the next 18-Channel Acquisition card in the chain. The asterisk denotes a letter that changes when moved from acquisition slot to slot.
C CLK(H)	The Display Board's character clock signal used to latch character data from the Display RAM into the character ROM latch.
CCOR1*(H), CCOR2*(H)	The 9-Channel's chain correlation data lines into this 1240D1 from the upper (previous in chain) 1240D1. The asterisk denotes a letter that changes when moved from acquisition slot to slot.
CCOUT(H)	The 9-Channel's chain clock out destined for lower 1240D1's in the system.
CHAIN(L)	The 9-Channel's signal causing the storage of data on lower 1240D1's in the system.
CHAIN CLOCK IN(H)	The incoming acquisition clock from upper (previous in chain) acquisition board in the memory chain.
CHAIN SEL(L)	The 18-Channel's enable for incoming chain clocks.
CHAR(L)	The Display Board's character signal indicating the display is in character mode.
CLK 0(H)	The 9-Channel's master sample clock derived from the selected timebase T1, T2F, or T2L.
CLK 1(H)	The 9-Channel's data hold register clock.
CLK 2(H)	The 9-Channel's glitch hold register clock.
CLK DIS(L)	The 18-Channel's enable for ordinary storage clocks.
CLR MAP(H)	The 9-Channel's clear memory address pointer signal derived from Control Processor control lines; used when clearing MAP counters and load counter for sequential word and glitch values.
CODE(L)	Generated by the Control Processor's Select Decode circuitry when accessing the lower bank of Control Processor ROMs.
COM(H)	The 18-Channel's common serial data readback signal line from the acquisition RAM circuitry.

## GLOSSARY (cont.)

SIGNAL NAME	DESCRIPTION
COMM(L)	The communication pack select line from the I/O Processor to the installed COMM pack; used to enable the pack's communication I.C.
COMPOSITE VIDEO OUT(H)	Carries the composite video signal from the CRT Drive Board to the rear panel output connector.
COR 1(H), COR2(H)	The Trigger's correlation data from timebases 1 and 2, respectively, to the acquisition circuitry.
CORR 1 RB A,B,C(L)	The Trigger's timebase 1 correlation readback.
CORR 2 RB(L)	The Trigger's timebase 2 correlation data readback.
COR D(H)	The 9-Channel's correlation data signal carrying correlation information destined for the data half cycle of the acquisition storage RAMs.
COR G(H)	The 9-Channel's correlation glitch signal carrying correlation information destined for the glitch half-cycle of the acquisition storage RAMs; not used when glitches are being stored.
C/Q(H)(L)	The acquisition board probe clock/qualifier signals; used in the generation of T clocks and Q qualifiers.
CQ1(L)-CQ3(L)	The 18-Channel's clock and qualifier generation programming strobe.
CQ GEN(H)	The 9-Channel's signal derived from Control Processor control lines; used as a write strobe when loading clock qualifier generation values.
CRD(L)	The Control Processor's read signal used when communicating with linked instrument circuitry.
CROM(L)	The COMM pack ROM select signal from the I/O Processor to the installed COMM pack.
CS0(L)-CS3(L)	Chip select signals from the Control Processor to the currently installed RAM pack; used to select individual memory I.C.'s within the pack.
CSYNC(H)	Composite synchronization signal from the Display Board to the CRT Drive's Composite Video Amplifier; used to generate the rear panel Composite Video Out signal.
CT EN(H)	The Trigger's sequence signal enabling events to counter/timer.
CT IN(L)(H)	The Trigger's counter/timer input signal to load the event into the counter/timer.
CT INHIBIT(H)	The Trigger's inhibit signal to the counter/timer; asserted after a trigger occurs.

## GLOSSARY (cont.)

SIGNAL NAME	DESCRIPTION
CT READ 1(H), 2(H)	The Trigger's counter/timer read 1 and 2 signals derived from Control Processor control signals; used for reading counter/timer.
CT RESET(L)(H)	The Trigger's command signal to reset the counter/timer.
CT STB(H)	The Trigger's counter/timer strobe derived from Control Processor control signals; used for loading C/T vector RAM.
CT·OUT(L)	The Trigger's signal indicating counter/timer is at terminal count.
CT TRIG(L)	The Trigger's control line used to select/enable the counter/timer as the Trigger source.
CUR(H)	The Display Board's timing diagram cursor data signal line; data indicates the horizontal position of the timing diagram cursor.
CURSOR SELECT(L)	The Display Board's circuitry select line used when the I/O Processor writes to the cursor attribute register.
CWR(L)	The Control Processor's write signal used when communicating with linked instrument circuitry.
DATA 0(L)	The 9-Channel's signal derived from Control Processor control signals; used by the Storage RAM Data Readback circuitry when reading from RAM.
DATA OUT(H)	The 9-Channel's data out line carrying serial data from the Front End Hybrid serial control registers.
DIAG(L)	Generated by the Control Processor's Select Decode circuitry when accessing the upper bank of Control Processor ROMs.
DIV2(H)	The 9-Channel's signal derived from Control Processor control signals; used when glitch data is not stored.
DELAYED BUF STR 1(H)	The Trigger's buffered store 1 signal (delayed).
DELAYED QUAL CLK2(H)	The Trigger's delayed qualified timebase 2 signal used for trigger control.
DEMUX(H)	The Trigger's control signal used to enable the T2 Demux mode circuitry.
DEN(L)	The Control Processor's data enable signal that activates the bidirectional Instrument Data Buffer. The enable signal prevents bus contention while the 8088 is transferring data on the AD data bus lines.
DMEM(L)	The display memory select signal from the I/O Processor to the Display Board circuitry; used to indicate the I/O Processor is ready to access the Display RAM.

## GLOSSARY (cont.)

SIGNAL NAME	DESCRIPTION
DREG(L)	The display register signal from the I/O Processor to the Display Board; used to indicate the I/O Processor is ready to write to display registers.
DT1(H), DT2(H)	The Trigger's delayed sample clocks 1 and 2 for sequence timing.
DT1, DT2 RET(H)	The Trigger's delayed return signal for T1 and T2.
DT(H)/R(L)	The Control Processor Board's data transmit/receive signal; used to control the direction of data on the 8088 CPU bus, the Dynamic RAM data bus, and the nonvolatile memory data bus.
ECL STK STB(H)	The Trigger's stack strobe signal; serves as a load strobe for the counter/timer.
ECL TH	The ECL level threshold voltage (approximately 3.6 V).
ETI OFF(H)	The Trigger's control line used to disable the external trigger input.
ETO(H)	The Trigger's signal indicating the current status of the external trigger out latch (for processor readback).
ETO LATCH(H)	The Trigger's control line used to enable latching of the external trigger out.
ETO OFF(H)	The Trigger's control line used to disable the external trigger out.
FLAGS(L)	The 9-Channel's signal derived from Control Processor control lines; used when reading the no-clock (flag) register.
FO(H)	The 9-Channel's filled once signal; used to locate the oldest/youngest data boundary.
GA SWR(H)	The gate array (front end hybrid) or sequence word recognizer programming select line.
GATE(L)	The Display Board's blanking signal used by the Timing Diagram ROM when generating tick marks.
GE(L)	The Trigger's global event signal.
GF0(H)-GF3(H)	The Trigger's control signals that specify the global filter values.
GF 10ns(L)	The Trigger's control signal set when the global filter clock is set to 10 ns.
GF=1(H)	The Trigger's control signal set when global filter= 1 is specified.
GF=1=LVL(H)	The Trigger's control signal set true when the user specifies global filter= 1 and level mode (as opposed to edge mode) is being used.
GF<3(H)	The Trigger's control signal set when the global filter value specified is less than 3.
GF CT EN(H)	The Trigger's control signal used to enable the global filter as the input to the counter/timer.

## GLOSSARY (cont.)

SIGNAL NAME	DESCRIPTION
GF DT1(L), DT2(H)	The Trigger's control signals set when the global filter clocks are T1 and T2, respectively.
GF EDGE(H)	The Trigger's control signal set to use the edge mode (as opposed to the level mode) in the global filter.
GF OUT(H)	The Trigger's signal indicating the global filter has been satisfied.
GF RESET(L)	The Trigger's control line used to select/enable global filter out to be the Reset source.
GF TRIG(L)	The Trigger's control line used to select/enable the global filter out to be the Trigger source.
GGR(H)	The acquisition board's global glitch recognizer signal; when active it indicates the recognition of current global glitch.
GLITCH(H)	The Display Board's timing diagram glitch data signal carrying serial data to the Timing Diagram ROM.
GWR(L)	The acquisition board global word recognizer signal; when active it indicates the recognition of current global word.
GWR HO(H)	The 18-Channel's global word recognizer hold off signal line; derived from Control Processor control signals.
HALF BYTE(H)	The 9-Channel's signal indicating data position on half-cycle RAM write operations.
HD(L)	The Display Board's horizontal drive signal that synchronizes circuitry to the CRT Drive Board's horizontal sweep.
HIGHLIGHT(L)	The Display Board's character attribute signal specifying light characters on a shaded background.
HIGH SELECT(L)	The Display Board's circuitry select line used when the I/O Processor writes to the vertical scrolling registers.
HOLD(H)	The 9-Channel's signal used to hold half-cycle of data during RAM write operations.
IBS1(L)-IBS5(L)	Instrument board select signals from the Control Processor to linked instrument circuitry; used to select specific instrument functions.
INIT(H)	The Trigger's signal used for part of system initialization prior to the acquisition cycle.
INTC(L)	The installed COMM pack's interrupt signal line to the I/O Processor; used to indicate communication with the instrument is desired.
IO(H)	The I/O Processor Board's in-out signal to the Bidirectional Data Buffer; used to enable the communication link between the processor and other functional blocks operating on the ND data bus.

## GLOSSARY (cont.)

SIGNAL NAME	DESCRIPTION
IO(H)/M(L)	The Control Processor Board's Input Output/Memory signal; used to specify that the current 8088 address is for either a memory device or an input-output device.
IRQ(L)	The I/O Processor's interrupt request signal activated when a COMM pack, the Control Processor, or the display requests an interrupt.
IRST(H)	Interrupt reset signal from the I/O Processor to the Control Processor; resets the Control Processor when a master system reset is performed.
IT CLK(H)	The Trigger's sequential signal used to clock the iteration counters.
ITER RAM(L)	The Trigger's load signal for control RAMs containing sequential iteration count.
IWAIT(L)	The interrupt wait signal from the display circuitry to the I/O Processor; used to prevent the Z80 CPU from accessing display memory until the Display Board is finished accessing it.
KA(H)	Carries Greyscale from the front panel knob to the I/O Processor's Front Panel Knob Circuitry.
KB(H)	Carries Greyscale from the front panel knob to the I/O Processor's Front Panel Knob Circuitry.
KBSEL(L)	Keyboard select signal sent from I/O Processor to clock keyboard status through the Keyboard's readback buffer, back to the I/O Processor.
LCP(L)	The Display Board's latch clock pulse used when the I/O Processor reads from the Display RAM latch through the I/OP-Display RAM Interface.
LEVEL DISABLE(H)	The Trigger's sequence signal disabling Trigger when high true.
LOAD(L)	The Display Board's counter load signal used to pre-load the horizontal scrolling address counters.
LOADS(L)	The Display Board's load shift register signal used when converting character, cursor, and highlight parallel data to serial data.
LOE(L)	The Display Board's latch output enable signal used when the I/O Processor reads from the Display RAM latch through the I/OP-Display RAM Interface.
LOW SELECT(L)	The Display Board's circuitry select line used when the I/O Processor writes to the horizontal scrolling registers.
LSEL(L)	LED select signal sent from the I/O Processor to clock front panel LED information through the Keyboard's Menu LED Key latch.



## GLOSSARY (cont.)

SIGNAL NAME	DESCRIPTION
MA0(H)-MA5(H)	The 18-Channel's miscellaneous address lines; used during read-back of acquisition RAMs, programming of front end hybrids, etc.
MAP(L)	The 9-Channel's memory address pointer enable signal derived from Control Processor control signals; used to gate the MAP value through the Status Monitor onto the BCD data bus.
MAP READ(H)	The 9-Channel's memory address pointer read signal derived from Control Processor control signals; used to strobe data from MAP circuitry.
MEAS(L)	Measure signal sent from the I/O Processor to produce a sequential count for scanning the LED/PT matrix.
MEM WRITE(L)	The 9-Channel's control signal that causes storage of data into acquisition storage RAMs.
MF1(L), MF2(L)	Memory full detect signals from the trigger circuitry located on the Control Processor to the Trigger Board; the memory filled value is the number of cycles post-trigger.
M RESET(H)	The 18-Channel's master reset signal to the acquisition memory.
NEW STEP (L)(H)	The Trigger's sequence control signal used to load new sequence values during level changes.
NO CLK(H)	The 9-Channel's flag signal set prior to the occurrence of any acquisition clock; used to hold off the global word recognizer.
NO QUAL(H)	The Trigger's control signal that disables storage qualification at 10 ns on T1.
NOT NO CLOCK(L)	The 9-Channel's flag signal activated when the sample clock occurs and read back by the Control Processor.
N STEP CLK(H)	The Trigger's new step clock signal; goes high when the sequence is being changed.
OE(L)	Output enable signal from the Control Processor to the currently installed RAM pack; used by the processor when reading information from the RAM pack.
OFF(L)	The data off signal derived from Control Processor control lines; used when turning off the data inputs to the Front End Hybrids during initialization.
P0(H), P1(H)	The 18-Channel's acquisition-board-depth control bits used to determine memory chain depth.
PACK(L)	The Control Processor Board's ROM/RAM Data Buffer enable signal.
PINT(H)	Processor interrupt from the Control Processor to the I/O Processor; used to request an interrupt for inter-processor communication.

## GLOSSARY (cont.)

SIGNAL NAME	DESCRIPTION
PREFILLED 1(L), 2(L)	The Trigger's prefilled signals from Trigger Position Indicators 1 and 2; indicate prefilled storage is complete.
PROBE CLK(H)	The 9-Channel's probe clock used when reading pod I.D.
PROBE ID DATA(H)	The 9-Channel's probe identification information read back from the acquisition probe; carries unique identification code when the probe's POD ID button is pushed.
PROBE R(L)/W(H)	The acquisition board probe identification bit derived from the Control Processor; set during probe I.D. read operation.
PSEL(L)	Processor select signal from the Control Processor to the I/O Processor; used during inter-processor communication.
PSET0(H), PSET1(H)	The 9-Channel's acquisition-board-depth control bits used to determine memory chain depth.
Q1(L), Q2F(L), Q2L(L)	The acquisition/trigger system timebase qualifier signals.
QUAL CLK 1(H), 2(H)	The Trigger's qualified timebase 1 and 2 signals used for trigger control.
RAM(L)	Generated by the Control Processor's Select Decode circuitry when accessing Control Processor RAMs; enables the Dynamic RAM controller and, used in conjunction with the SACK(L) signal to control the READY line to the 8088 CPU.
RAM LOW(L)	The Trigger's signal used to select between high and low bytes in function control RAMs (also see TF RAM(L) and ITER RAM (L) descriptions).
RB TRIG(L)	The Trigger's signal to the processor that the 1240 is triggered.
RDA(H), RDB(H)	The 18-Channel's A- and B-side signals used to enable the memory address pointer clocks.
REVC(L)	The Display Board's character attribute signal specifying dark characters on a light background.
RAM LOW(L)	The Trigger's signal used to select between the function control RAMs.
RAS(L)	The Control Processor Board's row address strobe signal used to latch row data into the Display RAMs.
RDA(H), RDB(H)	The 18-Channel's A- and B-side enables for the serial readback clock.
RESEL(L)	The I/O Processor Board's rotary encoder select signal line; used to select the bit value from the front panel knob onto the processor's ND data bus.

## GLOSSARY (cont.)

SIGNAL NAME	DESCRIPTION
RESET(H)	The Trigger's master reset of trigger commands and controls.
ROM(L)	The Display Board's signal used to enable the character ROM during the character display mode.
RUN(H)	The Trigger's control signal used to enable the acquisition cycle.
SACK(L)	Select acknowledge signal from the Control Processor's Dynamic RAM controller; used in conjunction with the RAM(L) signal to control the READY line to the 8088 CPU.
SE CLK(H)	The Trigger's sequential event clock used to sample sequential word recognizer value.
SEL(L)	The 9-Channel's signal derived from Control Processor control lines; used as a write strobe for loading the acquisition storage RAM select register.
SEL0(H), SEL1(H)	Select 0 and 1 signals from the currently installed ROM or RAM pack to the Control Processor; carries address information used to determine memory space selection.
SEL0(L)-SEL8(L), SELC(L)	The 9-Channel's select signals used to enable individual acquisition storage RAMs.
SE LOAD(L)	The 9-Channel's sequential event load signal derived from Control Processor control lines; used when loading sequential word and glitch values into the Sequential Event RAMs.
SEQ NEW STEP(H)	The Trigger's sequence new step signal; goes high during sequence steps.
SEQ RESET(L)	The Trigger's sequence reset signal; goes low during sequence-generated reset.
SER CLK(H)	The 9-Channel's serial data clock signal derived from Control Processor control lines; used when loading serial data into the Front End Hybrids.
SER STB(H)	The 9-Channel's serial data strobe clock signal derived from Control Processor control lines; used to strobe data into the Front End Hybrids.
SET HOLD(H)	The 9-Channel's signal derived from Control Processor control signals; used to initialize RAM write signal.
SET NO CLK(H)	The 9-Channel's signal derived from Control Processor control lines; used as a strobe to initialize the no-clock register.
S EVT STB(L)(H)	The Trigger's sequential event strobe used to sample the event.
SF CLK(H)	The Trigger's sequence signal used to clock the sequential filter.

## GLOSSARY (cont.)

SIGNAL NAME	DESCRIPTION
S FILT(L)(H)	The Trigger's signal indicating sequential filter count is satisfied; for action goes (L), for readback goes (H).
SF RAM(L)	The Trigger's control line used to load the sequential RAM.
SGR*(H)	The acquisition board's sequential glitch recognizer signal; when active it indicates the recognition of current sequential glitch. The asterisk denotes a letter that changes when moved from acquisition slot to slot.
SGR POL(H)	The Trigger's sequential glitch recognizer polarity control (for ON/ON NOT selection).
SWR POL(H)	The Trigger's sequential word recognizer polarity control (for ON/ON NOT selection).
S IT(L)	The Trigger's signal indicating the iteration count is satisfied.
SKCLR(H)	The I/O Processor Board's soft key clear signal line; used only during diagnostics to clear the soft key register.
SKENABLE(H)	The I/O Processor's soft key enable signal; used during diagnostics to disable the soft keys.
SKSEL(L)	The I/O Processor Board's soft key select signal line; used to select the conditions of the soft key boxes onto the processor's ND data bus.
SKSET(L)	The I/O Processor Board's soft key set signal line; used only during diagnostics to force an all high or all low input condition to the soft key register.
S LAT STB(L)(H)	The Trigger's sequential latch strobe used to change or latch the sequence level.
SLEV0(H)-SLEV3(H)	The Trigger's stack level 0 - 3 control signals used to force stack levels during initialization; set to F to run.
SLOW CLK(H)	The 9-Channel's flag set low when a sample clock occurs and cleared when the Control Processor reads it back; indicates master sample clocks are infrequent.
SP0(H)-SP3(H)	The sequence pointer signals from the Trigger Board; used when indexing sequential word and glitch values.
SP LATCH(H)	The Trigger's sequence signal used to latch sequence level read-back registers.
SR(L)	The Trigger's signal that indicates the sequential word and glitch recognizers are satisfied.

## GLOSSARY (cont.)

SIGNAL NAME	DESCRIPTION
START(H)/STOP(L)	The 1240 produces a start signal (A10TP385 for I/O Processor and A9TP117 for Control Processor Board) at the beginning of each diagnostic test that may be used as a trigger signal for an oscilloscope or a logic analyzer. The signal test point is raised to a TTL high logic level at the beginning of each test, and released low at the completion of the test.
STORE EN(H)	The Trigger's control signal used to enable storage qualification.
STR 1(H), STR 2(H)	The acquisition master storage signals that cause the storage of previously sampled data into acquisition RAM.
STR 1, STR 2 RB(L)	The Trigger's readback of storage control signals for timebase 1 and 2.
STR GE(L)	The Trigger's global event signal used in global store on event command.
STR QUAL(H)	The Trigger's control signal used to enable storage qualification.
SWR*(L)	The acquisition board's sequential word recognizer signal; when active it indicates the recognition of current sequential word. The asterisk denotes a letter that changes when moved from acquisition slot to slot.
SWR LD(H)	The 18-Channel's sequence word recognizer load signal; used when loading the sequence word recognizer RAMs.
T1(H), T2F(H), T2L(H)	The acquisition/trigger system timebase clocks.
T1*(H), T2F*(H), T2L*(H)	The 9- or 18-Channel card clock signals that contribute to the making of acquisition/trigger system timebase clocks. The asterisk denotes a letter that changes when moved from acquisition slot to slot.
T2F LAST(H)	The Trigger's timebase 2 signal that indicates which phase of the T2 split clock was last in the acquisition cycle.
T2 INIT(H)	The Trigger's timebase 2 signal derived from Control Processor control lines; used to initialize timebase 2 related circuitry.
TB SEL(H)	The Trigger's sequence control signal used to select the current timebase as TB 1 or TB 2; when active indicates TB 1.
TCLR(H)(L)	The Display Board's timing clear signal used to force two blank character positions to the display when entering the Timing Diagram mode.
TDATA(L)	The Display Board's timing data signal carrying serial data from the Timing Diagram ROM.

## GLOSSARY (cont.)

SIGNAL NAME	DESCRIPTION
TEST(L)	The I/O Processor Board's signal line used to check the ability of the Z80 CPU to write a value out to the board edge connector and correctly read it back. Also, the 9-Channel's strobe signal derived from Control Processor control lines; used for gating probe and board I.D. data through the Status Monitor.
TFALLING(L)	The acquisition board T clock falling edge indicator; active when the probe C/Q line goes from a logic 1 to logic 0.
TF RAM(L)	The Trigger's load signal for control RAMs containing sequence commands for true and false conditions.
THRESH(L)	The 9-Channel's threshold write signal derived from Control Processor control lines; used when setting the 9-Channel's threshold setting.
THRESH(H)	The 18-Channel's threshold write signal derived from Control Processor control lines; used when setting the 18-Channel's threshold setting.
TIMEBASE(L)	The 18-Channel's timebase selection programming strobe.
TIMING(H)	The Display Board's timing diagram data signal carrying serial data to the Timing Diagram ROM. Also the 9-Channel's signal derived from Control Processor control lines; used as a write strobe for loading timing control values.
TMODE(L)	The Display Board's timing mode signal used to indicate the display is currently generating timing diagrams.
TP1(L), TP2(L)	Trigger Position signals from the trigger circuitry located on the Control Processor to the Trigger Board; indicates zero detection (where zero is the trigger location).
TPI1(H), TPI2(H)	Trigger position indicator 1 and 2 ripple clock signals from the Trigger Board to the Control Processor Board; used to clock upper 8 bits.
TPI1, TPI2 RESET(H)	The Trigger's master reset signals for the Trigger Position Indicator counters.
TPG GL(L)	The Trigger's control signal used to specify glitches on the Test Pattern Generator.
TPG T1(H)	The Trigger's control signal used to specify either T1 (true) or 12 MHz (false) as the base clock for the Test Pattern Generator.
TPG T1 CLK(H)	The Trigger's T1 signal for the Test Pattern Generator clock in TPG modes 2 and 3.
TPR0-7(H)	The Trigger's TPI 1 and 2 prescale readback.

## GLOSSARY (cont.)

SIGNAL NAME	DESCRIPTION
TRAN(H)	Carries multiplexed LED/Phototransistor information from the Keyboard to the I/O Processor's Soft Key circuitry.
TRIG(L)	The Trigger's signal to the Trigger Position Indicators that indicates a trigger has been identified.
TRIG EN(H)	The Trigger's control line used to enable triggering.
TRIG IMM 1(H), 2(H)	The Trigger's trigger immediate control signals to disable data pre-trigger holdoff.
TRIG IN(H)	Trig In signal line carries the buffered, level-shifted trigger signal from the CRT Drive to the Trigger Board.
TRIGGER IN(H)	Trigger In signal line carries an external trigger signal from that rear panel connector in to the CRT Drive's Trig In Level Shift and Buffer circuitry.
TRIG OUT(H)	Trig Out signal line carries a trigger signal from the Trigger Board to the CRT Drive's Trig Out Level Shift and Buffer circuitry; indicates the 1240 attempted to trigger.
TRIGGER OUT(H)	Trigger Out signal line carries a buffered, level-shifted trigger signal from the CRT Drive's Trig Out Level Shift and Buffer circuitry to the rear panel connector.
TRIG RUN(L)(H)	The Trigger's signal indicating the start of a trigger.
TRISING(L)	The acquisition board T clock rising edge indicator; active when the probe C/Q line goes from a logic 0 to logic 1.
TTSQ(H)	The Trigger's control bit set for Two Timebase Storage Qualification.
VTH	The 9-Channel's threshold voltage signal; read back by the Control Processor to determine if threshold is set in the positive or negative range.
VB(L)	The Display Board's vertical blank signal used to reset the raster counter during vertical retrace.
VBIAS(H)	The 9-Channel's line at 3.65V-3.70V;
VD(L)	The Display Board's vertical drive signal that synchronizes circuitry to the CRT Drive Board's vertical sweep.
VDRIVE(L)	Video drive signal from the Display Board to the CRT Drive Board; used to synchronize the display monitor's vertical sweep.
VERT RESET(L)	The Display Board's vertical reset signal used to reset the sync signal generator after raster 240.
VIDEO(H)	Composite video signal from the Display Board to the CRT Drive's Cathode Z-Axis Amplifier.

## GLOSSARY (cont.)

SIGNAL NAME	DESCRIPTION
VLATCH(H)	The video latch signal from the Display Board to the I/O Processor; used during diagnostics when the I/O Processor reads back Display RAM data.
WE(L)	Write enable signal from the Control Processor to the currently installed RAM pack; used by the processor when writing information into the RAM pack.
WRITE EN(L)	The 9-Channel's write enable signal derived from Control Processor control lines; allows acquisition cycles to store data.
X1(H)-X7(H)	Carry pulses created by the LEDs (in the LED/PT matrix) to Keyboard.
Y1(H)-Y7(H)	Sent from keyboard to sequentially turn on the front panel phototransistors.
ZERO CROSS(H)	The 18-Channel's signal indicating the zero crossing point for the D/A convertor in the Threshold Voltage Generation circuit. (This signal is used during diagnostics.)